


# POWR-KRAFT

*Woodworking*

# TOOLS



**MONTGOMERY WARD & CO.**

CHICAGO  
PORTLAND

KANSAS CITY  
OAKLAND

ST. PAUL  
FT. WORTH

BALTIMORE  
DENVER  
ALBANY

# **A Home Workshop**

There are few men who have not, at one time or another, wished for a home work shop, some place in an empty room or basement where they could work in wood to their heart's content. Some place to repair and make furniture, build model ships, bird houses, and ornamental pieces of wood, and, above all, a man's work shop for men only, where the owner could satisfy his deep seated pride in his own craftsmanship.

In the past, such a shop could be only a dream for many men. Well-built, precision tools were costly, and a well equipped shop was beyond the means of many. This is no longer true. Ward's has introduced a complete line of power driven tools, at reasonable prices, which puts a quality work shop within the reach of all.

## **“POWR-KRAFT” Quality**

All POWR-KRAFT tools are constructed to the rigid specifications of Ward's Bureau of Standards. Each tool was considered in most minute detail to make sure that every part was built of just the right materials, and assembled in exactly the right way to give greatest convenience, efficiency, and durability. Where ball bearings give superior performance, they are installed. Where oilless, graphite bronze bearings are suitable they are employed. Where special, hardened alloys will give greater strength and service, the exact alloy needed is specified, and the specifications are conscientiously followed. All tools are carefully machined, all bearings are perfectly aligned, all shafts and spindles run absolutely true. All adjustments on adjustable tools are carefully designed for ease in handling, and all miter gauges, etc., are graduated accurately.


## **For Amateur or Professional Use**

Whether you are an amateur craftsman or a professional wood worker, you will find that POWR-KRAFT tools combine real economy with the high quality and rugged strength necessary for good work. As you glance through the pages of this catalog you will see the detailed descriptions of each tool, and see how admirably it is suited for the work it was designed to perform.

## **Manual Training for Youngsters**

There is no finer training for boys than actual handling of precision tools. It teaches accuracy and dexterity, promotes habits of industry, and develops the lad's ingenuity. Give your boy an assortment of POWR-KRAFT tools, and you will combine fine training with lots of clean, wholesome fun.

# "POWR-KRAFT" Planer or Jointer



**\$9<sup>95</sup>**

WE  
PAY  
POSTAGE

A fast cutting, heavy-duty tool, carefully manufactured to give accurate and precise work. Three finely tempered, alloy steel blades, in circular cutting head equipped with chip breakers, revolve at 5000 r.p.m. to make a clean, smooth shave in one operation. The cutter head runs in accurately aligned, graphite bronze bearings which require no oiling. The entire unit is carefully balanced to give unusual smoothness, power, and precision.

Each table is 10½ inches from center of cutter and 5 inches wide. Tables are surface ground, mounted on 4 ways, and held in position by strong springs. Easily adjusted by conveniently located hand wheels to give any depth cut up to ¼-inch. Rear table has 1-inch rabbeting ledge.

Heavy, reinforced rip fence is equipped with graduated miter gauge, and may be set at any angle up to 45° in either direction. Safety guard slides easily out of the way when work is fed in, but spring control instantly returns it to safety position when not in use.

Equipped with V-pulley to operate from 1/3 H.P. motor or line drive.

**SPECIFICATIONS:** Length—20½"; width—5", all parts of machined gray iron.

**484 SR 768**

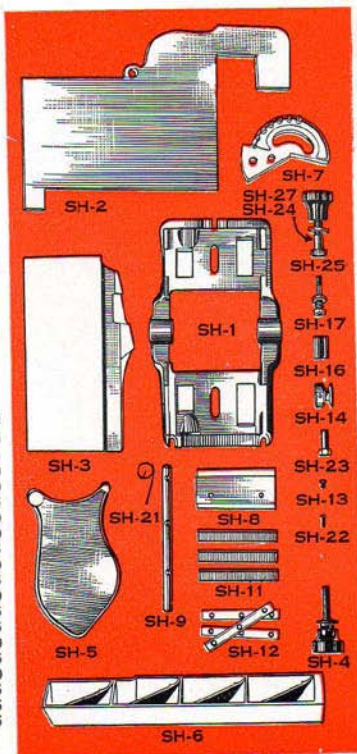
**We Pay Postage**

**\$9.95**

## Parts and Accessories

Number	Name	Shp. Wt.	Price
284-SR-SH-1	Base .....	10 lbs.	\$1.50
284-SR-SH-16	Gramix Bushing (2 used) ..	3 ozs.	.15
284-SR-SH-2	Front Table.....	9 lbs.	1.00
284-SR-SH-3	Rear Table .....	5 lbs. 6 ozs.	1.00
284-SR-SH-17-18	Locking Stud, etc. (2 used) ..	3 ozs.	.25
284-SR-SH-4	Adjusting Knob (2 used) ..	8 ozs.	.20
284-SR-SH-5	Guard .....	1 lb. 6 ozs.	1.00
284-SR-SH-21	Guard Spring .....	1 oz.	.05
284-SR-SH-7	Mitre Plate .....	1 lb.	.50
284-SR-SH-23	Screws .....	2 ozs.	.05
284-SR-SH-6	Guide .....	2 lbs.	.80
284-SR-SH-24	Adjusting Screws .....	2 ozs.	.05
284-SR-SH-27	Adjusting Knob .....	8 ozs.	.15
284-SR-SH-8	Cutter Head .....	2 lbs. 6 ozs.	.90
284-SR-SH-9	Shaft .....	8 ozs.	.15
284-SR-SH-11	Blades (set of 3).....	4 ozs.	1.00
284-SR-SH-12	Chip Breakers (set of 3)....	8 ozs.	.75
284-SR-SH-13	Locking Screw (set of 9)....	2 ozs.	.15
284-SR-SH-14	1¼-in. V Pulley.....	4 ozs.	.25

All parts shipped not prepaid from factory in Northern Indiana.



# "POWR-KRAFT" Jig Saw



**\$5<sup>75</sup>**

Post Paid

COMPLETE  
WITH 9 BLADES

An Accurate,  
Heavy Duty Saw  
for Wood or Soft  
Metals

Indispensable for scroll work,  
inlaying, silhouettes, etc.

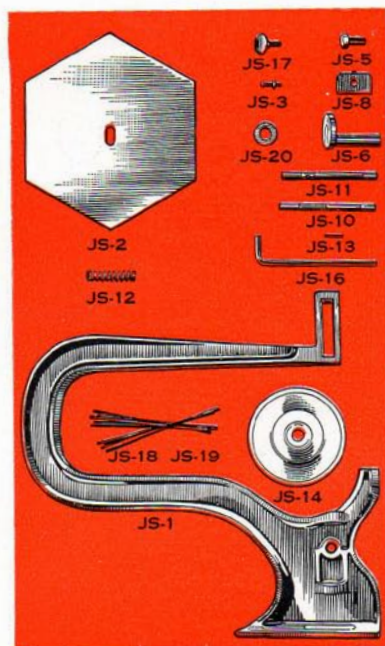
Balanced construction and accurate bronze bearings assure smooth operation, eliminating practically all vibration from cutting table. Rigid saw guide insures accurate cutting.

Cross head and eccentric constructed of special tempered steel to give great strength and durability. Hexagon table can be tilted to any angle up to 45 degrees and is equipped with a set screw adjustment for absolute precision in squaring.

Driving mechanism of heat-treated steel is mounted independent of the table. Blade tension is controlled at all times by heavy duty tempered steel spring. Blades are quickly interchangeable to handle wood or soft metal.

CAPACITY: Up to 2 $\frac{7}{8}$  in. in wood. Throat—12 in. Height over all—15 in., size of table—8 $\frac{1}{2}$  in. Equipped with V-type pulley for motor or line shaft drive. Complete with 9 blades for metal or wood.

**484 SR 770 Postpaid \$5.75**




## Parts and Accessories

Number	Name	Shp. Wt.	Price
284-SR-JS-1	Frame	12 lbs.	\$2.00
284-SR-JS-2	Table	1 lb.	.90
284-SR-JS-3	Adjusting Screw	1 oz.	.05
284-SR-JS-5	Swivel Bolt	1 oz.	.05
284-SR-JS-6	Eccentric	6 ozs.	.80
284-SR-JS-8	Cross Head	3 ozs.	.40
284-SR-JS-10	Operating Shaft (upper)	2 ozs.	.25
284-SR-JS-11	Operating Shaft (lower)	2 ozs.	.25
284-SR-JS-12	Operating Spring	1 oz.	.10
284-SR-JS-13	Operating Pin	1 oz.	.05
284-SR-JS-14	4-in. V Pulley	1 lb.	.35
284-SR-JS-16	Saw Guide	3 ozs.	.15
284-SR-JS-17	Thumb Screw	2 ozs.	.10
284-SR-JS-18-19	Blades (4 fine, 5 coarse)	2 ozs.	.25
284-SR-JS-20	Fiber Washers	1 oz.	.05

All parts shipped not prepaid from factory in Northern Indiana.

Montgomery Ward Co.

# "POWR-KRAFT" Four Speed Lathe



GRAPHITE BRONZE BEARINGS—THRUST BALL BEARING

Unusual quality for this low price. All parts are carefully machined and lined up with absolute precision. Head stock with oilless graphite bronze bearings. Ball bearing to take end thrust, runs in constant reservoir of oil. Free running tail stock and tool rests quickly adjusted to any position. Four-speed V-type pulley gives speed ranges of 700, 1350, 2200 and 4000 r.p.m. from motor or standard line shaft.

**\$9.95**  
COMPLETE  
We Pay Postage

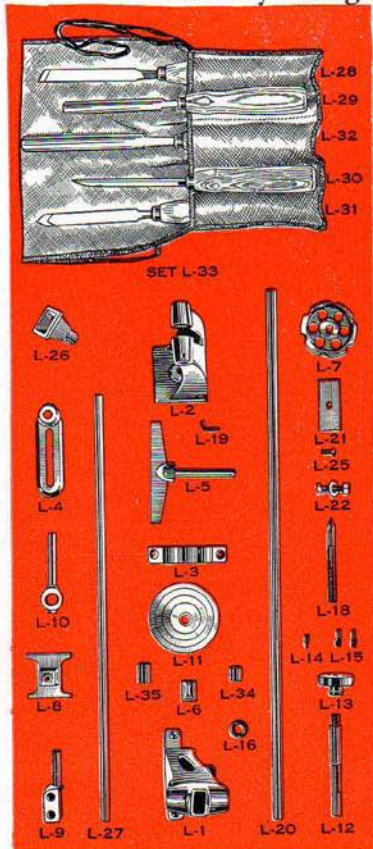
SPECIFICATIONS: Overall length—34 in.; overall height—8 in. CAPACITY—between centers—24 in.

- 484 SR 758** Lathe Complete. We Pay Postage ..... **\$9.95**  
**484 SR 759** Lathe Only. Postpaid..... **\$5.75**  
**484 SR 760** 24-inch Tool Rest Only. Postpaid **\$2.95**  
**484 SR 761** Turning Chisels. Shipping weight, 8 oz., 2 for..... **\$1.00**


## Parts and Accessories

Number	Name	Shp. Wt.	Price
284-SR-L-1-6	HEAD STOCK—Casting with Oil Cap .....	4 lbs.	\$ .30
284-SR-L-12	Spindle .....	8 ozs.	.30
284-SR-L-16	Ball Bearing .....	2 ozs.	.25
284-SR-L-34	1/2-in. Gramix Bushing.....	2 ozs.	.15
284-SR-L-35	3/8-in. Gramix Bushing.....	2 ozs.	.15
284-SR-L-2	TAIL STOCK—Casting.....	3 lbs. 12 ozs.	.35
284-SR-L-7	Wheel .....	12 ozs.	.15
284-SR-L-18	Center .....	6 ozs.	.35
284-SR-L-19	Locking Screw .....	2 ozs.	.10
284-SR-L-21	Base Clamp .....	6 ozs.	.10
284-SR-L-22	Bolt and Nuts.....	3 ozs.	.10
284-SR-L-11	4-step V Type Pulley (2 used) 1 lb.	4 ozs.	.50
284-SR-L-4	6-in. TOOL REST—Base.....	1 lb.	.35
284-SR-L-5	Rest .....	1 lb.	.25
284-SR-L-21	Clamp .....	6 ozs.	.10
284-SR-L-22	Stud and Nut.....	3 ozs.	.10
284-SR-L-20	Bed Rod (2 used).....	3 lbs.	.35
284-SR-L-3	Bed Rod Support.....	1 lb.	.20
284-SR-L-13	Spindle Head .....	12 ozs.	.45
284-SR-L-14	Spindle Center .....	1 oz.	.10
284-SR-L-15	Spindle Dogs (2 used).....	2 ozs.	.10
284-SR-L-26	Cup Center .....	6 ozs.	.25
284-SR-L-8	24-in. TOOL REST—Sliding Bracket .....	14 ozs.	.30
284-SR-L-9	End Bracket (2 used).....	12 ozs.	.30
284-SR-L-10	Tool Holder .....	8 ozs.	.35
284-SR-L-25	Locking Screw .....	1 oz.	.05
284-SR-L-27	24-in. Rods (2 used).....	1 lb. 2 ozs.	.30
284-SR-L-4	Base (2 used).....	1 lb.	.35
284-SR-L-21	Base Clamp (2 used).....	6 ozs.	.10
284-SR-L-22	Locking Studs (2 used).....	3 ozs.	.10
284-SR-L-28	Cut-off Chisel.....	6 ozs.	.75
284-SR-L-29	Gouge Chisel .....	6 ozs.	.75
284-SR-L-30	Spear Point Chisel.....	6 ozs.	1.00
284-SR-L-31	Skew Chisel .....	6 ozs.	.75
284-SR-L-32	3/4-in. Gouge Chisel.....	8 ozs.	1.00
284-SR-L-33	Set 5 Chisels with case.....	2 lbs.	4.00

All parts shipped not prepaid from factory in Northern Indiana



# "POWR-KRAFT" Bench Saw



## \$11.45

Post Paid

COMPLETE

With One Combined Rip and Cross Cut Blade

### SPECIFICATIONS

Table 10x14";  
Height, 10"; Capacity,  
2 1/8" ripping, cross-cutting or any angle  
to 45 degrees.  
Speed 3500 R.P.M.

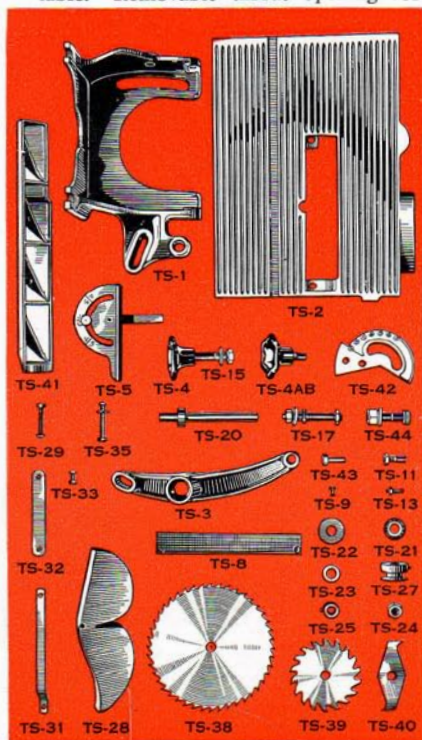


A powerful, substantial saw for heavy duty work. Saw arm equipped with New Departure Ball Bearings; spindle ground to absolute accuracy. Adjustable to cuts from 0 to 2 1/4 inches by convenient hand wheel. Surface ground table may be tipped to any angle up to 45 degrees with accurate adjustment for squaring. Ripping fence equipped with graduated miter gauge, adjustable up to 45 degrees in either direction, permits cuts of many angles without tilting table. Removable throat opening for dado heads, grooving discs, etc. Splitter eliminates binding of saw blade.

Safety guard raises as work is fed to saw—automatically returns to position when work is done. May be swung out of the way without removing.

Seven-inch blades hammered and tempered steel. V-type pulley for use with motor or line shaft.

**484 SR 764 We Pay Postage \$11.45**



### Parts and Accessories

Number	Name	Shipping Wt.	Price
284-SR-TS-1	Base	10 lbs. 4 ozs.	\$1.00
284-SR-TS-4AB	Adjusting Knob	8 ozs.	.20
284-SR-TS-2	Table	12 lbs.	1.00
284-SR-TS-44	Swivel Screw	3 ozs.	.05
284-SR-TS-8-9	Wood Throat and Screws	3 ozs.	.10
284-SR-TS-11	Pivot Studs (2 used)	3 ozs.	.10
284-SR-TS-13	Stop Screw & Nut	1 oz.	.05
284-SR-TS-3	Arm	3 lbs.	.75
284-SR-TS-4	Adjusting Knob	7 ozs.	.15
284-SR-TS-15	Adjusting Screw & Washer	2 ozs.	.05
284-SR-TS-17	Pivot Study Assembly	5 ozs.	.50
284-SR-TS-20	Saw Spindle	8 ozs.	.75
284-SR-TS-21	Ball Bearing (2 used)	3 ozs.	.95
284-SR-TS-22	Retainer Washers, 2 for	2 ozs.	.05
284-SR-TS-23-24	Blade Washer & Nut	3 ozs.	.15
284-SR-TS-25	Collar	2 ozs.	.05
284-SR-TS-27	Pulley	6 ozs.	.25
284-SR-TS-28	Saw Guard	11 ozs.	.85
284-SR-TS-29	Screw and Nut	2 ozs.	.05
284-SR-TS-31	Arms (2 used)	6 ozs.	.10
284-SR-TS-33	Arm Screw & Nut	2 ozs.	.05
284-SR-TS-32	Splitter	3 ozs.	.10
284-SR-TS-35	Screw, Nut & Washer	3 ozs.	.05
284-SR-TS-41	Rip Guide	2 lbs.	.80
284-SR-TS-42	Mitre Plate	1 lb.	.50
284-SR-TS-43	Screws, 2 for	2 ozs.	.05
284-SR-TS-38	Saw Blade	15 ozs.	1.00
284-SR-TS-39	Dado Saw	4 ozs.	.75
284-SR-TS-40	Chippers	2 ozs.	.30
284-SR-TS-5	Mitre Gauge	1 lb.	.25

All parts shipped not prepaid from factory in Northern Indiana.

# Vertical Spindle Shaper

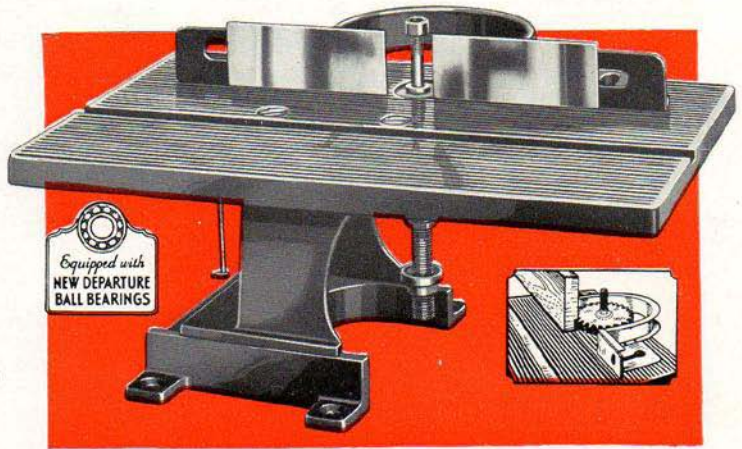
**\$9<sup>95</sup>**

Post Paid

**COMPLETE**  
With 7 Cutters,  
4 Depth Washers,  
2 Depth Collars, V-Belt  
and Pulley.

**Specifications**

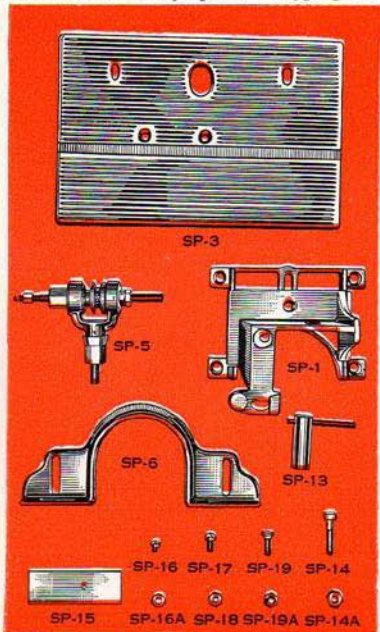
Table, 9x14";  
Height over all, 8½".



Adapted for cutting moulding and other fancy designs. Fifty to sixty different designs may be made by using the seven different cutting heads singly and in various combinations. Spindle adjustable for height, and can be reversed to accommodate accessories.

Table is surface ground and all parts are accurately machined. Sliding base gives proper belt tension at any speed. V-type pulley used. Spindle assembly equipped with New Departure Lubri-Seal Bearings, insuring long life and freedom from vibration. One advantage of this shaper over other types is that the work is visible at all times. For use with motor or standard line shaft.

**484 SR 775 Postpaid..... \$9.95**



## Parts and Accessories


Number	Name	Shipping Wt.	Price
284-SR-SP-1	Base .....	8 lbs.	\$1.00
284-SR-SP-3	Table .....	10 lbs.	1.00
284-SR-SP-5	Spindle and Bracket.....	2 lbs.	2.50
284-SR-SP-6	Guard .....	1 lb.	.85
284-SR-SP-17	Guard Bolts (2 used).....	1 oz.	.05
284-SR-SP-13	Handle .....	8 ozs.	.75
284-SR-SP-14	Base Locking Bolt.....	2 ozs.	.10
284-SR-SP-15	Guide Plate (2 used).....	6 ozs.	.15
284-SR-SP-16	Plate Screws (2 used).....	1 oz.	.05
284-SR-SP-19	Table Screws (2 used).....	1 oz.	.05
284-SR-SP-22	Fluting Cutter .....	1 oz.	.50
284-SR-SP-23	3/16" Corner Rounding Cutter .....	1 oz.	.50
284-SR-SP-24	1/4" Corner Rounding Cutter .....	1 oz.	.50
284-SR-SP-25	3/8" Corner Rounding Cutter .....	1 oz.	.50
284-SR-SP-26	3/16" Cove Cutter.....	1 oz.	.50
284-SR-SP-27	3/8" Cove Cutter.....	1 oz.	.50
284-SR-SP-28	Surface Bead Cutter.....	1 oz.	.50
284-SR-SP-29	Straight Face Cutter.....	1 oz.	.50
284-SR-SP-30	Set of 6 Washers.....	3 ozs.	.25

All parts shipped not prepaid from factory in Northern Indiana.

# "POWR-KRAFT" Wood

**Only  
\$950  
DOWN**

Estimated Freight  
Charges per 100  
lbs.: 150 miles, 77c;  
300 miles, \$1.22;  
500 miles, \$1.71;  
750 miles, \$2.09



## Heavy Duty Motors



For years careful buyers have turned to Ward's for a wide assortment of electric motors to fit every need. Refer to our catalog for a complete listing of highest quality motors—split-phase, repulsion-induction, or 3 phase, ranging in power from 1/4 H.P. to giants delivering 10 H.P.

## Does Everything With

We have compared the POWR-KRAFT with wood working outfits costing far more, and have found none that embody all of the POWR-KRAFT features. The outfit pictured above is a careful selection of tools to cover a wide variety of uses. It will equip you to do much of the work done in professional wood working establishments fitted with tools costing much more.

All of the tools shown are carefully constructed of high quality materials, and embody many refinements of design not found in others. Complete descriptions of each tool listed will be found on other pages of this catalog

**184 SR 750**—Complete outfit less motor and bench. Shipping weight, 112 pounds.

Cash Price ..... **\$44.50**

Easy Payment Price: \$10.00 Down, \$6.50 a month ..... **\$49.00**

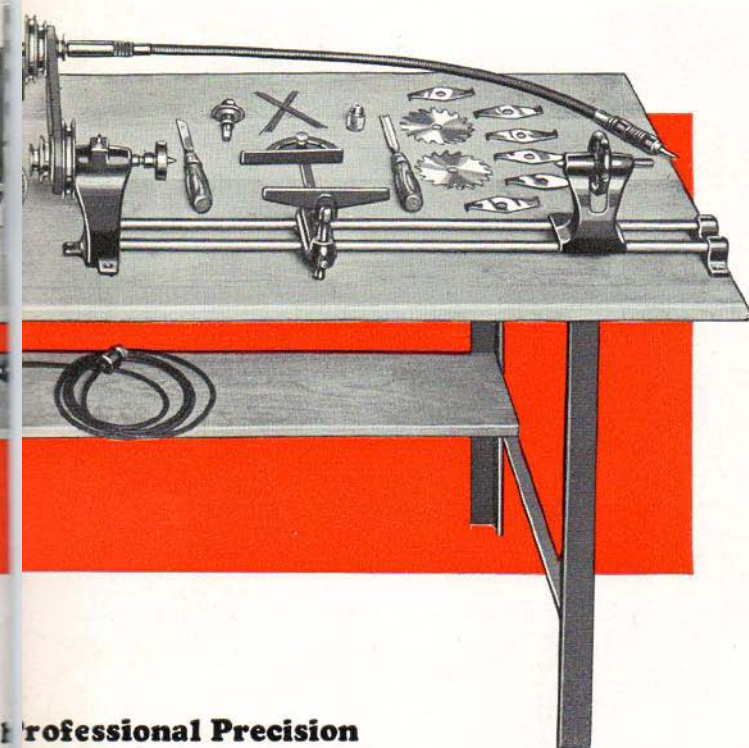
**184 SR 751**—Complete outfit with motor, less bench. Shipping weight 138 pounds.

Cash Price..... **\$54.50**

Easy Payment Price: \$12.00 Down, \$8.00 a month..... **\$60.00**



# Working Shop



**\$44<sup>50</sup>**  
CASH

COMPLETE  
Less Bench and  
Motor

## Professional Precision

The outfit includes the following: Jig Saw and 9 extra blades; 4-in. Planer or Jointer; 2 1/4-in. capacity 7-in. Bench Saw; 4 speed Lathe, 6-in. tool rest, combination spur center and two high quality chisels; Flexible Shaft with handle (not shown on cut) arbor, and 5/16-in. chuck; set of 4-in. Dado Blades. General Electric 1/3 H.P. 60 cycle A.C. 110-120 volt motor. Also all necessary pulleys, belts, shafting and hangers.

From time to time, as your needs increase, you can buy additional specialized tools from this catalog, and build up a complete, first quality shop at unusually low cost.

**184 SR 752**—Complete outfit with motor and bench. Shipping weight 223 pounds.


Cash Price..... **\$64.00**

Easy Payment Price: \$14.00 Down, \$9.50 a month.....

**\$70.50**

**184 SR 753**—Bench only. Solid oak top, size 6 ft. by 2 ft. 32 in. high. 1 1/2-in. Heavy Steel angle legs, rigid and will not vibrate.

Shipping weight 85 pounds..... **\$10.95**



### Flexible Shaft

Ball bearing flexible shaft with handle (not shown on cut) complete with motor coupling for 1/2 in. shaft, 3-jaw chuck, and grinding wheel arbor. Fasten direct to motor or line shaft. Can be used for drilling, sanding, polishing, removing paint, rust, and stain, etc. See our Catalog for a full line of grinding and polishing tools. Length over all, 36 inches.

**84 SR 782 Postpaid ... \$4.25**

# "POWR-KRAFT" Band Saw

## \$22<sup>50</sup>

Without Motor

### Features

A rugged, efficient tool for cabinet makers, carpenters, and home wood working shops. Carefully constructed to rigid specifications, priced unusually low for a tool of this quality.

**BEARINGS**—New Departure Sealed Ball Bearings are used.

**WHEELS**—The Disc Wheels are solid construction and balanced, thus eliminating breakage. The wheels are so aligned that blade travels directly over bearings, eliminating side thrust and wear on bearings. They are perfectly true and crowned. Both wheels are rubber tired.

**GUIDES**—Guides permit blade to run on periphery of roller bearings, not on the sides, thus eliminating friction and consequent breakage of the blades. Guides above and below the table.

**GUARDS**—Cover the blade except at the working point. They are hinged, affording quick change of blades.

**TABLE**—Surface ground for accuracy. Tilts to any angle up to 45°. Controlled by conveniently located hand wheel. Adjustment for squaring table.

**TENSION**—Upper Wheel and assembly may be raised and lowered by hand wheel to obtain proper tension.

This saw may be driven from line shaft or by 1/3 H.P. motor.

### Specifications:

Height overall, 36"; Table, 12"; Disc Wheels, 12" in diameter.

**CAPACITY:** 6 inches in wood.

**284 SR 755** Band saw only. Ship. Wt. 100 lbs.

**Not Prepaid \$22.50**

**284SR 754** Complete with 1/3 H.P. G. E. 110-120 volt A.C. motor, stand, driving belt and pulley. Ship. Wt. 129 lbs.

**Not Prepaid \$34.00**




### Parts and Accessories

Number	Name	Shipping Wt.	Price
284-SR-SB-1	3/16" Wood Blade.....	3 ozs.	\$1.00
284-SR-SB-2	1/4" Wood Blade.....	3 ozs.	1.00
284-SR-SB-3	5/16" Wood Blade.....	4 ozs.	1.00
284-SR-SB-4	Metal Cutting Blade.....	4 ozs.	1.00

All parts shipped not prepaid from factory in Northern Indiana.

# "POWR-KRAFT" Adjustable Belt Sander



**\$5<sup>25</sup>**

We  
Pay  
Postage

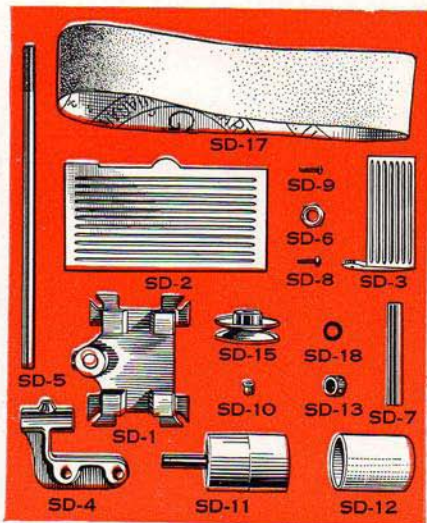
Length over all, 13 in.  
Height, 8 inches.  
Table, 4 x 8 inches.

Eliminates the tedious drudgery usually involved in polishing, sanding, and light buffing. Excellent for grinding and sharpening tools.

An outstanding feature is the double tension adjustment which enables you to compensate for stretch in the abrasive belt and keep uniform tension at all times. The adjustment is quickly and easily made by screws on end of tension rods. This feature is usually found only on much higher priced machines.

The endless, abrasive belt gives smooth, straight grain finishes and preserves all straight lines and sharp edges. Adjustable fence can be readily removed for extra long pieces. Equipped with one abrasive belt and V-type pulley for line shaft or motor drive.

**484 SR 779 Postpaid.....\$5.25**




## Parts and Accessories

Number	Name	Shipping Wt.	Price
284-SR-SD-1	Base .....	3 lbs. ....	\$ .75
284-SR-SD-2	Table .....	2 lbs. 12 ozs. ....	.50
284-SR-SD-7	Table Post .....	7 ozs. ....	.15
284-SR-SD-8	Table Screw .....	1 oz. ....	.03
284-SR-SD-3	Guide .....	14 ozs. ....	.20
284-SR-SD-9	Guide Screw .....	1 oz. ....	.03
284-SR-SD-4	Pulley Arm (2 used) .....	1 lb. 4 ozs. ....	.40
284-SR-SD-5	Bed Rods (2 used) .....	15 ozs. ....	.25
284-SR-SD-6	Adjusting Nuts, 2 for .....	7 ozs. ....	.10
284-SR-SD-10	Oilers (2 used) .....	1 oz. ....	.10
284-SR-SD-11	Sander Pulleys (2 used) .....	14 ozs. ....	.50
284-SR-SD-12	Rubber Sleeve (2 used) .....	4 ozs. ....	.20
284-SR-SD-13	Collar .....	2 ozs. ....	.15
284-SR-SD-18	Fiber Washer, 2 for .....	1 oz. ....	.05
284-SR-SD-15	2 1/2" V Pulley .....	6 ozs. ....	.25
84-SR-780-SD-17	Abrasive Belt .....	3 ozs. ....	.39

All parts shipped not prepaid from factory in Northern Indiana.



# "POWR-KRAFT" Drill



A bargain at this low price. See features at right.  
**184 SR 1030** Complete with 1/3 H.P. General Electric Motor. Ship. Wt. 95 lbs. **Not Prepaid.**

Cash Price.....**\$30.95**  
 Easy Payment Price, \$6.50 Down, \$4.50 a month.....**\$34.45**

## Accessories to Make Shaper

Consists of guard and guide—spindle adaptor—washers—nuts and adjusting plate. **Postpaid**

**84 SR 1024** Complete.....**\$2.45**

## Shaping Tools

Guard and guide with special nut and four 1 3/4-in. shaping cutters for drill press and shaper.

**84 SR 1025** Complete **Postpaid** **\$4.95**

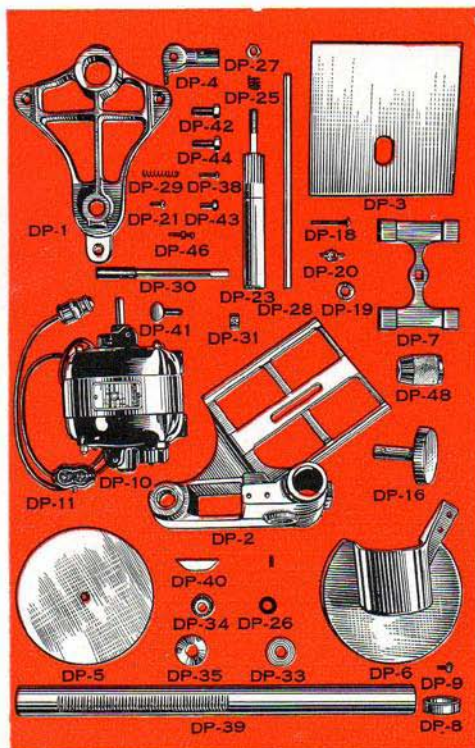
## Special Collet Chuck

Three routers for making dovetail joints and 5 routers for forming inlaying recess.

**84 SR 1026** Complete **Postpaid** **\$4.95**

This shows the drill press with head inverted to form a heavy duty vertical spindle shaper.

## Parts and Accessories



Number	Name	Shipping Wt.	Price
284-SR-DP-1	Base	9 lbs.	\$1.25
284-SR-DP-2	Locking Screw	1 oz.	.05
284-SR-DP-2	Head	12 lbs. 10 ozs.	2.25
284-SR-DP-39	Column	15 lbs.	2.00
284-SR-DP-40	Column Key	2 ozs.	.15
284-SR-DP-41	Locking Thumb Screw	2 ozs.	.10
284-SR-DP-8	Depth Collar	14 ozs.	.20
284-SR-DP-3	Table	5 lbs.	1.00
284-SR-DP-4	Table Post	12 ozs.	.30
284-SR-DP-44	Swivel Screw	3 ozs.	.05
284-SR-DP-46	Adjusting Screw & Nut	2 ozs.	.05
284-SR-DP-30	Spindle	12 ozs.	1.25
284-SR-DP-34	Ball Bearing (2 used)	2 ozs.	.95
284-SR-DP-31	Collar	14 ozs.	.20
284-SR-DP-33	Upper Retainer	2 ozs.	.05
284-SR-DP-35	Lower Retainer		
284-SR-DP-36	Retainer Screws	4 ozs.	.10
284-SR-DP-5	Disc	1 lb. 8 ozs.	1.25
284-SR-DP-6	Guard	5 lbs.	.80
284-SR-DP-38	Screws		.05
284-SR-DP-7	Motor Sub Base	2 lbs.	.75
284-SR-DP-18-19	Bolts & Washers	3 ozs.	.05
284-SR-DP-20	Wing Nut	1 oz.	.05
284-SR-DP-10	Motor Comp.	25 lbs.	10.00
284-SR-DP-11	Extra Cord		
284-SR-DP-16	Assemb. ea. Driving Pulley	3 lbs.	1.50
284-SR-DP-21	Motor Bolts	14 ozs.	1.00
284-SR-DP-23	4 for Pinion	3 ozs.	.15
284-SR-DP-25	Spring	2 lbs. 8 ozs.	1.00
284-SR-DP-26	Washer		
284-SR-DP-27	Locking Nut (2 used)	3 ozs.	.10
284-SR-DP-28	Pinion Handle	1 oz.	.05
284-SR-DP-29	Handle Spring	8 ozs.	.15
284-SR-DP-48	Keyless Chuck	1 lb. 8 ozs.	4.00

All parts shipped not prepaid from factory in Northern Indiana.

# Press

## \$30<sup>95</sup>

CASH

COMPLETE  
With 1/3 H.P.  
General Electric  
Motor

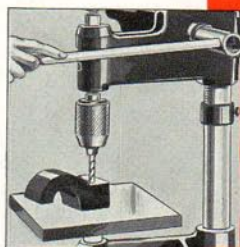
**Big and Powerful,**  
for shop or home use.  
**Friction Drive —**  
Safer and more efficient  
than belt.

**Automatic Centering  
Keyless Chuck,**  
true running bit,  
tremendous gripping  
power, instant release.  
Large capacity—  
drills to center of  
13½-in. circle.

**Motor Mounted  
High,** out of reach  
of oil and borings.

Equipped with  
New Departure  
Lubri-Seal Ball Bear-  
ings.

Instantly converted  
to vertical spindle  
shaper by loosening  
one nut and reversing  
head. See accessories  
listed at left.



### Specifications:


Height over all, 27 inches; table, 8 by 8 inches; maximum depth from chuck to table, 8½ inches; drills to center of 13½-inch circle. Table tilts to 45 degrees and is equipped with squaring adjustment. Capacity ½-inch in steel.

Routing and Mortising Cutters		Dovetail Routers		Shaping Cutters					
R1 — 1/8" — \$0.50	R2 — 1/4" — \$0.50	R4 — 1/4" — \$0.50	R5 — 3/8" — \$0.50	S18 — \$1.00	S19 — \$1.00	S16 — \$1.00	S17 — \$1.00	S22 — \$1.00	
R3 — 3/8" — \$0.50	R6 — 1/2" — \$0.75								
R7 — 1/2" — \$0.75									
R8 — 5/8" — \$0.75									
	DP118—Collet Chuck for Routers...\$0.50			DP130—Adapter for using small shaper cutters on Drill Press. \$0.25	S20 — 1/4" Groove Cutter...\$1.00	S21 — 1/4" Tongue Cutter...\$1.00	DP119—Cutter Lock Nut \$0.05	S4 — Guard and Guide...\$1.00	


Above Cutters also used on Spindle Shaper.

When ordering from the above list, precede the number shown by 284-SR. All parts shipped not prepaid from factory in Northern Indiana.

# Pulleys, Belts and Shafting



## Jack Shaft



For increasing or reducing speeds. Especially useful for increasing speeds for routing or shaping operations. Bolt holes in base are identical with those in motor base to allow for interchanging.

**\$3.25**

Not Prepaid

**284 SR 786** Shp. Wt. 10 Lbs.  
Not Prepaid **\$3.25**

## Parts and Accessories

Number	Name	Shipping Wt.	Price
284-SR-PP-1	Base .....	9 ozs.	\$.35
284-SR-PP-2	Bronze Bushing.....	5 ozs.	.25
284-SR-PP-3	Arm .....	6 ozs.	.40
84-SR-799	Shaft Hanger, complete .....	1 lb. 2 ozs.	1.00
84-SR-798-PP-17	Shafting, 36 in.....	2 lbs. 4 ozs.	.39
84-SR-797-PP-9	6 1/2" V Type Pulley .....	1 lb. ....	.75
84-SR-792-PP-10	Four Step V Type .....	1 lb. 4 ozs.	.50
84-SR-791-PP-11	4" V Type Pulley.....	1 lb. ....	.35
84-SR-790-PP-12	2 1/2" V Type Pulley .....	6 ozs.	.25
84-SR-789-PP-13	1 1/2" V Type Pulley .....	6 ozs.	.25
84-SR-788-PP-14	1 1/4" V Type Pulley .....	4 ozs.	.25
84-SR-793-PP-18	24" Endless V Belt .....	2 ozs.	.50
84-SR-794-PP-19	30" Endless V Belt .....	3. ozs.	.50
84-SR-795-PP-20	34" Endless V Belt .....	3. ozs.	.50
84-SR-796-PP-21	42" Endless V Belt .....	4 ozs.	.75
84-SR-797-PP-22	58" Endless V Belt .....	5 ozs.	1.00
284-SR-PP-16	20" Endless V Belt .....	2 ozs.	.50
284-SR-PP-4	5/16" Chuck .....	7 ozs.	.35
284-SR-PP-5	1 1/2" Chuck .....	10 ozs.	.65
284-SR-PP-6	1 1/2" Keyless Chuck .....	1 lb.	4.00
284-SR-PP-7	1/2" Jacobs Chuck.....	2 lbs.	6.75
284-SR-PP-8	Arbor Complete.....	6 ozs.	.55
284-SR-PP-15	Rigid Coupling.....	5 ozs.	.25


All parts shipped not prepaid from factory in Northern Indiana.

## Handy Work Bench


**\$10.95** The ideal bench for a home work shop. Solid oak top is 6 feet long and 2 feet

wide. Makes a substantial and durable mounting for the various tools listed in this catalog. Second shelf of heavy oak for motor mounting. Heavy steel angle legs are rigid and will not vibrate.

**184 SR 753** Shp. Wt. 85 lbs.  
Not Prepaid **\$10.95**



# "Powr-Kraft" Saws and Drills



6-inch BLADE

**\$4750**

CASH



8-inch BLADE

**\$7850**

CASH

## Hand Saws

Both models made of aluminum, equipped with ball bearings, Universal motor for 110-120 volt AC or DC current, operate at 3600 r.p.m. Clear vision blower. Telescoping safety guard. Combination cross cut and rip saw blade adjustable to any angle up to 45 degrees. Handy switch in pistol grip. Supplied complete with cord and plug.

**484 SR 177 6-in. Saw** — 1 3/4-in. cut — 3/4 H.P.

Weighs only 11 lbs. Worm gear drive.

**We Pay Postage** Cash Price.....**\$47.50**

Easy Payment Price, \$10.00 down, \$7.50

a month.....**\$52.50**

**484 SR 171 8-in. Saw** — 2 1/2-in. cut — 1 H.P.

Weighs 24 1/2 lbs. Depth gauge. Double reduction, heat treated gears.

**Postpaid** Cash Price.....**\$78.50**

Easy Payment Price, \$18.00 down and

\$12.00 a month.....**\$86.00**

## Hand Drills

**84 SR 1034 1/4-Inch Pencil Type**

Takes up to 1/4-in. drill. For 110-120 volt AC or DC current.

**We Pay Postage** **\$13.75**

### Heavy Duty "Powr-Kraft"

Aluminum case, ventilated G-E Motor for 110-120 volt AC or DC current. Guaranteed not to stall if equipped with maximum drill. New Departure Lubri-Seal Bearings.

**We Pay Postage**


Article Number	Size In.	Type	Spindle Speed		Net Wt. Lbs.	Cash Price
			No Load	Full Load		
584 SR 1039	1/4	(A)	1900	1300	6 1/2	\$23.75
584 SR 1040	3/8	(A)	900	900	7 1/2	28.75

### Extra Heavy Duty "Powr-Kraft"

A husky brute for shops having a large volume of work. Finest construction—Lubri-Seal Bearings, Jacobs Chuck, 110-120 volt AC or DC G-E Motor, Patented Start-Run-and-Stop Switch.


**Postpaid**

Article Number	Size In.	Type	Spindle Speed		Net Wt. Lbs.	Cash Price
			No Load	Full Load		
584 SR 1041	1/2	(B)	560	325	15	\$38.25
584 SR 1042	5/8	(B)	475	300	16	45.25
584 SR 1043	3/4	(B)	425	275	17 1/2	52.75



1/4" Pencil Type

**\$1375**



1/4" Heavy Duty Drill

**\$2375**



1/2" Heavy Duty Drill

**\$3825**


# "Powr-Kraft" Bench Grinder

A high grade, heavy duty grinder for home or shop. Base 6 in. long and 5 in. wide. Shaft 8 5/8 in. long. Diameter of shaft between flanges is 1/2 in. Distance between wheels 6 in. Diameter of pulley 1 3/4 in.—face 1 3/4 in. Accurately fitted bronze bearings. Spindle accommodates all standard POWR-KRAFT accessories. Tool rests and guards adjustable. May be driven from above, below or behind with V or flat belt. Equipped with one fine and one coarse 1/2x6-in. Carborundum wheel. **84 SR 6723 Postpaid \$4.95**

**\$4<sup>95</sup>**

Post Paid

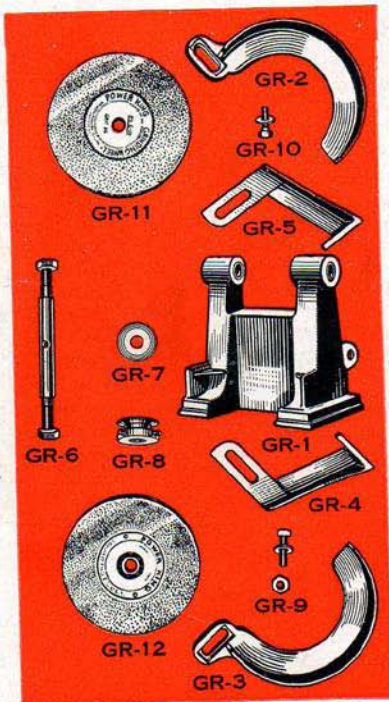
**\$4.95**



## Parts and Accessories


Number	Name	Shipping Wt.	Price
284-SR-GR-1	Stand	10 lbs.	\$.70
284-SR-GR-3	Guard (right)	1 lb. 6 ozs.	.20
284-SR-GR-2	Guard (left)	1 lb. 6 ozs.	.20
284-SR-GR-4	Tool Rest (left)	1 lb. 4 ozs.	.20
284-SR-GR-5	Tool Rest (right)	1 lb. 4 ozs.	.20
284-SR-GR-6	Spindle with nuts	15 ozs.	.45
284-SR-GR-7	Arbor Wheels (4)	6 ozs.	.25
284-SR-GR-8	V Pulley	1 lb.	.25
284-SR-GR-9	Cap Screw & Nut for Guard	2 ozs.	.10
284-SR-GR-10	Cap Screw for Tool Rest	2 ozs.	.10
284-SR-GR-11	Carborundum Wheels, fine	1 lb. 6 ozs.	1.00
284-SR-GR-12	Carborundum Wheels, coarse	1 lb. 8 ozs.	1.00
284-SR-GR-13	3/8" Bronze Bearing (4 used)	2 ozs.	.15

All parts shipped not prepaid from factory in Northern Indiana.



## Heavy Duty Bench Saw

1/3 H.P. G-E Motor for 110-120 Volt A. C.



8-Inch Blade—2 1/2-in. Cut  
Table 16x18-in.—8 1/4 in. High

For heavy duty production work in shop or home work shop. Larger and more powerful than the saw listed on page 6. Equipped with New Departure Lubri-Seal Ball Bearings to insure smooth operation and long life. Table adjustable to give any cut from 0 to 2 1/2 in. by conveniently located hand wheel. Table can be tilted to any angle up to 45 degrees, with positive adjustment for squaring. Machined slots on right and left sides of saw for miter gauge.

**\$35.35**

Complete

Not  
Prepaid

- 284 SR 765** Bench Saw only **\$22.00**
- 284 SR 766** Bench Saw & Base only **24.50**
- 284 SR 767** Bench Saw as Illust'd **35.35**

Shipping Weights:

Saw only, 85 lbs.; Base only, 30 lbs.

Saw complete, 140 lbs.

Shipped NOT PREPAID from Factory in Northern Indiana.