


## 6 AND 8 INCH JOINTER



**THE GENERAL JOINTER** is a heavy, rigid and accurate machine. It is made of gray iron castings, well ribbed for rigidity and accurately machined for precision work.

**BASE.** A sturdy, well ribbed gray iron casting, with accurately machined dovetailed ways to receive the tables. It also provides substantial mounting for the cutter-head.


**TABLES.** Heavy gray iron castings well ribbed for rigidity. The tables are dovetailed to match the base, and are raised by screws and ball handles. They have gibs for adjustment and for taking up wear. The tables are precision ground after assembly to insure accurate alignment. A graduated indicator gives the depth of cut. The front table has a rabbetting arm and the rear table has a rabbetting ledge.

**CUTTER-HEAD.** A one piece solid steel cutter-head, precision machined and balanced. Three knives of approved round safety type, with a 2½" cutting diameter. It is carried by two sealed for life ball bearings.

**FENCE.** Made of gray iron and ground accurate. The fence moves the full width of the table and can be tilted from vertical to 45° left or right. The adjustable stop screws with swinging stop gives quick and accurate setting of the fence at 45°, 90° and 135° degree. There is also a large graduated scale for intermediate setting. The quick action lock permits fast movement of the fence across the table or the quick setting of the fence to the angle desired.

**KNIVES.** The three steel knives are held in place by chip-breakers and jack screws. A swinging guard is provided which covers the knives for utmost safety.

# GENERAL



No. 380-2

**STAND.** The heavy cast iron stand makes an extra solid mounting for the Jointer. It has a chute to carry out shavings. The removable guard assures entire protection from the belt and pulley. An adjustable hinged motor mounting is provided inside the stand.

The steel stand can also be furnished. It has a motor base and a chute to carry the dust away from the motor. The guard covers the belt and pulleys.

## SPECIFICATIONS

	6"	8"
Capacity .....	1/2" x 6"	1/2" x 8"
Length of tables .....	35 1/2"	44"
Overall width .....	12"	14 1/4"
Recommended speed .....	4200 R.p.m.	Same
Motor for average work .....	1/2 H. P.	3/4 H. P.
Rabbetting capacity .....	1/2"	1/2"
Overall height .....	11"	13 1/4"
Overall length .....	40 1/2"	50"
Pulley for 1725 R.p.m. motor .....	6" dia.	7" dia.
Height on stand .....	35"	35"


## ORDERING INFORMATION FOR 8" JOINTER

- 380-1** 8" Jointer with knives, arbor pulley, safety guard, V-belt, motor pulley, enclosed steel stand less motor.  
Ship. wt. .... 280 lbs.
- 380-2** 8" Jointer with 3 steel knives, arbor pulley, safety guard, V-belt, motor pulley, steel stand, belt guard, less motor.  
Ship. wt. .... 250 lbs.

- 380** 8" Jointer with 3 steel knives, arbor pulley, safety guard, V-belt, motor pulley. Ship. wt. .... 180 lbs.
- SS-38** Steel stand 10 3/8" x 21 1/2". Height 25 1/2" ..... 42 lbs.
- SSG-38** Belt guard ..... 20 lbs.
- 3835** 7" motor pulley, specify bore ..... 2 1/4 lbs.
- 3801** Set of 3 steel knives for 8" Jointer ..... 1 1/4 lbs.

## ORDERING INFORMATION FOR 6" JOINTER

- 180-1** 6" Jointer as illustrated with 3 steel knives, 2 1/2" arbor pulley, safety guard, V-belt, 6" motor pulley and cast iron stand, less motor and switch. Ship. wt. .... 245 lbs.
- 180-2** 6" Jointer with 3 steel knives, 2 1/2" arbor pulley, safety guard, 6" motor pulley, steel stand, and belt guard.  
Ship. wt. .... 175 lbs.
- 180** 6" Jointer with 3 steel knives, safety guard and 2 1/2" arbor pulley. Ship. wt. .... 125 lbs.
- CS-18** Cast iron stand 27 3/4" high with motor plate.  
Ship. wt. .... 120 lbs.
- SS-18** Steel stand 8" x 16 7/8". Height 27 3/4" ..... 36 lbs.
- SSG-18** Belt guard ..... 20 lbs.
- 1835** 6" motor pulley, specify bore ..... 2 lbs.
- 1852** Replacement V- belt ..... 1 lb.
- 1801** Set of 3 steel knives for 6" Jointer ..... 3/4 lb.



No. 180-1