



MODEL 750 PLANER-MOLDER WITH 5 HP MOTOR



PLANE . . . planes stock up to 12³/₈" wide and up to 6¹/₄" thick.

MOLD . . . select from over 100 custom pattern knives available or design your own patterns and Foley United will custom grind them to your specifications.

AUTOMATIC FEED . . . delivers true and smooth stock at a standard feed rate of 12 feet per minute or an optional twenty foot rate.

STANDARD EQUIPMENT

STANDARD EQUIPMENT includes chip collector, wooden bedboard and 5 HP motor, molder guide system, setting gauge and set of 3 planer knives
Part No. G90009 \$1,295.00

OPTIONAL EQUIPMENT

Part No. 4500526—Caster Kit \$ 43.95
Part No. 4501958—12" Planer Knives, Set of 3 \$ 32.95

SPECIFICATIONS

GENERAL:

Cutterhead Speed 4500 RPM
Cutterhead 3 Knife, 3¹/₄" Solid Steel
Cutterhead Bearings Sealed Ball Bearings
Feed Rate 12' Per Minute (Standard)
20' Per Minute (Optional)
Cuts Per Inch 94@ 12' feed, 56@ 20' feed
Depth of Cut Scale Combination Metric and Inches
Bed Width 12³/₈"
Bed Length 27¹/₄"
Bed Construction 1 Piece, Solid Cast Iron
Bearings Ball Bearings
Wiring Supplied Complete
Voltage 220v, Single Phase, 60 HZ
RPM 3450
Starter Integral Magnetic Starter
with Overload Protection
Switch Removable Key

PLANING:

Maximum Depth of Cut 3¹/₁₆"
Maximum Width of Cut 12³/₈"
Maximum Thickness of Stock 6¹/₄"
Minimum Thickness of Stock 3¹/₁₆"
Minimum Length of Stock 8"
Maximum Length of Stock Unlimited
Cuts Per Minute 13,500

MOLDING:

Maximum Depth of Cut 3⁴/₄"
Maximum Width of Cut 12³/₈"
Maximum Thickness of Stock 6¹/₄"
Minimum Thickness of Stock 3¹/₁₆"
Minimum Length of Stock 8"
Maximum Length of Stock Unlimited

Backed by over 60 years of World Famous Dependability.

Custom pattern knives

Here is the most complete listing of molding patterns ever offered! ALL of these popular designs are being used in the building trade. Drawings have been reduced to half size—exact dimensions are listed for each pattern.

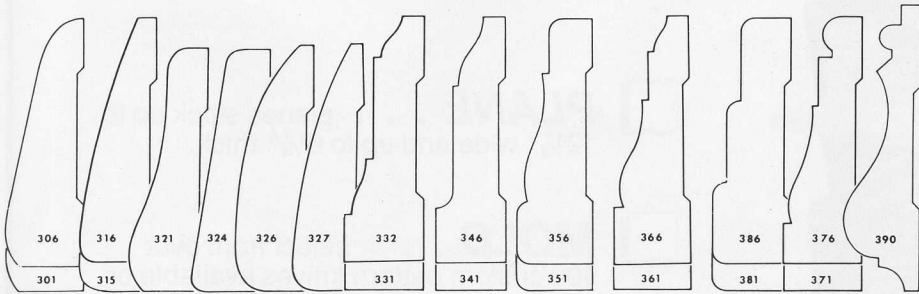
If you wish a knife custom-ground to your specifications, send a DETAILED drawing or stock sample for prompt quotation by return mail.

FOLEY-UNITED CUSTOM PATTERN KNIVES ARE EXPERTLY GROUND FROM 1/4" THICK HIGH SPEED STEEL

CASING

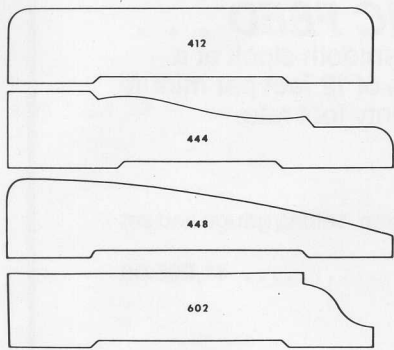
Provides a decorative trim around a doorway, window or other opening. Casing is used both inside and out.

GWP301 11/16 x 2-1/2	GWP326 11/16 x 2-1/4	GWP346 5/8 x 2-1/4	GWP371 11/16 x 2-1/2
GWP306 11/16 x 2-1/4	GWP327 11/16 x 2-1/4	GWP351 11/16 x 2-1/2	GWP376 11/16 x 2-1/4
GWP315 11/16 x 2-1/2	GWP331 11/16 x 2-1/2	GWP356 11/16 x 2-1/4	GWP381 11/16 x 2-1/2
GWP316 11/16 x 2-1/4	GWP332 11/16 x 2-1/4	GWP361 11/16 x 2-1/2	GWP386 11/16 x 2-1/4
GWP321 11/16 x 2-1/4	GWP341 5/8 x 2-1/2	GWP366 11/16 x 2-1/4	GWP390 11/16 x 2-5/8
GWP324 11/16 x 2-1/4			

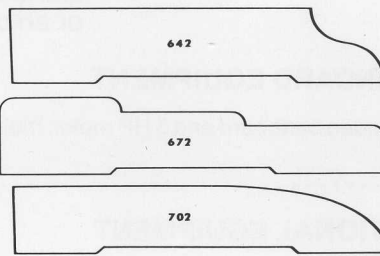


CASING AND BASE

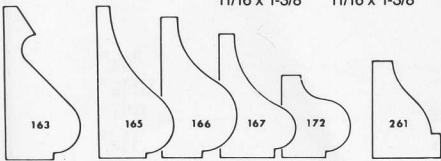
Very similar in shape to standard casing, however these moldings are normally larger. These designs serve either as trim for doors and windows or as baseboard where walls meet floors.



GWP412 11/16 x 3-1/2	GWP642 11/16 x 3-1/2
GWP444 11/16 x 3-1/2	GWP672 11/16 x 3-1/2
GWP448 11/16 x 3-1/2	GWP702 5/8 x 3-1/2
GWP602 11/16 x 3-1/2	



GWP163 11/16 x 1-3/8	GWP165 11/16 x 1-3/8	GWP166 11/16 x 1-1/4
----------------------	----------------------	----------------------



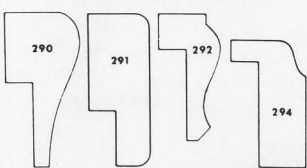
GWP167 11/16 x 1-1/8
GWP172 5/8 x 3/4
GWP261 5/8 x 7/8

BASE CAPS

Special molding for a special job... these caps set on the top edge of a standard flat baseboard to give it a finish and to close any gap caused by an uneven wall. Provides a neat trim where brick or stucco meet wood on exterior walls.

WAINSCOT/PLY CAP

A rail-like effect for wainscoting is produced when these highly popular shapes are nailed along the upper edge. Since they cover exposed plies, they are especially effective for edging plywood. Note that the rabbets shown on these moldings accept the highly popular 1/4" veneer paneling.

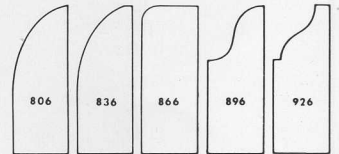


GWP290 11/16 x 1-3/8	GWP291 9/16 x 1-3/8	GWP292 9/16 x 1-1/8	GWP294 11/16 x 1-1/8
----------------------	---------------------	---------------------	----------------------

STOPS

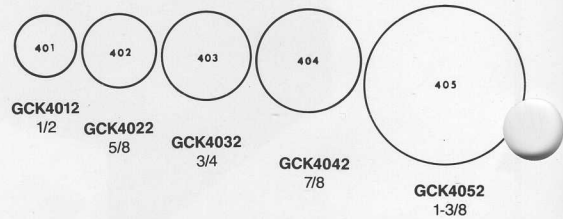
On window frames, holds the sash in place. On doors, they stop the door in the closed position. We stock the five basic shapes (shown) in their most popular dimensions.

GWP806 1/2 x 1-3/8	GWP836 1/2 x 1-3/8
GWP866 1/2 x 1-3/8	GWP896 1/2 x 1-3/8
GWP926 1/2 x 1-3/8	



DOWEL

Although not truly classified as a molding, these highly useful pattern knives are one of our most popular. Whatever their use, the selection of sizes shown will probably meet your requirements. The same knives are used to produce half-round.



GCK4012 1/2	GCK4022 5/8	GCK4032 3/4	GCK4042 7/8	GCK4052 1-3/8
-------------	-------------	-------------	-------------	---------------


SHELF EDGE/SCREEN MOULD

Used as a Shelf Edge, it gives a highly decorative edge to wooden shelves or does a fine job of covering the exposed edges of plywood. Used as Screen Mould, it is used to cover the tacks or staples on window or door screens.

GWP140 1/4 x 3/4	GWP142 1/4 x 3/4	GWP144 1/4 x 3/4
------------------	------------------	------------------

BASE SHOES

Shoe mold covers the joint between the base mold and the finish flooring — the final seal against moisture and dirt.

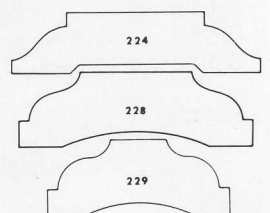


GWP105 3/4 x 3/4	GWP126 1/2 x 3/4	GWP131 1/2 x 3/4
------------------	------------------	------------------

BATTENS

Originally designed to cover joints in board-and-batten siding, these moldings are also applied in mitered frames to flat surfaces, (plywood walls, garage doors) to give the effect of recessed panels.

GWP224 9/16 x 2-1/4
GWP228 11/16 x 2-1/8
GWP229 11/16 x 1-5/8

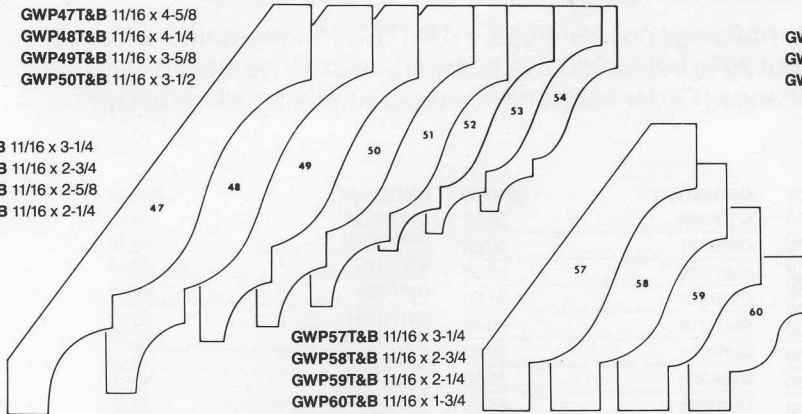


CROWNS/BEDS

The modern shape of these popular moldings are derived from one classic style dating back to the golden age of Greek architecture. Designed to bridge corner between wall and ceiling since few meet at true right angles. Also popular for use under a fireplace mantel and as frames for mirrors and pictures.

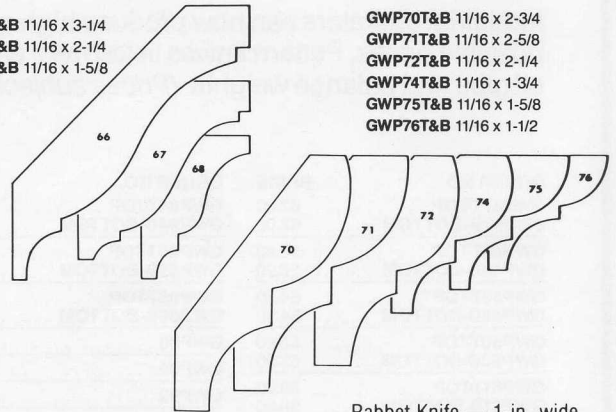
GWP47T&B 11/16 x 4-5/8
 GWP48T&B 11/16 x 4-1/4
 GWP49T&B 11/16 x 3-5/8
 GWP50T&B 11/16 x 3-1/2

GWP51T&B 11/16 x 3-1/4
 GWP52T&B 11/16 x 2-3/4
 GWP53T&B 11/16 x 2-5/8
 GWP54T&B 11/16 x 2-1/4



GWP57T&B 11/16 x 3-1/4
 GWP58T&B 11/16 x 2-3/4
 GWP59T&B 11/16 x 2-1/4
 GWP60T&B 11/16 x 1-3/4

GWP66T&B 11/16 x 3-1/4
 GWP67T&B 11/16 x 2-1/4
 GWP68T&B 11/16 x 1-5/8

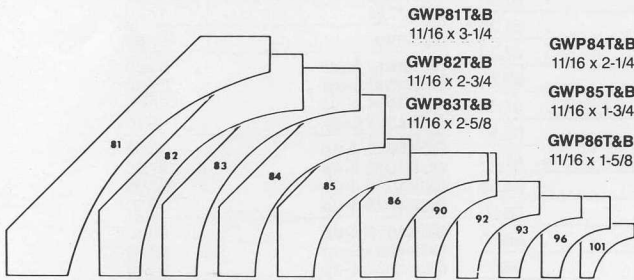


GWP70T&B 11/16 x 2-3/4
 GWP71T&B 11/16 x 2-5/8
 GWP72T&B 11/16 x 2-1/4
 GWP74T&B 11/16 x 1-3/4
 GWP75T&B 11/16 x 1-5/8
 GWP76T&B 11/16 x 1-1/2

NOTE: Two knives, a top & bottom, are needed to complete the patterns as shown in the drawings. This is indicated by a T&B after the order number.

COVES

Used much the same as Bed and Crown molding, these are designed for use in a corner as a graceful blend between two right-angle surfaces, as at floor or ceiling. Smaller sizes are often used to clean up corners in paneling or to give a finished look beneath the overhang of a desk top. Because of its simplicity, the cove shape adapts well to stark, modern design.



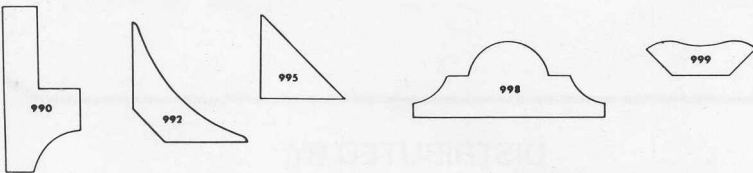
GWP81T&B 11/16 x 3-1/4
 GWP82T&B 11/16 x 2-3/4
 GWP83T&B 11/16 x 2-5/8

GWP84T&B 11/16 x 2-1/4
 GWP85T&B 11/16 x 1-3/4
 GWP86T&B 11/16 x 1-5/8

GWP90 3/4 x 1-1/8
 GWP92 3/4 x 7/8
 GWP93 3/4 x 3/4
 GWP96 5/8 x 3/4
 GWP101 1/2 x 1/2

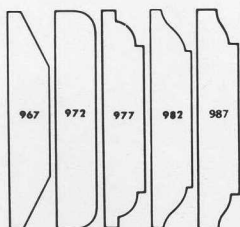
MISCELLANEOUS MOLDINGS

- GWP990** 11/16 x 1-1/2 **SHELF CLEAT** — Nailed to wall or side of case to support shelving.
- GWP992** 9/16 x 1-1/2 **LINOLEUM COVE** — Used as a Base Shoe in rooms with mopable floor surfaces.
- GWP995** 3/4 x 3/4 **CHAMFER STRIP** — Used to finish off inside corners. Gives a bevel effect.
- GWP998** 11/16 x 1-3/4 **ASTRAGAL** — Is attached to one of a pair of swinging doors to act as stop for the other.
- GWP999** 5/16 x 1 **INSIDE CORNER** — Used to finish off inside corners. Gives a more decorative effect.



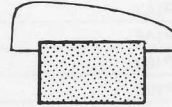
MULLION CASINGS

Also called Panel Strips in the new standards, these 3/8" thick moldings are designed to cover vertical joints between window frames when there is more than one in a series. Their clean, modern lines make them very popular for use as battens for interior paneling.



GWP967 3/8 x 2
 GWP972 3/8 x 2
 GWP977 3/8 x 2
 GWP982 3/8 x 2
 GWP987 3/8 x 2

Back Relief Knives are made of 1/8-in. thick steel same as planer knives. Use same gib as used with planer knife.

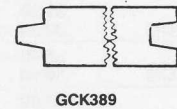


GCK3710 - 1
 GCK3715 - 1-1/2
 GCK3717 - 1-3/4
 GCK3712 - 1-1/4
 GCK3720 - 2
 GCK3722 - 2-1/4
 GCK3725 - 2-1/2
 GCK3727 - 2-3/4
 GCK3730 - 3

Rabbit Knife — 1-in. wide (specify depth of cut)



GRK1125 - 1 x 1/4
 GRK1375 - 1 x 3/8
 GRK1437 - 1 x 7/16
 GRK1500 - 1 x 1/2
 GRK1625 - 1 x 5/8
 GRK1750 - 1 x 3/4

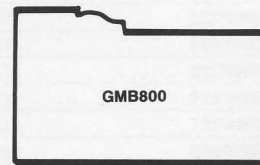


Tongue & Groove for 2-in. stock

PANELING TONGUE & GROOVE



Extremely popular for wall and ceiling paneling. Very impressive effect. Our knife set produces paneling from 5/8" to 1" thick. Widths can be varied according to your needs.

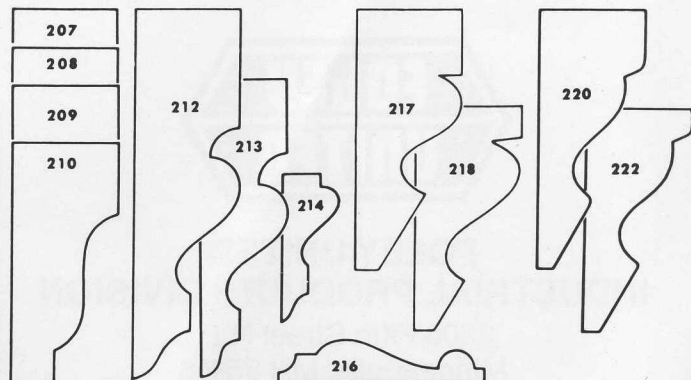


BRICK MOULD

Used as exterior door and window casing. It is a thick molding, providing a surface for brick or other siding to butt against. Our knife design allows a brick mold up to 2-5/8" wide to be produced.

PANEL MOULDINGS

Commonly used to top off baseboard and panel wainscoat. Mitered and snugged into the corners formed when a flat panel is recessed within a frame, this molding gives the appearance of richly carved paneling.



GWP214 3/8 x 1
 GWP218 11/16 x 1-1/2
 GWP207 11/16 x 2-1/2
 GWP209 11/16 x 2
 GWP212 11/16 x 2-1/2
 GWP216 9/32 x 1-3/8
 GWP220 11/16 x 1-3/4
 GWP208 11/16 x 2-1/4
 GWP210 11/16 x 1-5/8
 GWP213 9/16 x 2
 GWP217 11/16 x 1-3/4
 GWP222 11/16 x 1-1/2

PRICE LIST — CUSTOM PATTERN KNIVES

Industrial operators can now produce high quality moldings on their FOLEY-UNITED Planer-Molder at lowest possible prices. Pattern knives listed here are about 30% below usual industry charges. Price shown includes all gibs and balance weights. (Prices subject to change.) Order each knife by order number, pattern and price.

ORDER NO.	PRICE	ORDER NO.	PRICE	ORDER NO.	PRICE	ORDER NO.	PRICE
GWP47T-TOP	62.00	GWP84T-TOP	48.20	GWP294	38.70	GWP992T	38.10
GWP47B-BOTTOM	62.00	GWP84B-BOTTOM	48.20	GWP301	50.60	GWP992B	38.10
GWP48T-TOP	59.90	GWP85T-TOP	41.20	GWP306	43.30	GWP995	30.70
GWP48B-BOTTOM	59.90	GWP85B-BOTTOM	41.20	GWP315	51.30	GWP998	39.40
GWP49T-TOP	54.50	GWP86T-TOP	40.00	GWP316	50.40	GWP999T	33.20
GWP49B-BOTTOM	54.50	GWP86B-BOTTOM	40.00	GWP321	50.60	GWP999B	33.20
GWP50T-TOP	53.90	GWP90	36.00	GWP324	50.60	GCK3710	13.50
GWP50B-BOTTOM	53.90	GWP92	33.60	GWP326	43.65	GCK3715	17.20
GWP51T-TOP	50.90	GWP93	45.50	GWP327	43.65	GCK3717	19.30
GWP51B-BOTTOM	50.90	GWP96	35.40	GWP331	51.25	GCK3712	15.70
GWP52T-TOP	42.20	GWP101	30.60	GWP332	50.40	GCK3720	23.00
GWP52B-BOTTOM	42.20	GWP105	41.90	GWP341	50.10	GCK3722	25.50
GWP53T-TOP	40.20	GWP126	27.50	GWP346	50.00	GCK3725	27.90
GWP53B-BOTTOM	40.20	GWP131	30.70	GWP351	52.90	GCK3727	28.30
GWP54T-TOP	40.40	GWP140	29.40	GWP356	46.75	GCK3730	29.90
GWP54B-BOTTOM	40.40	GWP142	29.40	GWP361	51.30	GCK385	30.50
GWP57T-TOP	50.85	GWP144	33.50	GWP366	51.00	GRK1125	17.25
GWP57B-BOTTOM	50.85	GWP163	40.50	GWP371	51.30	GRK1375	17.25
GWP58T-TOP	42.20	GWP165	38.70	GWP376	51.30	GRK1437	17.25
GWP58B-BOTTOM	42.20	GWP166	38.00	GWP381	53.30	GRK1500	17.25
GWP59T-TOP	39.20	GWP167	36.80	GWP386	51.30	GRK1625	17.25
GWP59B-BOTTOM	39.20	GWP172	30.70	GWP390	53.40	GRK1750	17.25
GWP60T-TOP	36.40	GWP207	50.60	GWP412	51.90	GCK389	77.60
GWP60B-BOTTOM	36.40	GWP208	50.40	GWP444	64.50	GCK4012 2-up	35.60
GWP66T-TOP	51.00	GWP209	42.20	GWP448	56.50	GCK4013 3-up	37.90
GWP66B-BOTTOM	51.00	GWP210	40.50	GWP602	58.50	GCK4014 4-up	43.00
GWP67T-TOP	46.75	GWP212	51.00	GWP642	58.60	GCK4015 5-up	48.10
GWP67B-BOTTOM	46.75	GWP213	47.70	GWP672	59.20	GCK4022 2-up	36.00
GWP68T-TOP	35.80	GWP214	34.30	GWP702	62.50	GCK4023 3-up	47.30
GWP68B-BOTTOM	35.80	GWP216	35.20	GWP806	37.90	GCK4024 4-up	50.90
GWP70T-TOP	51.00	GWP217	47.15	GWP836	38.20	GCK4025 5-up	58.50
GWP70B-BOTTOM	51.00	GWP218	40.50	GWP866	37.90	GCK4032 2-up	39.10
GWP71T-TOP	46.20	GWP220	41.60	GWP896	37.90	GCK4033 3-up	47.50
GWP71B-BOTTOM	46.20	GWP222	39.40	GWP926	37.30	GCK4034 4-up	54.10
GWP72T-TOP	47.00	GWP224	48.50	GWP967	40.40	GCK4042 2-up	40.10
GWP72B-BOTTOM	47.00	GWP228	42.20	GWP972	40.40	GCK4043 3-up	50.50
GWP74T-TOP	47.00	GWP229	46.20	GWP977	40.40	GCK4044 4-up	59.35
GWP74B-BOTTOM	47.00	GWP261	36.00	GWP982	47.20	GCK4052 2-up	53.40
GWP75T-TOP	38.50	GWP290	38.90	GWP987	47.20	GCK4053 3-up	71.50
GWP75B-BOTTOM	38.50	GWP291	38.60	GWP990	46.20	GTG388	65.80
GWP76T-TOP	37.90	GWP292	36.40			GBM800	47.20
GWP76B-BOTTOM	37.90						
GWP81T-TOP	50.50						
GWP81B-BOTTOM	50.50						
GWP82T-TOP	48.80						
GWP82B-BOTTOM	48.80						
GWP83T-TOP	48.60						
GWP83B-BOTTOM	48.60						



FOLEY-UNITED INDUSTRIAL PRODUCTS DIVISION

3300 Fifth Street N.E.
Minneapolis, MN 55418
612-789-8831

A Division of FOLEY-BELSAW COMPANY

UTI-118-10-88

DISTRIBUTED BY:

