

Announcing

Two **NEW** additions to the
famous PEXTO line of
PRECISION POWER SQUARING SHEARS

**PEXTO
HEAVY
DUTY**




MODEL 10-U-4

MODEL 10-U-6

PEXTO HEAVY DUTY 10-0

For Accurate, Clean-cut



PEXTO 10-U-4

**10 gauge underdriven
4 foot capacity**

PEXTO Models, No. 10-U-4 and No. 10-U-6 introduce an entirely new design . . . the 10 gauge series . . . which adds to the growing line of PEXTO Precision Power Squaring Shears.



There's plenty of power and ruggedness built into these machines . . . designed and constructed for sheet metal fabrication and industrial production . . . operating continuously, if required, at their full rated capacity.

For greater production per man-hour with maintained accuracy investigate these clean-cut, powerful, cost-cutting PEXTO squaring shears.

All PEXTO power shears are inspected and tested at greater than nominal capacity ratings.

GAUGE CAPACITY SHEARS

Continuous Production



Back view of 10-U-4

PEXTO
10-U-6

10 gauge underdriven
6 foot capacity

FEATURES

- Massive machine tool grade Castings
- Heavy fixed Beam Channel Holddown with self-compensating individually spring loaded holddown pads
- Famous PEXTO Safety Square Pin Clutch
- Single or repeat stroke operation
- Maximum shearing length — minimum space
(Motor and drive contained under the shear)
- 4 Edge Blades, Timken Bearings on high-speed shaft, built-in blade clearance
- Precision gauging; full length bed T slot

OPTIONAL EQUIPMENT

FRONT OPERATED BACK GAUGE — Front operated dial reading Back Gauge, either hand or power operated, furnished as optional extra attachment. Conveniently positioned handwheel operates from front of Shear for hand operation. Power operation through forward-reverse jog switch. Back Gauge position indicated on direct reading dial graduated to 1/128th". Spring loaded detent locks gauge at any desired position within .0035". Each "click" of detent moves gauge .007". This front operated direct reading gauge enables operator to make rapid changes in setting without leaving shear operating position.

SOLENOID OPERATED CLUTCH — Clutch can be furnished with solenoid, operated by heavy duty foot switch with 10 ft. cord. Can also be actuated by limit switches set up as required.

EXTENSION GAUGE — Extension Squaring Gauges furnished up to 10 foot lengths. Graduation on top of gauge bar in 1/16". One fixed stop and one swing stop included.

RUBBER HOLDDOWN PADS — Full set of pads with rubber mounted faces for use with bright stock or where surface marring is objectionable.

ONE-SHOT LUBRICATION — Bijur System available.

The right is reserved to incorporate subsequent design or parts changes after publication and without re-issue of descriptive literature or catalogs.

SPECIFICATIONS

		10-U-4	10-U-6
Capacity Mild Steel	Ga.	10	10
Capacity Stainless Steel	Ga.	14	14
Cutting Length	Ins.	48	72
Motor — 1800 R.P.M.	H.P.	5	5
Floor Space F-B, R-L with gauges in position	Ins.	88-85	88-109
Height	Ins.	54	54
Rake per foot	Ins.	.375	.312
Back Gauge Range	Ins.	24	24
Front Gauge Range	Ins.	42	42
Strokes per min.		62	62
Shipping Weight	Lbs.	7090	8000

Prices listed in Price List C-58R

THE PECK, STOW & WILCOX CO.

SOUTHINGTON, CONNECTICUT, U. S. A.