


# BIESEMEYER®



## Precision T-Square®

### Product Catalog 2000/2001



## Biesemeyer®


 **DELTA**  
MACHINERY



## T-Square® Commercial Saw Fence System

### Put your hand held tape away!

For over 20 years woodworkers have relied on the quality and dependability of the Biesemeyer T-Square® Commercial Saw Fence System. It continues to serve as a model of design and durability, making your new or used table saw a faster, more efficient wood-cutting tool. It's hairline pointer and built-in tape allow you to make precision set-ups, cut after cut. The three point locking system ensures that the fence will be precisely parallel to the blade and will provide a smooth, clean cut accurate to 1/64th of an inch.



### Pictured:

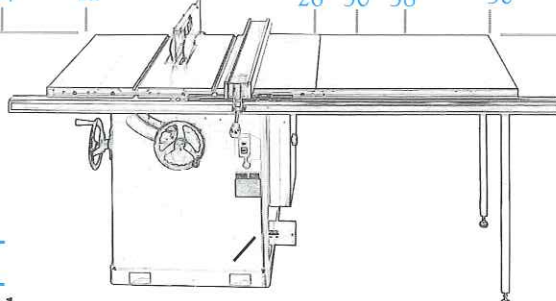
Model 50L36 guide set with 42" double pointer fence, right and left extension tables, back support table, support legs, and guard with dust kit.

**Biesemeyer T-Square® Commercial Saw Fence System includes T-Square® Fence, three piece guide set and mounting hardware. Extension tables, support legs, guard with dust kit, and back support table must be ordered separately.**

### Features

- Rails constructed of solid steel angle iron.
- 2" x 3" hollow steel guide tube.
- Hand-crafted standard 42" length fence has popular 3-point locking feature. The fence is 2-1/2" tall and 4" wide.

The model 50 fence system will handle most cutting requirements. With a 50" cutting capacity to the right of your saw's blade and 12" to the left, cutting a sheet of plywood is no problem!



RT40 pictured with 48" fence.

### Special Systems

Biesemeyer has systems manufactured to bolt directly to most Delta Unisaws, Contractor saws, or the RT40. Systems are also available for the Powermatic 64, 66 or 72; SCMI SC3; or Robland XTZ. Our Universal System is adaptable to most other brands of saws. For a specification sheet, visit our web site at [www.biesemeyer.com](http://www.biesemeyer.com).

**Choose from right-hand cutting capacities of 26" - 122" and left-hand cutting capacities 12" - 48".**

### Accessories

#### Rear Support Table

Measures 4' X 4'. White.

**78-928** - For Delta Unisaw, Contractor, or Tilting Arbor Saw.

**B79621** - For Powermatic 66 or Powermatic 72.

#### Commercial Extension Tables

See page 3

#### Guard and Spreaders

See pages 5 & 6.

#### T-Square Auxiliary Fence

Quickly clamps to existing fence for moulding and shaping operations.

**B78940** - Fits 42" Commercial Fence.

**B78942** - Fits 48" Commercial Fence.

#### Cutoff Fence

**78-939** - Allows precise alignment of your material for cutoff operations and helps prevent binding at blade entry. Clamps to fences 3-1/2" to 4" wide.

#### Steel Support Legs

Set of two. Legs are adjustable 31-1/2" to 35-1/2".

Choice of two colors.

**78-951**-White, **78-952**-Gray

#### Fence Cradle

**78-899** - Provides convenient storage area for fences 3-1/2" to 4" wide. Sturdy construction of hand welded steel. Quickly attaches to the frame and cross brace of a wooden extension table.

## Commercial Fence System Cont'd

### Catalog Number of Popular Fence Sizes

Saw Brand	Cutting Capacity Description	Order Catalog No.	
<b>Delta Unisaw and Cont. Saw</b> Bolts to Delta Unisaw and Contractor saws. Systems painted Delta gray.	30L12 system with 42" fence	78-907	
	50L12 system with 42" fence	78-904	
	62L12 system with 42" fence	B78X41D + 78-906	
	74L12 system with 42" fence	B78X51D + 78-906	
	98L12 system with 42" fence	B78X71D + 78-906	
<b>Delta RT40</b> Bolts directly to RT40. Does not include a back rail. White.	52L12 system with 48" fence	78-920	
<b>Powermatic 66</b> Bolts directly to most Powermatic 66 saws. Painted gold.	26L12 system with 42" fence	B78X11P + B78100P	
	50L12 system with 42" fence	B78X31P + B78100P	
	62L12 system with 42" fence	B78X41P + B78100P	
	74L12 system with 42" fence	B78X51P + B78100P	
	98L12 system with 42" fence	B78X91P + B78100P	
	50L24 system with 42" fence	B78X32P + B78101P	
	50L36 system with 42" fence	B78X33P + B78101P	
	62L24 system with 42" fence	B78X42P + B78101P	
	74L24 system with 42" fence	B78X52P + B78101P	
	74L48 system with 42" fence	B78X54P + B78101P	
	<b>Powermatic 72.</b> Adaptable to the Powermatic 72 saw. Painted gold.	50L12 system with 48" fence	B78X31Q + B78200Q
		74L12 system with 48" fence	B78X51Q + B78200Q
		98L12 system with 48" fence	B78X71Q + B78200Q
		50L24 system with 48" fence	B78X32Q + B78201Q
74L24 system with 48" fence		B78X52Q + B78201Q	
74L48 system with 48" fence		B78X54Q + B78201Q	
<b>SCMI SC3</b> For SCMI SC3 saws with sliding table. System has offset fence. Painted White.	50L0 system with 42" offset fence	B79X30G + B79100G	
	74L0 system with 42" offset fence	B79X51G + B79100G	
<b>Other Brands</b> Universal pattern adapts to most brands of saws, including General 350, Grizzly, Delta, Jet, and others. Painted white. Some drilling may be necessary to adapt to saw.	30L12 system with 42" fence	78-910	
	50L12 system with 42" fence	78-900	
	62L12 system with 42" fence	B78X41W + 78-902	
	74L12 system with 42" fence	B78X51W + 78-902	
	86L12 system with 42" fence	B78X61W + 78-902	
	98L12 system with 42" fence	B78X71W + 78-902	
	50L12 system with 48" fence	78-901 + 78-921	
	50L24 system with 42" fence	B78X32W + B78101W	
	50L36 system with 42" fence	B78X33W + B78101W	
	62L24 system with 42" fence	B78X42W + B78101W	
	74L48 system with 42" fence	B78X54W + B78101W	
	122L12 system with 42" fence	B78X91W + 78-902	
	122L12 system with 48" fence	B78X91W + 78-921	

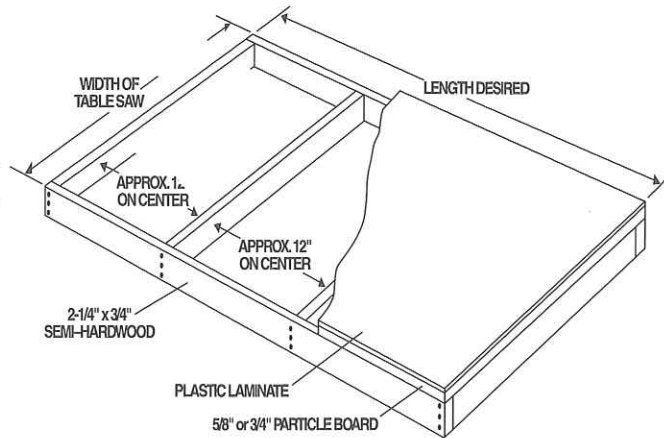
For additional cutting capacities, contact your nearest Biesemeyer dealer, visit our web site at [www.biesemeyer.com](http://www.biesemeyer.com), or call us at 1-800-782-1831.

## T-Square® Extension Tables For Commercial Systems

Complement your system with a strong, easy-to-install, quality extension table. Available in various sizes. Constructed of a hardwood alder frame and laminated particle board.

Catalog Number	Description
78-927	27" x 24" x 3"
78-944	27" x 36" x 3"
78-925	27" x 44" x 3"
B78633A	28" x 36" x 3"
B78643A	38" x 30-1/2" x 3"

Additional sizes available




## T-Square® Back Support Table and Legs

Biesemeyer's high quality Back Support Table extends your working space 4' x 4'. Constructed of a hardwood frame with plastic laminated particle board and trimmed with black edge banding. Includes blade-guard cut-out and miter groove extensions. Legs (ordered separately) are adjustable 31-1/2" to 35-1/2".

Catalog Number	Description
78-928	4 x 4 for Delta Unisaw or Contractor.
B79621	4 x 4 for Powermatic 65/66/72.
B79613	4 x 4 for Delta RT 40.
78-951	Steel leg set, white.
78-952	Steel leg set, gray.

Additional table sizes available.




## T-Square® Precision Sliding Tables

Our sliding tables will increase your capacity to square and trim your cabinet parts or other projects. No matter how large or small the project, you'll perform safer, more efficient cuts with our complete selection of Sliding Tables, available in four models for a custom fit to your saw.

### Features

- See-through blade guard for added safety.
- Steel bridges for durability.
- Solidly constructed tables of 1/2" Finland Birch plywood with laminate top and backer-board underside.
- Stop device for repetitive cutting operations.
- Built-in measuring tape for fast and easy measurement.

Catalog Number	Description
B78511	7" x 35" Miter Sliding Table.
B78522	18" x 36" Homeshop Sliding Table.
B78532	25" x 36" Standard Sliding Table.
B78533	25" x 68" Extended Sliding Table.



## T-Square® Home Shop Saw Fence System

If your current table saw's fence is not giving you the professional results you demand, let our Precision T-Square® Home Shop saw Fence System make your saw a more accurate woodworking tool. You'll never need a hand-held tape to set your fence again.

### Quality Features

- Constructed with 1-1/2" x 2-1/2" hollow steel guide tube and handcrafted steel fence for years of dependable use.
- Hairline pointer and built-in tape for fast easy setting.
- Three-point locking system locks the fence parallel to the blade for smooth, clean cuts.
- Available in standard 28", 40", and 52" right-hand cutting capacities with 12" left-hand cutting capacity. 24" left-hand cutting capacity is also available on all three models.
- Mounts easily to most table saws with cast iron table tops.

### System Data

Cutting Capacity:  
 Right of blade .....28", 40", 52"  
 Left of blade..... 12"  
 Optional 24" left hand cutting available.

Fence:  
 Length..... 36"  
 Height..... 2"  
 Width..... 3-1/2"



Biesemeyer T-Square Home Shop Fence System includes T-Square Fence, front and rear rails, guide tube, and mounting hardware. **Extension tables and legs are additional.**

Guide Tube: Overall length:.....58", 70", 82"  
 Dimension.....1-1/2" x 2-1/2" x .083  
 Scale calibrations English/Metric.....1/16"/1.5mm

### Catalog Number

Cutting Capacity		Rail Pattern					
Right	Left	Universal	Delta	Sears	Powermatic 64	* Ridgid	
28"	12"	78-930	79-010	B78311S	B78311R	B78312C	
40"	12"	78-931	79-012	B78321S	B78321R	B78322C	
52"	12"	78-935	79-016	B78331S	B78331R	B78332C	

\* Standard left hand cutting capacity for the Ridgid System is 24".

### Accessories

#### Right Extension Table:

Constructed of a hardwood alder frame and laminated particle board.

**78-929** - Table for Home Shop 28. Measures 27" x 22" x 2-1/2".

**78-934** - Table for Home Shop 40. Measures 27" x 34" x 2-1/2".

**78-938** - Table for Home Shop 52. Measures 27" x 46" x 2-1/2".

#### Cutoff Fence:

**78-939** - Clamps to fences 3-1/2" to 4" wide for cutoff operations.

#### Auxiliary Fence:

**B78941** - Fits Home Shop 36" fences.

#### Steel Support Legs:

Set of two. Legs measure 31 1/2" to 35 1/2". Choice of two colors.

**78-951** - White

**78-952** - Gray

#### Fence Cradle:

**78-899** - Provides a convenient storage area for fences 3-1/2" to 4" wide.

#### Bladeguard and Anti-kickback Spreaders:


See pages 5 and 6 for listing.

The Biesemeyer T-Square® Warranty. All Biesemeyer T-Square® Saw Fence Systems, accessories and parts are backed by a two-year limited warranty. Additionally, if after two weeks you are not completely satisfied with your Biesemeyer product, simply return it to the dealer for a full refund of your purchase price. All specifications in this catalog are subject to change.

## T-Square® Tablesaw Bladeguard System

**No more hassles! No more production slow downs!**  
The T-Square® Table Saw Blade Guard System protects woodworkers during most sawing operations without sacrificing production time. Designed to fit most sizes and makes of table saws with the T-Square® Saw Fence.


### Optional dust kit available



Counter balanced weight allows end of board to feed under the cover.

Lexan blade cover offers good visibility and can be moved side to side to position it precisely.

**Pictured: 78-960**



The Blade Guard System maintains high volume production with increased safety. This one won't get in your way!

Catalog Number	Description
<b>78-955</b>	Delta 10" saws extends 28" - 40"
<b>78-960</b>	Delta 10" saws extends 48" - 59"
<b>B78413</b>	Most 10" saws extends 48" - 59"
<b>B78413D</b>	10" - with dust kit extends 48" - 59"
<b>78-958</b>	Most 12"/14" saws extends 48" - 59"
<b>B79413D</b>	12"/14" w/dust kit extends 48" - 59"

**Anti-kickback Splitters must be ordered separately for all guards except the 78-955 and 78-960. See page 6 for a complete list of available splitters.**

- The 78-955 and 78-960 includes an anti-kickback splitter that will fit only the Delta Unisaw, Contractor saw or 10 Tilting Arbor saw.
- Optional length systems of 60" and greater may also be ordered. (Over 74": T-arm must be supported with a ceiling wire.)
- Floor mounted models are also available.

### Accessories

#### Dust Kit ordered separately:

Each kit includes vacuum adaptor and 10' of flex hose. OD of vacuum hose is 1-7/8".

**78-966** - Fits 10" bladeguard hood.

**B1359015** - Fits 12"/14" bladeguard hood.

### Specifications

Hood dimensions:	10" hood	12"/14" hood
	ID 3-1/2"	ID 5"
	OD 4"	OD 5-3/4"
	HT 4-3/4"	HT 6"
	L 14-1/16"	L 18-1/2"

#### Note:

Horizontal arm positioned 17 3/4" above table saw surface.

Wt:	78-955	37 lbs
	78-960	39 lbs
	B78413	35 lbs
	78-958	40 lbs
	B78413D	40 lbs
	B79413D	45 lbs

#### Replacement Guard Hoods:

**B1359011** - for 10" bladeguards.

**B1350375** - for 12"/14" bladeguards.

#### Adaptors:

**B78953** - To fit Uniguard onto Biesemeyer Fence System.

**B78954** - To fit Biesemeyer Guard onto Unifence System.


All Biesemeyer accessories and parts are backed by a two-year limited warranty. Additionally, if after two weeks you are not completely satisfied with your Biesemeyer product, simply return it to the dealer for a full refund. Now that's confidence!

## T-Square® Anti-kickback Spreader

**Increase table saw safety by adding our anti-kickback snap-in spreader.** Designed to reduce dangerous kickbacks, this spreader snaps on instantly and removes easily from the following manufacturers' table saws.

Catalog Number	Saw Description
<b>78-961</b>	Delta Right Blade Tilt Unisaw
<b>78-431</b>	Delta Left Blade Tilt Unisaw
<b>78-963</b>	Delta Tilting Arbor & Contractor
<b>78-968</b>	Delta 12"-14" Saw
<b>B78964</b>	Delta Contractor II
<b>B78441</b>	Powermatic 66
<b>B78442</b>	Powermatic 72
<b>B78443</b>	Powermatic 64
<b>B78444</b>	Powermatic 63/Bridgewood Contractor
<b>B78451</b>	Jet JTAS-10 Right Blade Tilt
<b>B78453</b>	Jet JTAS-10 Left Blade Tilt

**Note:** Guard removed for photographic clarity




Spreader is not intended to be used with a thin kerf blade. Minimum blade thickness is 1/8".


## T-Square® Drill Press Guard

**Improve safety measures within your shop without sacrificing production efficiency.** The see-through steel mesh guard swings effortlessly to the side to provide instant access to the chuck when changing bits is necessary. For your machinist's mill, select the Extended Arm Guard.

Catalog Number	Description
<b>B78010</b>	Head Mount Drill Press Guard
<b>B78021</b>	Quill Mount 1-3/8" - 1-9/16" Quill
<b>B78022</b>	Quill Mount 1-5/8" - 2" Quill
<b>B78023</b>	Quill Mount 2-1/16" - 2-1/2" Quill
<b>B78024</b>	Quill Mount 2-9/16" - 3" Quill
<b>B78040</b>	Large Extended Arm Guard
<b>B78050</b>	Extended Arm Shield Guard
<b>B78060</b>	Large Extended Arm Shield



Shield for 78050 pictured



B78022 pictured

Call 1-800-782-1831 to locate the distributor nearest you, or visit our web side at [www.biesemeyer.com](http://www.biesemeyer.com).

## T-Square® Auxiliary Fence

**Protect and extend the versatility of your existing Biesemeyer® fence with an Auxiliary Fence.**

Available for your Commercial or Home Shop system, our Auxiliary Fence offers these fine features:

- Easily clamps on and off your Biesemeyer® fence, saving you valuable time.
- Constructed of laminated and edged 9-ply Finland Birch plywood .
- Thickness is one inch for easy indexing.
- Three clamp style allows Auxiliary Fence to be pulled forward when cutting larger stock.
- Increases fence height by 2-1/2" and fence length by

Catalog Number	Description
B78940	Fits 42" Commercial Fence
B78941	Fits 36" Home Shop Fence
B78942	Fits 48" Commercial Fence

## T-Square® Fence Cradle

**Transform lost space into a convenient storage area for your fence.** The Biesemeyer® Fence Cradle is designed to suspend from the frame and cross supports of a wooden extension table.

- Constructed of welded, heavy-duty steel and angle iron.
- Protected with a high-gloss powder-coat paint finish.
- Fits table widths of 24" or larger.
- One size keeps your home shop or commercial Biesemeyer style fence safely tucked away.




Catalog Number	Description
78-899	Fence Cradle

## T-Square® Cut-Off Fence

**For cut-off operations, the Biesemeyer® Cut-off Fence is a "can't do without" accessory.** Avoid cutting errors by leading your material off with precision accuracy without binding material at blade entry.

- Adjustable to fit the Biesemeyer® style fences with widths of 3-1/2" or 4".
- Quick release clamp for fast and safe setups.
- Smooth sliding surface. The one inch dimension can be easily added when indexing the hairline on your T-Square® fence with the scale on the system's guide.

Catalog Number	Description
78-939	Cut-Off Fence




## T-Square® Precision Radial Saw Table Sets

Give your radial saw even more cutting capacity.

Biesemeyer's ready-to-install tables are designed to meet various size requirements.

### Features

- Constructed of 1-1/2" thick laminated particle board with black T-moulding. Finished fence height is 1-5/8" and fence width is 1-1/2".
- Large 12" and 16" widths and standard lengths of 8 ft. to the left and 6 ft. to the right.
- Custom length tables may be achieved by joining any combination of the 4 ft., 6 ft., or 8 ft. tables.
- One 12 ft. left-hand tape is included.



**Note:** Guard removed for photographic clarity.  
(Pictured with optional flip stops)

### Catalog Number

### Description

78-980	8' Left & 6' Right, 12" wide table set
78-981	8' Left & 6' Right, 16" wide table set

## T-Square® Universal Miter Saw Table System

**Improve your miter saw accuracy!** The T-Square® Universal Miter Saw Tables offer extra fence and table support for improved cutting accuracy and increased production. Designed to fit either the right or left side of most 10" and 12" motorized miter saws and 10" slide saws. **For a complete table system order the two tables of your choice, tapes, and preferred stops.**

### Features

- 3/4" laminated particle board, edged with 3/4" black T-moulding.
- Built-in slot eliminates build-up of dust and chips.
- Sturdy welded steel frame.

### Catalog Number

### Description

78-802	2-Foot Table for 10" Saws
78-804	4-Foot Table for 10" Saws
78-806	6-Foot Table for 10" Saws
78-808	8-Foot Table for 10" Saws
79-803	3-Foot Table for 12" or 10" Slide Saw
79-804	4-Foot Table for 12" or 10" Slide Saw
79-806	6-Foot Table for 12" or 10" Slide Saw
79-808	8-Foot Table for 12" or 10" Slide Saw



The Universal T-Square® Miter Saw table system for 10" saws. Shown with 78-808 and 78-802 table. Table width 5-1/2", table height 4-1/4". Fence width 1-1/2", fence height 1-5/8".



The Universal T-Square® Miter Saw Table System for 12" saws and 10" slide saws. Shown with 79-808 table and 79-803 table. Table width 10", table height 4-1/4". Fence width 1-1/2", fence height 1-5/8".

## Accessories

See pages 9 and 10 for radial saw and miter saw table accessories.

## T-Square® Cut-Off Saw Stop

### Eliminate the need for cumbersome C-clamps.


All Biesemeyer stops are designed to glide effortlessly along a 1-1/2" wide fence. With just a twist of the wrist the stop will be securely in place. Our most popular stop, the cut-off stop, can be used with our radial table system or miter table system for 90 degree straight cuts.

#### Features

- Precise to 1/64th of an inch.
- Dual pointer for use on either side of machine.
- Rugged steel components.

Catalog No.	Description
-------------	-------------

78-989	Dual Pointer Cut-off Stop
--------	---------------------------



## T-Square® Flip Stop

### Make your repetitive cuts in half the time!


The Flip-Stop may be used during repetitive operations and then flipped out of the way when not in use. For even more convenience, add multiple Flip-Stops as close as 4-1/2" apart anywhere along the fence for making often used repetitive cuts without having to re-measure.

#### Features

- Easily interchangeable with other radial arm and miter saw stops.
- Dual Pointer for use on either side of machine.
- Fits any standard 1-5/8" high fence.

Catalog No.	Description
-------------	-------------

78-992	Dual Pointer Flip Stop
--------	------------------------




## T-Square® Gang Stop

The Cut-Off Gang Stop is ideal for performing multiple cuts simultaneously with your radial arm saw. Built standard for 12" or 16" width tables.

Catalog No.	Description
-------------	-------------

78-987	Left hand stop for 12" wide table
78-988	Left hand stop for 16" wide table
B78722	Right hand stop for 12" wide table
B78732	Right hand stop for 16" wide table




## T-Square® Inside and Outside Miter Stops

Designed for precision cutting to the inside or outside of the miter. Fits fence width of 1-1/2" and fence height of 1-5/8".

### Features

- For use when making 45 degree or 90 degree cuts.
- Dual hairline pointer for use on either side of your saw.
- Quickly and easily attaches to your fence.




#### Outside Cut-Off Miter Stop

Measures from wide edge of miter cut. Use for either 45 degree or 90 degree cuts.

Catalog Number	Description
*78-990	Outside Cut-Off Miter Stop
*78-884	Inside Cut-Off Miter Stop

\* Miter stops are not compatible with Metric/English tapes.



#### Inside Cut-Off Miter Stop.

Split hairline pointer allows the stop to be set for either a 45 degree or 90 degree cut. Measures from inside edge of miter cut.

## Tapes


Right hand (RH) tapes begin at point "0", then ascend toward the right hand in measurement. Left hand (LH) tapes begin at point "0", then ascend toward the left hand in measurement. Scale calibrations are at 1/32" for the first foot and at 1/16" thereafter.

Catalog Number	Description
B1350034	6' RH 3/4" wide
B1350136	6' RH 1/2" wide
B1351102*	6' RH 3/4" wide M/E
B1351104	12' RH 3/4" wide
B1351101	12' RH 1/2" wide
B1350429	12' LH 1/2" wide
B1351105*	12' RH 1/2" wide M/E
B1351106*	12' LH 1/2" wide M/E
B1351103*	12' RH 3/4" wide M/E
B1351769	12' LH 3/4" wide

\*M/E denotes combination metric/english scale.

### NOTE TO DEALERS:

All part numbers in this catalog beginning with the letter "B" must be ordered through the Biesemeyer facility. Part numbers without a preceding "B" are available through Biesemeyer or Delta Machinery.



Biesemeyer combines distinctive quality with unparalleled options. With 48 different cutting options available, you can customize your fence system to best serve your shop's needs. When you see the Biesemeyer name, you know you have quality. Every one of our T-Square® products has been designed for consistent accuracy and convenience, to make your job faster, safer and more economical.

Biesemeyer T-Square® products are constructed of rugged, sturdy materials and are finished to our exacting specifications to assure you many years of productivity and pride of ownership. All our T-Square® products are fully guaranteed for parts and workmanship for two years. And they're backed by our money back trial offer. Try a precision T-Square® accessory for two weeks and if you're not completely satisfied, return it to your distributor for a full refund of the purchase price.

When you're ready to outfit your shop with the finest woodworking accessories available, let Biesemeyer do the tailoring.

# **BIESEMEYER**®

*Made in the U.S.A.*

216 South Alma School Road, Suite 3  
Mesa, AZ 85210

Phone: (480) 835-9300 • (800) 782-1831 • Fax: (480) 834-8515

[www.biesemeyer.com](http://www.biesemeyer.com)  
[mail@biesemeyer.com](mailto:mail@biesemeyer.com)

91-274

6/00

