


**Only DEWALT®
radial arm saws
by *Black & Decker*®
saw right
and stay tight
as long as you own them!**





Because we build Power Shops and Home Shops like we build industrial saws!

A DeWalt will saw right and stay tight as long as you own it. No other radial arm saw can give you that assurance. Here's why DeWalt can:

We build heavy-duty precision and strength into Power Shops and Home Shops—so much that many owners use them for light industrial work! We provide for take-up in all metal-to-metal wear areas. No end play, no inaccuracies, no sloppiness that make many saws dangerous. We use the strongest metals. Yoke and bevel locator pins are steel and ride in separate sleeve inserts, not in the cast-iron. The cast-iron arm is precision machined—the arm won't warp or get dangerously out of parallel. DeWalt design is better. For instance—you can convert from square cut to rip or any miter cut without raising or lowering saw, or changing fence position. DeWalts are safer. With top elevation handles and control. Firm, positive locks that won't shift while cutting in 90° and 45° positions.

If you've ever owned a DeWalt, you'll take these superiorities for granted. If you've owned other makes, you'll know what you've been missing.

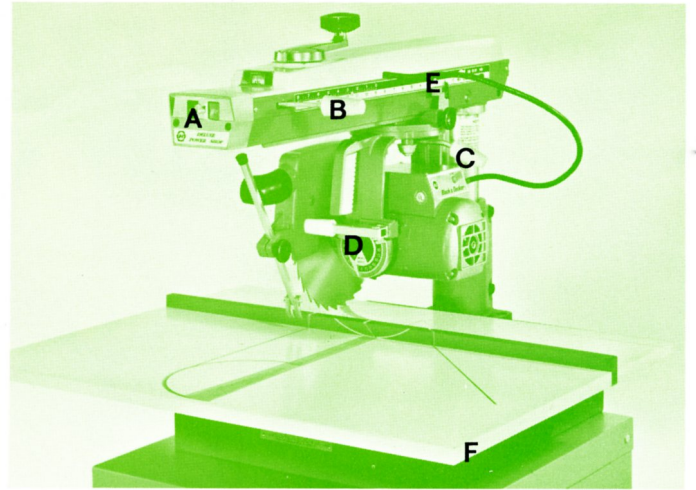
Pick your new DeWalt today!



Here's our "saw right-stay tight" DeWalt line up:
From left, R-1150 8" Home Shop, R-1350 10"
Power Shop, R-1450 Deluxe 10" Power Shop,
R-1511 10" Builder's DeWalt. Features and complete
specifications are on following pages.

Here's the "saw right-stay tight" quality that only DeWalt gives you!

All metal-to-metal areas have take-up. Eliminates end play of arm, inaccurate crosscuts, unparallel condition of blade to fence when ripping. Steel yoke and bevel locator pins ride in separate sleeve inserts. Yoke locator pin falls into cast iron of roller head, instead of a soft aluminum casting. Rear of motor mounted on 3-point suspension. Blade can be aligned when 90° or horizontal to table, or any angle in between.




positive, firm locks won't shift while cutting


- A** Safe, simple up-front controls! Top elevation control. Push-button switch with Safety-Key Lock. Front miter scale at eye-level for fast, accurate setting.
- B** Front single miter control locks arm at any angle, gives you automatic locating at 0° and 45°.
- C** Front single rip control automatically locates both in-rip and out-rip positions.
- D** Front single bevel control gives you quick, accurate settings at 0°, 45° and 90°.
- E** New Micro-Positive rip lock with dual pointers and large rip scales.
- F** Front table clamps quickly release the fence for wide panel ripping.



A



B




C


A Built-in automatic brake stops cutting tool in seconds for safety! (R-1450 and R-1511).

B Fully enclosed direct drive motor—Black & Decker/DeWalt-built. On the 10" DeWalts, cutting depth is 3" ... not 2½"!

C Exclusive sealed-for-life ball bearing roller head. Rides inside arm on precision machined tracks. (R-1350, R-1450 and R-1511)




D



E

D Dual-arbor motor shaft increases job versatility, permits the use of right-hand tools.

E Rugged box frame and center support channels with cross ribs are all of heavy gauge steel.



Deluxe Power Shop

\$289 R-1450


You could build a house and all the furniture with this one . . . and be mighty proud of the results. The DeLuxe Power Shop gives you the most power and instrumentation of any DeWalt radial arm. See a demonstration . . . make a few cuts with the greatest radial arm saw ever built for home workshops.

SPECIFICATIONS R-1450


Motor	120/208-240V., 1 ph.
Motor Rating	delivers 2¼ HP
Motor Enclosure	total
Full Load Speed—60 cycles AC	3450 R.P.M.
Standard Guard	10"
Standard Blade	10"
Arbor Size	⅝" x 1½" long
Maximum Depth of Cut	3"
Maximum Depth of Cut at 45° Bevel	2⅞"
Cross Cut Capacity—1" stock	14½" (with 10" blade)
Spindle Dado Capacity—Width	1⅜"
Ripping Capacity—Width	24⅞"
Bevel Locating Pin	0°, 45°, 90°
Miter Locating Latch	0° and 45° R or L
Scales	Miter, Rip, Bevel
Column Diameter	2¾"
Steel Table Size	18" x 21½"
Work Table Overall Size	26" x 32"
Height Work Table, R-9362 Cabinet	37"
Height Work Table on R-1201 Legs	35"
Net Weight	143 pounds
Gross Shipping Weight	156 pounds




Heavy gauge steel base. Big warp-resistant work table prevents saw overhang. DeLuxe Utility Cabinet (R-9362) optional. See page 15.



A



B



C

A 10" blade cuts a full 3" deep . . . not 2½"! The roller head rides on two precision machined tracks inside the cast-iron arm. Tracks have four shielded ball bearings, lubricated for life. Yoke swivels 360° horizontally. Black & Decker/DeWalt-built totally enclosed motor has direct drive, fan-cooling. Automatic built-in motor brake.

B All controls are on top and up front for safety and easy handling.

C Mechanical alignment adjustments give you "saw right-stay tight" performance for life. Bevel pin gives quick, accurate setting at 0°, 45° and 90° positions. Motor has ⅝" diameter front arbor and rear arbor is threaded for right hand tool chuck. Cadmium plated column—no rust.




10" Power Shop \$219 Model R-1350

10" blade cuts 3" deep . . . not 2½". The R-1350 is the most powerful, versatile, best instrumented radial arm at its price. It will give you a longer, more accurate working life than most saws costing much more.

Heavy gauge steel base. Big warp resistant work table prevents saw overhang. Cadmium plated column. Uniform cantilever arm rotates 180° horizontally, locks at any miter angle. Roller Head rides on two precision machined tracks inside arm on four shielded, lubricated for life ball bearings. Yoke swivels 360° horizontally. See a demonstration today!

SPECIFICATIONS R-1350

Motor	120 V., 1 ph.
Motor Rating	delivers 2 HP
Full Load Speed—60 cycles	3425 R.P.M.
Standard Guard	10"
Standard Blade	10"
Arbor Size	5/8" x 1½" long
Maximum Depth of Cut	3"
Maximum Depth of Cut at 45° Bend	2½"
Cross Cut Capacity—1" stock	13"
Spindle Dado Capacity—Width	1¾"
Ripping Capacity—Width	24¾"
Bevel Locating Pin	0°, 45°, 90°
Miter Locating Latch	0° and 45° R or L
Scales	Miter, Rip, Bevel
Column Diameter	2¾"
Steel Table Size	18" x 21½"
Work Table Overall Size	21¾" x 32" NOVAPLY
Height Work Table, R-9362 Cabinet	37"
Height Work Table on R-1201 Legs	35"
Net Weight	125 pounds
Gross Shipping Weight	138 pounds



A Front push-button switch with Safety-Key Lock for fingertip control.

B Exclusive top elevation control gives you precise depth adjustments with eight section column cap at ¼" increments.

C Exclusive wedge-lok miter locator locks positively at 0° and 45°. Scale marked in single degrees.


D Front single rip control automatically locates both in-rip and out-rip positions.

E Front single bevel control provides for quick and accurate settings at 0°, 45°, and 90°.

F Direct drive fan cooled motor with manual push button brake stops cutter in seconds.

G Dual-arbor motor shaft increases job versatility, permits use of right hand tools.





8" Home Shop

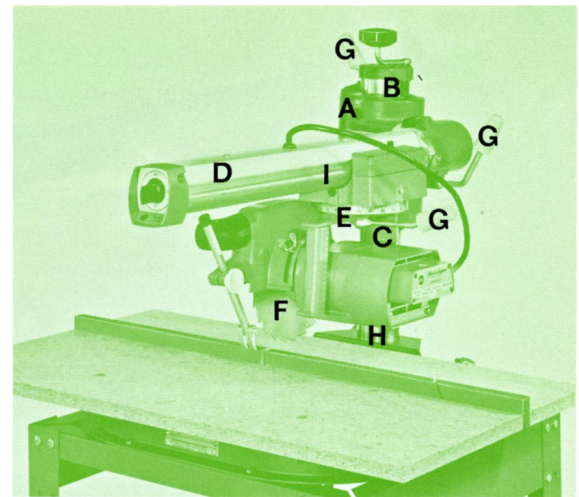
\$139 Model R-1150

**radial arm versatility
at a table saw price**


The greatest value in home workshop saws of any kind. DeWalt "saw right-stay tight" quality throughout. The 8" blade cuts 1 $\frac{1}{16}$ " deep.

SPECIFICATIONS R-1150

Motor	120 V., 1 ph.
Motor Rating	delivers 1 $\frac{1}{4}$ " HP
Full Load Speed—60 cycles AC	3425 R.P.M.
Standard Guard	8"
Standard Blade	8"
Arbor Size	$\frac{5}{8}$ " x 1 $\frac{1}{2}$ " long
Maximum Depth of Cut	1 $\frac{1}{16}$ "
Maximum Depth of Cut at 45° Bevel	1 $\frac{3}{8}$ "
Crosscut Capacity—1" stock	12 $\frac{1}{4}$ "
Spindle Dado Capacity—Width	$\frac{1}{16}$ "
Ripping Capacity—Width	24 $\frac{1}{8}$ "
Bevel Locating Pin	0°, 45°, 90°
Miter Locating Latch	0° and 45° R or L
Scales	Miter, Bevel, Bevel Rip
Column Diameter	2 $\frac{1}{16}$ "
Work Table Overall Size	20" x 32"
Height Work Table on Legs	35"
Net Weight	78 pounds
Shipping Weight	85 pounds



- A** Massive one-piece hub eliminates "play," assures accuracy.
- B** Simple, positive adjustments: both elevating and mitering mechanisms are housed in hub.
- C** Cadmium-plated column and arm.
- D** Arm rotates 180° vertically with positive bevel indexing latch at each 45° position; also rotates 360° horizontally with positive indexing latch at 45° left and right hand miter positions.
- E** Large bevel rip, bevel crosscut and miter scales are easy to read.
- F** Eight-inch blade and guard and up-front safety-key switch included.
- G** Mechanical alignment adjustments provide for a lifetime of "saw right-stay tight" accuracy.
- H** Extra-strong, one-piece tubular steel column mounted directly to frame.
- I** Roller head rides on two formed steel tracks for precision cutting.



Heavy Duty 10" Builder's DeWalt \$395 Model R-1511

Compare it with every other machine rated the same . . . or higher! Compare the mechanical alignment adjustments that will keep the R-1511 precise and accurate for a lifetime. Compare construction, design, instrumentation. The R-1511 can't be matched. It makes 15° angle cuts up to 16" long. Cuts 3" deep. Heavy gauge steel base and legs. Work table of HARDPLY. Cadmium plated column. Uniform cantilever arm rotates 360° horizontally and locks at any miter angle. Bevel latches give quick, accurate settings at 0°, 45° and 90°. Yoke swivels 360° horizontally. Quickly locates with steel inserts at each 90° position for right and left hand ripping.

SPECIFICATIONS R-1511, R-1513*


(All Machines have 5/8" saw arbor and 7/16" R.H. tool arbor)

Saw Blade Supplied with Machine	10"1
Saw Guard Supplied with Machine	10"1
Motor: Delivered HP (3450 R.P.M.—60 cy., 1 ph.)	3*
Brake	Automatic
Switch	Push-Button/key*
Voltage	120/208-240*
Maximum Crosscut—1" stock	16"
Maximum Depth of Cut	3"
Maximum Width of Rip	27"
Maximum Depth of Cut at 45° bevel	2 1/4"2
Miter Locating Latch	0° and 45° R or L
Bevel Locating Pin	0°, 45°, 90°
Table: Material	HARDPLY
Work Top Dimensions	25" x 34 1/2"
Frame Dimensions (Base of Table)	26" x 32"
Height:	33"
Net Weight	204 pounds
Shipping Weight	244 pounds

1 Standard saw blade is 10" dia. Accessory 12" saw guard will accommodate 12" saw blade and give 4" deep cut.

2 2 3/8" with 12" blade.

*Model R-1513—Same as R-1511 except 3 phase 208-240/440V. motor, 60 cy. with magnetic switch, with low voltage (end of arm) 110 V. control. \$495



A Front push-button switch with Safety-Key Lock for fingertip control.

B Black and Decker-DeWalt built, totally enclosed direct drive motor delivers full power.

C Dual-arbor motor shaft increases job versatility, permits use of right hand tools.

D Roto-grip motor brake operates automatically, stops cutting tool in seconds for complete safety.

E Exclusive sealed-for-life ball bearing roller head rides inside arm on precision machined tracks.

F New micro-positive rip lock with dual pointers and large rip scales.

G Exclusive top elevation control gives you precise depth adjustments with eight-section column cap at 1/4" increments.


H Exclusive wedge-lok miter locator locks positively at 0° and 45°. Scale marked in single degrees.




DeWalt does everything in woodworking

**sawing, sizing,
boring, jointing,
dadoing, shaping,
curve work,
routing, grinding,
buffing, surfacing,
polishing, sanding**


OPERATIONS ARE UNLIMITED ON YOUR NEW DEWALT POWER SHOP. Every day we receive letters from new DEWALT owners enthusiastically describing a special job they are doing on their POWER SHOP . . . jobs that even we, with over 50 years' experience, are just hearing about because users have solved a particular problem hitherto impossible with ordinary tools. The more you use your new DEWALT POWER SHOP, the more uses you will find for it . . . the number of its operations are limited only by your own ingenuity.




A




B




C




D



E




F




G



H




I




J




K




L



M



N



O

Sawing

DEWALT gives you unlimited flexibility, simplicity plus accuracy for all saw cuts. DEWALT cuts wood, compositions, all types of aluminum tubes, extrusions and other light metals.

A MITER CUTS. Simply set the arm at the desired angle and the problem of picture frames, boxes, etc., is solved. One motion does it.

B RIP CUT. It's a snap to set your saw for ripping to desired width. No need for pencil marks—because your DEWALT measures for you instantly.

C WIDE PANEL RIPPING. Install plywood blade for extra smooth cut. Big safety table provides extra support for ripping beyond center of 4' x 8' panels.

D BEVEL CROSS-CUT. By tilting the saw to the precise, desired angle, your DEWALT makes this difficult cut in a single pass.

E BEVEL MITER. Combining the two operations of mitering and beveling is a simple matter. Set the arm to desired angle, bevel the saw, and move the saw across your work.

F BEVEL RIP. A setup commonly used in making modern-type drawer pulls, concealed joints, and many other bevel requirements in woodworking.

G CIRCLE CUTTING. Simply tilt and rotate the motor in a 360° arc while slowly lowering the blade into the saw cut. Bevel of motor determines diameter.

H CROSSCUTTING. Top side cutting action firmly and safely holds the lumber on table and against the fence without kickbacks.

I DIAMOND SHAPES. After bevel ripping stock into "V" strips, set motor at 45° R.H. miter and 45° bevel. Makes beautiful patterns.

J CURVING WOOD. Lower saw within $\frac{3}{32}$ " of bottom of stock and cut across, keeping kerfs about $\frac{1}{4}$ " apart at point where curve is desired. Easy with DEWALT.


K SAUCER CUT. Clamp stock to table, bevel saw through material several times until desired depth is reached. Makes intricate decorative patterns easily.

L SHADOW BOX CUT. Set arm at 30° R.H. miter, tilt saw 35° PLUS on bevel . . . then duplicate cuts for each end, position stock as needed.

M GROOVING. With material flat on the table and fed against fence, you have complete control over your work . . . and the result is perfect grooving.

N RAISED PANELS. An easy way to make expensive millwork for panelled walls, cabinet doors, special drawer fronts. Use planer blade for best results.

O LOCK JOINT CUT. Set motor in vertical position. Place two pieces of wood on edge on special jog fixture of two inch material. Slit edges by cutting past stock at desired increments.




Dado work

DeWalt gives you unmatched versatility for dado operations

Here again DEWALT TOP SIDE CUTTING action saves you money because errors will not be made. You see the layout marks and you actually see the cut being made as the Dado Head moves across the top of the material. The elevating handle on top of the arm gives you precision depth control. Each full turn lowers the Dado Head exactly $\frac{1}{8}$ " into the stock. No ruler is necessary . . . the cuts are uniform depth the entire length of the cutting stroke. Now, the Dado operation is easier than ever with the sensational new BLACK & DECKER/DEWALT QUICK-SET* DADO. Mount the Quick-Set Dado on Arbor and forget it! Dial the width you want—from $\frac{1}{4}$ " to $\frac{1}{16}$ " without removing the Dado from the arbor. A DEWALT exclusive! You make perfect dados, rabbets and ploughs without vibration, wobble, chatter, burning or chewing. The eight balanced, high-speed QUICK-SET blades are clean-cutting . . . stay sharp five times longer than ordinary blades. The exclusive BLACK & DECKER/DEWALT QUICK-SET* DADO, Model R-2860, gives you faster production, precision results on your DeWalt Saw. It will make any $\frac{5}{8}$ " arbor radial arm or table saw perform better. Conventional 6" and 8" DEWALT Dado cutting tools also available and are illustrated at right. See Page 16.

*T.M. Black & Decker Mfg. Co.



- A** STRAIGHT OR ANGLE DADO. Operations are quickly accomplished with professional quality. Width of cut from $\frac{1}{8}$ " to $\frac{1}{16}$ " in a single pass of the cutter.
- B** PLOUGHING. Cutting a set depth and width, full length of stock with great accuracy is a big feature on this DEWALT.
- C** FLUTING. Simply a series of parallel "V" grooves, for decoration. Used to simulate pillars, columns or mantels.
- D** BEVEL RABBET CUT. Simply tilt the motor to desired angle for bevel rabbeting; for straight rabbeting.
- E** DOUBLE TENONING. Spacer collars used with Dado Head, allow you to make single or double tenons with one pass across the end of material.
- F** TONGUE AND GROOVE. Make your own flooring, and wood panels, simply by using Dado inserts with collars to exact dimension needed.
- G** BLIND MORTISING. A fast, effective way to make a groove into which a tenon can be fitted and locked.
- H** SCALLOPING. Feed the stock against the Dado as shown and put unusual scallop design on your window valances.



Shaping work

DeWalt tilting arbor shaper gives you 50% more shapes per cutter

Gives you 50% more shapes per cutter . . . saves you the cost and space of a single spindle shaper . . . and the work is done in complete safety with patented safety guard. It's easy to put shaper cutter head right on the motor spindle.


After locking arbor nut, mount tool guard—and do shaping work with complete safety. You have a choice of three cutter head types with wide range of knives . . . see page 15 for details.

R-8480. Our premium quality, heavy-duty 2-knife head for day-after-day service with minimum re-sharpening.


R-6488. Our select quality 2-knife head for dependable service and extra smooth cuts.

R-6500. A select quality 3-knife shaper head for bench and radial saws.


Use No. R-119826 DEWALT Safety Tool Guard wherever illustrated.




A




B




C




D




E



F



G



H

A CABINET DOOR LIP CUT. Make the full bead and rabbet cut in a single smooth operation instead of two separate cuts. This is a DEWALT ORIGINAL operation.

B TILTING ARBOR SHAPER. Push the shaper cutter in or out . . . raise or lower . . . or tilt to any angle and you quickly multiply the number of different shapes from a single cutter.

C SHAPER MOULDER. Makes decorative designs on edge, side or face of material because the cutter can be easily set to any desired angle. Designs limited only by your imagination.




D PRECISION CHAMFER CUT. Use straight edge cutter knives in the moulding head. Bevel the motor to the angle desired. Push the stock past the cutter for clean, smooth chamfer cuts.

E MAKING STAIR TREADS. A full sized nosing cutter puts the half round shape along edge of the stair tread, a highly important millwork operation done at home.

F IRREGULAR SHAPING. Can be accomplished with any one of the shaper heads (listed at left) and special homemade guide collar.



G DROP-LEAF SHAPE. Make mouldings for drop-leaf tables, buffets, servers and other furniture. Refer to accessory section for other moulding cuts you can make easily and safely.

H GLUE JOINT CUT. The Power Shop gives you even greater flexibility in shaping operations. It's easy to glue wide boards together to make your own table top.



A

B



C

D

Tilting arbor disc and drum sander


Here's a highly efficient sander unmatched for "finishing" operations. You can lock the head parallel to the guide fence and push the stock. Or, you can pull the sander across the stock at any desired angle giving you unlimited uses. Simply thread Disc Sander on front arbor, against both collars.

A BEVEL SANDING. Put Disc Sander into bevel position and pull across the stock setting on a fixture . . . DEWALT is the only sander that does this.

B STRAIGHT EDGE SANDING. Set Disc Sander parallel with guide fence. Push stock past for edge work. A highly effective finisher.


C SURFACE SANDING. With Disc Sander tilted 90° and parallel to table, irregular rough stock can be given fine, smooth finish. Always use Tool Guard.

D IT'S A DRUM SANDER. Sanding inside curves or irregular shapes is easy for the new DEWALT. Two drum sizes available.



A

B



C

D

Boring


You'll appreciate these bonus values in your DEWALT POWER SHOP. Versatility in Boring and Routing operations unequalled by any drill press. Screw special chuck No. R-1208 on rear motor arbor and insert the drill or router bit for the job to be done.

A END BORING the stock for insertion of dowels to hold corners for doors and windows.


B EDGE BORING sides of table tops for proper alignment of dowel pins.

C MITER BORING. Angle-cut ends of picture frames gives you a stronger joint with dowel pins.


D HORIZONTAL BORING into material for beautiful decorative effects.




A



B



C




D


Sabre saw

Your DEWALT becomes a saber saw for curve work. Saves you the cost of a separate jig saw or band saw . . . lightweight, compact, so easy to setup. Operates directly from motor arbor with no power loss. Minimum vibration allows smooth and intricate cutting of wood, plastic and light metal.


- A No. R-1254 SABER SAW mounts directly on motor.
- B Does outside curve work.
- C Does inside curve work.
- D Does angle curve work.



A



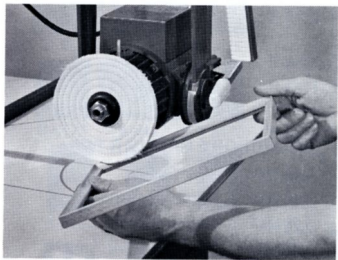
B



C




D



E



F



G

Plus these additional operations

A IT'S A JOINTER. Here the No. R-9220 SHAPER JOINTER FENCE has been adjusted for a typical jointing cut on a piece of 5/4" stock. Notice Tool Guard completely encloses cutter.

B SIZING. Clamp guide fence to front of regular table, position cutter for depth of cut and pass board through for perfect sizing every time.

C IT'S A GRINDER. A very necessary, quick-change tool for sharpening household cutlery and your own woodworking chisels, and lathe chisels.

D IT'S A SURFACER. By using the revolutionary new rotary planer, your DEWALT Power Shop can quickly cut boards down in thickness.


E IT'S A BUFFER. A handy buffing wheel on the shaft shines up all kinds of articles, brings out the natural, beautiful glow in hardwood picture frames.

F IT'S A ROUTER. You rout with real precision when you own the DEWALT Power Shop. Because motor travels in arm, free of play, you can be sure of perfect cuts every time.

G IT'S A WIRE WHEEL POLISHER. Use this handy wire wheel to clean rust off tools and other metals.

DeWalt® engineered accessories

Popular DeWalt accessory groups




ACCESSORY GROUP R-1427

- 1 R-201303 Grinding Guard Kit
- 1 R-352 Cup Wheel
- 1 R-402 Grinding Wheel
- 1 R-429 Polishing and Buffing Set

with Pegboard and Hooks.

REGULAR	\$25.80
SPECIAL	\$19.88
SAVE	\$ 5.92



ACCESSORY GROUP R-1428

- 1 R-119826 Tool Guard
- 1 R-6502 Shaper Set includes:
- 1 R-6500 Shaper Head
- 1 R-6505 Set Glue Joint Knives
- 1 R-6515 Set Cabinet Door Lip Knives
- 1 R-6617 Set 3/8" Bead and Cove Knives
- 1 R-6522 Set Triple 1/4" Bead Knives

with Pegboard and Hooks.


REGULAR	\$38.70
SPECIAL	\$29.88
SAVE	\$ 8.82



ACCESSORY GROUP R-1429Q

- 1 R-2860 Quick-Set Dado
- 1 R-7470 Disc Sander
- 1 R-996 Plywood Blade
- 1 R-1254 Saber Saw Attachment with Pegboard and Hooks.

REGULAR	\$55.80
SPECIAL	\$44.88
SAVE	\$10.92



ACCESSORY GROUP R-1453

- 1 R-119826 Tool Guard
- 1 R-6840 Shaper Head
- 2 R-3076 Shaper Knives
- 2 R-6477 Knives

REGULAR	\$45.80
SPECIAL	\$37.77
SAVE	\$ 8.03



All purpose vacuum cleaners



Designed for "man-type" cleaning. Lightweight, easy to move and empty. Standard equipment includes 6 ft. of 2 1/2" diameter plastic accordion-type hose and rectangular 2 1/2" bulk pick-up nozzle for big cleaning jobs: wood chips, sawdust, garage floor, patio, fireplace ashes, automobile and many other applications. Also U-1468 2 1/2" to 1 1/4" diam. conversion size reducer for using 1 1/4" accessories.

U-190 5 gallon capacity steel tank; 5.2 amps., 3/4 H.P. motor \$29.99

U-191 10 gallon capacity steel tank; 5.2 amps., 3/4 H.P. motor \$36.66

U-292 18 gallon capacity fiber tank; 6 amps., 1 H.P. motor \$39.99

CLEANER ACCESSORIES

U-1461 Square Nozzle, 2 1/2" (Standard Equipment) \$2.99

U-1462 6 ft. Hose with coupling, 2 1/2" (Standard Equipment) \$7.99

U-1463 23" Nozzle Ext. Tube, 2 1/2" \$2.99

U-1464 14" Floor Nozzle with brush \$5.99

U-1465 Small Round Nozzle, 2 1/2" .. \$1.29

U-1466 Flange Ferrule, 2 1/2" \$1.49

U-1467 Elbow, 2 1/2" \$2.29

U-1468 2 1/2" to 1 1/4" diam. Conversion Size Reducer \$1.99

U-1469 Paper Filter Bags—Pkg. of 5. \$.99

U-1470 Cloth Filter Bag \$1.39

U-1471 Caster Set (4) for U-190 \$5.99

U-1472 Caster Set (4) For U-292 or U-293. \$5.99

U-1473 Round Brush 1 1/4" \$1.49

U-1474 6" Nozzle, 1 1/4" \$1.49

U-1475 Crevice Tool, 1 1/4" \$.99

U-1476 20" Extension Tube, 1 1/4" ... \$1.99

U-1477 Oval Nozzle & Brush, 1 1/4" . \$2.99

U-1478 6 ft. Hose with ends & Extension, 1 1/4" \$5.99

U-1479 Cover for U-190 Vacuum Cleaner. \$2.50

U-1480 2 1/2" diam. Crevice Tool \$2.99

U-1481 2 1/2" diam. Round Nozzle with Brush \$3.49

U-1482 2 1/2" diam. Vacuum Cleaner Accessory Set. Includes 2 U-1463 23" Nozzle Extension Tubes, U-1464 14" Floor Nozzle, U-1480 Crevice Tool, U-1481 Round Nozzle with Brush \$14.88

U-1483 1 1/4" diam. Vacuum Cleaner Accessory Set. Includes: U-1468 Conversion Size Reducer, U-1473 Round Brush, U-1474 5" Nozzle, U-1475 Crevice Tool, 2 U-1476 20" Nozzle Extension Tubes, U-1477 9" Oval Nozzle and Brush, U-1478 6' Extension Hose \$14.88

U-1484 Set of 4 Casters for U-191 .. \$5.99



Cabinet-leg stands



R-9362 Deluxe Utility Cabinet. For Power Shop models. \$39.95



R-9361 Utility Drawer. For R-9362 Cabinet, complete with mounting hardware. \$8.95



R-9363 Caster Set (4). For R-9362 Cabinet and R-1105 Leg Stand. Includes toe-locking type casters. \$4.95



R-203257 Pro-Tec-To Top. Scaled 1/4" plywood overlay for table tops. (13" x 32"). Packed 6 to a carton. \$13.50. Single units available only from dealer. \$2.25 each



R-1105 Home Shop Leg Stand without drawer. \$19.95

R-1106 Utility Drawer for R-1105. \$8.95



R-1517 Radial Saw Cover. Heavy-duty vinyl. Protects machine on the job from dust, dirt and rain. \$9.95

Jointer heads, shaper heads, shaper head sets




Jointer Cutter Head, solid 4-wing, includes special 5/8" L. H. thread arbor nut.

R-3472 2" dia. x 2" long Jointer Cutter. . \$14.95

2- Knife Shaper Head

R-6480 2-Knife Shaper Head, 5" long x 1 1/2" wide x 3/8" thick, 5/8" arbor hole. \$14.95



R-6487 2-Knife Shaper Head cutter set. Includes R-6480 head and 3 sets of knives, Nos. R-3076, R-6477, R-6478.

REGULAR \$38.80 SPECIAL \$29.95

SAVE \$ 8.85



R-6479 2-Knife Shaper Head cutter set. Includes R-6480 head and 6 sets of knives, Nos. R-3073, R-3076, R-6463, R-6469, R-6477 and R-6478 (illustrated in right column).

REGULAR \$62.65 SPECIAL \$54.95

SAVE \$ 7.70


R-6488 2-Knife Head, 5" x 1 1/2" x 5/8" x 5/8" Bore. \$7.95

R-6492 2-Knife Shaper Head cutter set. Includes R-6488 head and 3 sets of knives, Nos. R-3076, R-6477, R-6478.

REGULAR \$31.80 SPECIAL \$27.95

SAVE \$ 3.85

Shaper knives for R-6480 and R-6488



- R-3067 3/8" Quarter Round Knives \$7.95
- R-3068 3/8" Bead and 3/8" Cove Knives .. \$7.95
- R-3069 3/8" Cove and 3/8" Bead Knives .. \$7.95
- R-3070 Nosing Cutter, 3/8" Nose Knives \$7.95
- R-3071 Nosing Cutter, 5/8" Nose Knives \$7.95
- R-3072 Nosing Cutter, 1 3/8" Nose Knives \$12.95
- R-3073 Ogee Moulding 3/8" Bead and Cove Knives (combined) \$7.95
- R-3074 Nosing Cutter, 1 1/4" Nose Knives \$14.95
- R-3075 3/8" Quarter Round Knives \$7.95
- R-3076 3/8" Bead and 5/8" Cove Knives .. \$7.95
- R-3077 3/8" Cove and 3/8" Bead Knives .. \$7.95
- R-3078 Fluting Cutter 5/8" Knives \$7.95
- R-3079 Fluting Cutter 3/8" Knives \$7.95
- R-6463 3/4" Quarter Round Knives, Series R-8065 \$7.95
- R-6469 Glue Joint Knives \$7.95
- R-6470 Drop Leaf Table, combination Knives. \$14.95
- R-6471 Tongue and Groove 1" Flooring Combination Knives \$14.95
- R-6472 Miter Lock Joint Combination Knives. \$14.95
- R-6473 Panel Raising Knives \$14.95
- R-6477 2" Jointing, surfacing and panel raising Knives \$7.95
- R-6478 Cupboard Door Lip Knives, 3/8" radius, 7° rake \$7.95
- R-6481 Sticking Mould Shape Knives .. \$14.95
- R-6482 Cope-long Tenon Knives \$7.95
- R-6483 Screen Mold Knives \$7.95
- R-6484 Sticking Knives for 1 3/8" stock \$14.95
- R-6485 Full cope Knives for 1 3/8" stock \$14.95
- R-6486 Cove-long Tenon Knives \$14.95
- R-6489 Cupboard Door Lip Knives, straight 7° rake \$7.95

NOTE: 3/8" thick knives listed are grooved 1/4" thickness to fit No. R-6480 & R-6488 Shaper Head.

R-6489


3-Knife shaper heads and knives

R-6501 3-Knife Shaper Head Set:

- 1 R-6500 Head \$7.95
 - 1 R-6505 Knives Glue Joint \$3.95
 - 1 R-6512 Knives Universal Bead \$3.95
 - 1 R-6515 Knives Cabinet Door Lip \$3.95
 - 1 R-6517 Knives 3/8" Bead and Cove .. \$3.95
 - Regular \$23.75 Special \$19.95
- SAVE \$ 3.80**



R-6500 3-Knife Shaper Head for Bench and Radial Saws. 1/2", 5/8" or 3/4" arbor hole. \$7.95 (Set of 3 Knives):



- R-6505 Glue Joint \$3.95
- R-6506 "OG" Casing Cutter \$3.95
- R-6507 1/4" Flute—1/2" Cove \$3.95
- R-6508 90° Flue \$3.95
- R-6509 3/8" Qtr. Rd. & Flute \$3.95
- R-6510 1" Rd. Flute \$3.95
- R-6511 Drop Leaf Table \$3.95
- R-6512 Universal Bead \$3.95
- R-6513 3/8" Cove Cutter \$3.95
- R-6514 Panel Cupboard Door \$3.95
- R-6515 Cabinet Door Lip \$3.95
- R-6516 Window Sash Cutter \$3.95
- R-6517 3/8" Bead and Cove \$3.95
- R-6518 1" Straight Cutter \$3.95
- R-6519 Tongue Cutter \$3.95
- R-6520 Groove Cutter \$3.95
- R-6521 1/4" and 1/2" Qtr. Rd. \$3.95
- R-6522 Triple 1/4" Bead \$3.95
- R-6523 Screen Mold Cutter \$3.95
- R-6524 Base Mold Cutter \$3.95

Dado heads and rotary planer

BLACK & DECKER/DeWALT QUICK-SET* DADO



R-2860 6" Quick-Set Dado, easily adjustable in width from 1/4" to 3/8" without removing the head from the saw arbor. Cuts smooth clean grooves without vibration, wobble, chatter, burning or chewing. See page 8. \$24.95

CONVENTIONAL DADO HEADS AND PLANER



R-6024 6" Dado Head Set, Flat Ground (2 Blades, 4 Chippers 1/8", 1 Chipper 1/8") No. 3. 3/8" bore. \$16.95

R-6001 6" Dado Head Set, Hollow Ground (2 Blades, 4 Chippers 1/8", 1 Chipper 1/8") No. 3. 5/8" bore. \$25.95

R-6025 8" Dado Head Set, Flat Ground (2 Blades, 4 Chippers 1/8", 1 Chipper 1/8") No. 3. 5/8" bore. \$24.95

R-6028 8" Dado Head Set, Hollow Ground (2 Blades, 4 Chippers 1/8", 1 Chipper 1/8") No. 3. 5/8" bore. \$54.95

Spacing Collars, 5/8" arbor hole

R-2432 1/8" thick, Spacing Collar. \$1.75

R-2433 1/8" thick, Spacing Collar. \$1.95

R-2434 1/4" thick, Spacing Collar. \$2.15

R-2435 3/8" thick, Spacing Collar. \$2.35

R-2437 1/2" thick, Spacing Collar. \$2.50

R-6380 Rotary Planer (includes knives and wrench) \$14.95

R-6383 Set, two (2) knives for R-6380. \$4.95

*T.M. Black & Decker Mfg. Co.

Sanders, disc and drum type



Disc Sanders, 5/8" L.H. 18 thread hole.

R-7470 8" dia. Sander Disc Set (includes bevel edge disc, one 8" dia. pressure sensitive sandpaper disc No. 60 grit). \$7.95

R-467 6 assorted 8" pressure sensitive sandpaper discs 1 No. 50, 2 No. 60, 3 No. 80 grits). \$4.95

Disc Sand Paper, 8" diameter.

R-464 No. 80 grit pressure sensitive (set of 6). \$4.45

R-465 No. 60 grit pressure sensitive (set of 6). \$4.70

R-466 No. 50 grit pressure sensitive (set of 6). \$4.95

Drum Sanders, no adapter necessary.

R-1515 2 1/2" dia. Drum Sander, 3" long, 7/8" R.H. thread for models 925, 1030, R-1200, R-1400, R-1500 \$6.95

R-7468 2 1/2" dia. 3" long, Drum Sander, 5/8" R.H. thread for models R-1100, R-1150, R-1250, R-1350, R-1450, R-1500 series \$6.95

R-1514 1" Drum Sander, 3" long, 7/8" R.H. thread for models 952, 1030, R-1200, R-1400, R-1500. \$5.95

R-7473 1" Drum Sander, 3" long, 5/8" L.H. thread for models R-1100, R-1150, R-1250, R-1350, R-1450, R-1500 series \$5.95

Saber saw



R-1254 Saber Saw. Complete with 3 blades. \$16.95

R-201465 Saber Saw adapter kit for MB and GW. \$1.25

Saber Saw Blades set of 6

R-8026 15 teeth per inch \$1.95

R-8027 20 teeth per inch \$1.95

R-8024 7 teeth per inch \$1.95

R-8025 10 teeth per inch \$1.95

R-8028 Set of R-8024, R-8025, R-8027 \$1.00

TOUCH SCALES FOR THE BLIND

R-201298-02 Touch scale for R-1400. Includes rip, bevel, and miter scales. \$9.95

R-201299-02 Touch scale for R-1500 series. Include rip, bevel, miter scales. \$9.95

R-1202 Touch Scale for R-1250, R-1350, R-1450. \$9.95

Adapters, boring bits and router bits



R-1208 3/8" Drill Chuck w/key for models R-1250, R-1350, R-1450 \$4.95

R-1209 Drill and Chuck set R-1208, R-1210. \$15.00

REGULAR \$15.00 SPECIAL \$10.95

SAVE \$ 4.05

R-1210 5 pc. Drill set includes 1 each of the following: REGULAR \$10.05 SPECIAL \$6.95

SAVE \$3.10

R-1217 1/4" Spiral Bit (1/4" shank) \$1.00

R-1218 3/8" Spiral Bit (1/4" shank) \$1.35

R-1219 3/8" Spiral Bit (1/4" shank) \$1.85

R-1220 3/8" Spiral Bit (1/4" shank) \$2.35

R-1221 1/2" Spiral Bit (1/4" shank) \$3.50

R-201261 Adapter, 7/8" R.H. female thread for 1/4" straight shank bits. R-1500 series and 925, 1030, R-1200, R-1400. Does not fit R-1150, R-1250, R-1350, R-1450 \$3.95

R-201262 Adapter, 7/8" R.H. female thread for 1/2" R.H. 20 thread tools. Fits R-1500 series and 925, 1030, R-1200, R-1400. Does not fit R-1150, R-1250, R-1350, R-1450 \$3.95

Boring Bits—1/4" straight shank, R.H., for use with R-201261 Adapter, 925, 1030, R-1200, R-1400 and R-1500 series.

R-201266 1/4" Boring Bit R.H. spiral type. \$2.95

R-201268 3/8" Boring Bit (R.H.) \$.95

R-201269 1/2" Boring Bit (R.H.) \$.95

R-201270 3/8" Boring Bit (R.H.) \$1.15

R-201271 3/4" Boring Bit (R.H.) \$1.15

R-201272 3/8" Boring Bit (R.H.) \$1.25

R-201273 1" Boring Bit (R.H.) \$1.25

R-3570 Boring Bit Set, includes R-201261 adapter and all six bits shown above (Nos. R-201268 through R-201273) \$8.95

Router Bits, for use with R-201261 adapter, Special R.H. 1/4" shank.

R-201263 3/8" Router Bit (R.H.) \$3.95

R-201264 1/2" Router Bit (R.H.) \$4.95

R-201265 1/2" Dovetail Bit (R.H.) \$9.95

R-3808 3/8" Router Bit, L.H. \$4.75

R-3809 1/2" Router Bit, L.H. \$4.95

R-1109 Boring Bit Set, includes R-1108 adapter and six bits. Fits 925, R-1100, R-1150. (Nos. R-774 to R-779) \$8.95

R-1108 Adapter 5/8" L.H. thread and 1/4" hole for 1/4" straight shank bits. Fits all 3/8" blade arbors on DeWalt Radial Saws. \$2.95

R-774 3/8" Boring Bit, L.H. 1/4" shank \$1.25

R-775 1/2" Boring Bit, L.H. 1/4" shank \$1.25

R-776 5/8" Boring Bit, L.H. 1/4" shank \$1.35


R-777 3/4" Boring Bit, L.H. 1/4" shank \$1.35

R-778 7/8" Boring Bit, L.H. 1/4" shank \$1.45

R-779 1" Boring Bit, L.H. 1/4" shank \$1.45

R-780 1/4" Boring Bit, L.H. 1/4" spiral \$2.50

Abrasive, grinding and buffing wheels



Cut-Off Wheels, 5/8" bore

R-69 For cutting Ceramics—8" dia. x 3/2" thick. \$6.50

R-70 For cutting Steel—8" dia. x 3/2" thick. \$6.50

Cup Wheels, 5/8" bore

R-352 3 1/2" dia. x 2" wide, medium grit. \$6.95

R-353 3 1/2" dia. x 2" wide, fine grit \$6.95

Grinding Wheels, 5/8" bore

R-402 6" dia. x 1/2" thick \$5.95

R-403 4" dia. x 3/4" thick \$4.95

Buffing Wheels, 5/8" bore

R-427 6" dia. Cloth Buffers \$2.75

R-428 6" dia. Wire Brush \$3.25

R-429 Polishing & Buffing Set, cloth wheel & (4) Bars, Compound \$2.95

R-430 Buffing Compound Bars (set of 4) .. \$2.25

Safety guards and accessories



R-119826 Tool Guard. For all horizontal shaping, dadoing, disc sanding and sawing operations. Will accommodate tools up to 8" dia. . . \$14.95



R-9220 Shaper-Jointer Fence. For shaping and jointing operations. Feed fence has micrometer adjustments from 0 to 1/2" . . . \$29.95



R-201303 Grinding Guard Kit. Includes cup wheel guard, grinding wheel guard and tool rest. Use for all grinding operations. \$9.95



R-1107 Conversion Kit for 8" guard for R-1100. \$7.95

R-201432 9" Conversion Kit. For converting 9" saw guard to Automatic Safety Guard. Includes "free floating" lower safety rings and mounting screws. \$12.50

R-117808 10" Conversion Kit. Same as R-201432 except that it accommodates 10" dia. saw blade. \$13.50

R-1508 12" Conversion Kit. Same as R-201432 except that it accommodates 12" dia. saw blade. \$16.50

R-1504 12" Guard F/R 1500-1030 and GW. \$24.95

R-1434 Saf-T-Bak. Fastens to rear of machine arm. Automatically returns saw blade to rear of guide fence after cut. A must for extra safety. \$9.95




R-8040 Work Light \$8.50



R-1444 Saw Dust Catcher. Sturdy wire frame with translucent vinyl cover. Fits R-1250, R-1350, R-1450 machines and fits other models if modified. \$9.95



R-1441 Newest Ways to Expert Woodworking. A complete guide to power tool techniques. 196 pages. Designed to lay flat when open for easy reference \$3.95



R-203124 Splitter and Kick-Back device for 9" saw guard. Splitter separates wood when ripping—prevents saw bind. \$12.95

R-203882 Splitter and Kick-Back for Model R-1400 (10" guard) & R-1450. \$12.95

R-203883 Splitter and Kick-Back for R-1500 Series (12" guard). \$12.95

R-203999 DeWalt Stylish Green paint in spray can. \$2.50

R-1435 Safety key for all power shops. Packed 10 to carton \$9.00 \$9.00 ea.

R-1436 Set of arbor wrenches. For all power shop models. \$1.45

R-1437 Arbor nut for all power shop models. Packed 5 to a carton. \$6.50 \$1.30 ea.

Radial and bench saw blades

DeWALT SAW BLADES are specially designed for maximum performance. Remember—it is the blade that does the cutting. For complete satisfaction insist on DeWalt quality saw blades.

IMPORTANT! . . . ALWAYS KEEP YOUR SAW BLADES SHARP. DeWalt saw blades are available in two qualities.

Premium quality—A top quality blade made of the finest chrome nickel steel, tensioned for the ultimate in smooth vibration free cutting. Each tooth is ground to decimal dimensions for longer life. **Select quality**—A good quality blade made from a special steel, scientifically treated and accurately ground to a fine finish—A popular priced blade.

	RADIAL AND BENCH SAW BLADES	QUALITY	BORE	TEETH	LIST PRICE
	R- 993 7" Plywood Veneer	Select	5/8"	200	\$ 4.75
	R- 994 7" Cabinet Thin Rim	Select	5/8"	52	4.75
	R- 995 8" Comb. Cabinet Thin Rim	Select	5/8"	52	5.95
	R- 996 8" Plywood Veneer	Select	5/8"	176	5.95
	R-1035 8" Plywood, Hollow Ground	Premium	5/8"	180	11.95
	R-1037 8" Combination, Chisel Tooth	Select	5/8"	26	3.95
	R-1038 8" Combination, Chisel Tooth	Premium	5/8"	26	4.95
	R-1010 8" Planer, Hollow Ground 4 cutter, 1 raker	Select	5/8"	60	5.95
	R-1266 8" Planer, Hollow Ground 4 cutter, 1 raker	Premium	5/8"	70	12.95
	R-1521 8" Ferrous Metal Cutting		5/8"	Friction Disc.	4.95
	R- 997 9" Combination, Chisel Tooth	Select	5/8"	48	5.95
	R-1042 9" Combination, Novelty Tooth 4 cutter, 1 raker	Select	5/8"	65	5.95
	R- 954 9" Combination, Novelty Tooth 2 cutter, 1 raker	Premium	5/8"	48	7.50
	R-1011 9" Planer, Hollow Ground 4 cutter, 1 raker	Select	5/8"	65	8.95
	R-1252 9" Planer, Hollow Ground 4 cutter, 1 raker	Premium	5/8"	70	15.95
	R-1425 9" Rip	Select	5/8"	36	5.45
	R-1402 9" Rip	Premium	5/8"	32	8.95
	R- 988 9" Combination, Carbide Tip		5/8"	8	18.95
	R- 990 9" Combination, Hard Tip		5/8"	30	7.50
	R-1714 9" Non-Ferrous Metal Cutting		5/8"	100	7.95
	R-1041 10" Combination, Chisel Tooth	Premium	5/8"	30	7.95
	R-1012 10" Combination, Novelty Tooth 4 Cutter, 1 Raker	Select	5/8"	75	5.95
	R- 980 10" Combination, Novelty Tooth 2 Cutter, 1 Raker	Premium	5/8"	54	8.50
	R-1013 10" Planer, Hollow Ground 4 Cutter, 1 Raker	Select	5/8"	75	11.95
	R-1264 10" Planer, Hollow Ground 4 Cutter, 1 Raker	Premium	5/8"	75	17.95
	R-1426 10" Rip	Select	5/8"	36	5.95
	R-1420 10" Rip	Premium	5/8"	32	10.95
	R- 989 10" Combination, Carbide Tipped		5/8"	8	19.95
	R- 991 10" Combination, Hard Tip		5/8"	34	8.95
	R-1014 10" Plywood Veneer		5/8"	200	10.95
	R- 992 12" Combination, Novelty Tooth 2 Cutter, 1 Raker	Premium	5/8"	60	12.95
	R-1034 12" Combination, Chisel Tooth	Premium	5/8"	44	13.50
	R-1110 "3-in-1" Saw Blade Package includes: one R-993—7" Plywood Veneer Blade, one R-1010—8" Hollow Ground Planer blade, one R-1037—8" Combination Blade. Regular Value \$14.65				12.88
	R-1431 10" "3-in-1" Blade Package includes: R-1013 Planer Blade, R-1426 Rip Blade, R-996 8" Plywood Veneer Blade. Regular Value \$23.05				21.88

Black & Decker manufactures a complete line of portable saw blades.


SAVE \$1.77

Regular Value \$23.05

SAVE \$1.77



Every Black & Decker product has been carefully inspected before shipment, and we guarantee to correct any defect caused by faulty material or workmanship. Our obligation assumed under this guarantee is limited to the replacing of any part or parts which prove to our satisfaction, upon examination, to have been defective and which have not been misused or carelessly handled. Arrangements for service on DeWalt products must be made through our Factory Service Branches, Authorized Service Stations or with our Factory. We reserve the right to decline responsibility where repairs or replacements have been made or attempted by others. No other guarantee, written or verbal, is authorized on our products.



BLACK & DECKER MAKES A COMPLETE LINE OF PORTABLE POWER TOOLS FOR HOME & GARDEN



DEWALT

THE BLACK AND DECKER MFG. CO.,
TOWSON, MD., 21204

BLACK AND DECKER MFG. CO., LIMITED, CANADA BROCKVILLE, ONTARIO, CANADA
WAREHOUSES CALIFORNIA 94804, Richmond, 1732 Wright Ave. Phone: 415 235-4232. CONNECTICUT 06051, New Britain, 595 John Downey Drive, Phone: 203 225-8415. GEORGIA, Atlanta, 3271 Hamilton Blvd., S.W. Phone: 404 761-8031-2. ILLINOIS 60018, Des Plaines, 2180 So. Wolf Rd. Phone: 312 827-7145 (sales off: 827-0083). MARYLAND 21074, Hampstead, Phone: 301 TE 3-4444. MISSOURI 64116, N. Kansas City, 1343 Murray St. Phone: 816 VI 2-6350 **MANUFACTURING PLANTS** Lancaster, Pa.; Solon, Ohio; Towson, Md.; Fayetteville, N.C.; Hampstead, Md., U.S.A.; Brockville, Ontario, Can.; Mexico D.F., Mex.; Harmondsworth Middx., Maidenhead, England; Croydon, Vic., Australia; Lyon, France; Milan, Italy **SALES AND SERVICE SUBSIDIARIES** Brussels, Belgium; Copenhagen, Denmark; Dusseldorf, Germany; Mexico, D.F., Monterrey, Guadalajara, Mexico; Auckland, Wellington, Christchurch, New Zealand; Rotterdam, Netherlands; Oslo, Norway; Johannesburg, Cape Town, Durban, South Africa; Goteborg C, Sweden; Caparra Heights, Puerto Rico; Zurich, Switzerland.

Factory Sales and Service Branches

	Area Code	Telephone No.
ALABAMA 35233, Birmingham, 1717 Third Ave., South	205	324-8891
ARIZONA 85004, Phoenix, 537 E. McDowell Rd.	602	AL 8-1332
ARKANSAS 72201, Little Rock, 519 W. Seventh St.	501	FR 2-3040
CALIFORNIA 92802, Anaheim, 1235 South Euclid Ave.	714	772-4050
90007, Los Angeles, 2432 S. Broadway	213	RI 9-0371
94608, Oakland, 1107 E. 14th St.	415	TE 4-5844
95814, Sacramento, 1915 Seventeenth St.	916	444-3188
92105, San Diego, 3811 El Cajon Blvd.	714	AT 1-3331
94080, South San Francisco, 1139 Airport Blvd.	415	871-7278
95050, Santa Clara, 2291 "The Alameda"	408	241-9162
COLORADO 80204, Denver 675 Kalamath St.	303	222-0821
CONNECTICUT 06114, Hartford, 131 Meadow St.	203	249-8241
DISTRICT OF COLUMBIA (see Bladensburg, Md.)		
FLORIDA 33142, Miami, 2075 N.W. 54th St.	305	NE 3-9839
32208, Jacksonville, 5224 Pearl St.	904	358-2951
32806, Orlando, 940 S. Orange Ave.	305	241-4015
33609, Tampa, 3407 S. Dale Mabry Hwy.	813	838-8351
GEORGIA 30313, Atlanta, 318 Techwood Drive, N.W.	404	JA 4-0431
HAWAII 96813, Honolulu, 675 Auahi St.	808	569-374
ILLINOIS 60607, Chicago, 1100 W. Jackson Blvd.	312	TA 9-3500
60646, Chicago, Lincolnwood, 6710 Crawford Ave.	312	OR 3-0923
60655, Chicago, Beverly Hills, 10708 S. Western Ave.	312	BE 3-8632
INDIANA 46202, Indianapolis, 1125 W. 16th St.	317	832-5589
47708, Evansville, 931 Bond St.	812	425-4288
IOWA 50312, Des Moines, 2811 Ingersoll Ave.	515	CH 4-7257
KANSAS 67214, Wichita, 203 No. Mathewson St.	316	FO 3-6571
KENTUCKY 40221, Louisville, 4407 Park Blvd.	502	368-1485
LOUISIANA 70112, New Orleans, 2010 Poydras St.	504	522-2544
MARYLAND 21211, Baltimore, 203 West 28th St.	301	HO 7-7411
21205, Baltimore (East), 4712 Erdman Ave.	301	485-5550-1-2
20710, Bladensburg, 4501 Baltimore Avenue	301	778-3808-09
21204, Towson, 701 E. Joppa Rd.	301	VA 3-4400
MASSACHUSETTS 02135, Boston, 12 Market St. (Brighton)	617	ST 2-8284
MICHIGAN 48219, Detroit, 18133 W. McNichols Rd.	313	534-8880
48234, Detroit, 11360 East Seven Mile Rd., Mt. Elliott	313	527-5010
49509, Grand Rapids, 1296 36th St., S.W.	616	454-7708
MINNESOTA 55408, Minneapolis, 2815 Nicollet Ave.	612	TA 3-5283
MISSOURI 64108, Kansas City, 2705 McGee Trafficway	816	HA 1-1493
63110, St. Louis, 815 S. Vandeventer Ave.	314	JE 3-2210
NEBRASKA 68102, Omaha, 2218 Leavenworth St.	402	345-2330
NEW JERSEY 07104, Newark, 868 Broadway	201	HU 3-1076
NEW MEXICO 87110, Albuquerque, 4700 Lomas Blvd., N.E.	505	265-8401
NEW YORK 14209, Buffalo, 881 W. Delavan Ave.	716	TT 4-8220
10462, New York, 1894 Tremont Ave. (Bronx)	212	SY 2-2700
10014, New York, 227 Varick St. (Manhattan)	212	WA 9-8450
11377, New York, 56-15 Queens Blvd. (Woodside)	212	DE 5-1042
14620, Rochester, 478 Clinton Ave., S.	716	454-3814
13224, Syracuse, 2140 Erie Blvd., E.	315	446-3086
NORTH CAROLINA 28206, Charlotte, 1710 W. Graham St.	704	FR 5-3721
27403, Greensboro, 1008-1010 West Lee St.	919	275-4487
28306, Fayetteville, Highway 301, South	919	425-1181
OHIO 45203, Cincinnati, 1225 Western Ave.	513	421-2275
44113, Cleveland, 3801 Detroit Ave.	216	OL 1-4243
43202, Columbus, 3293 N. High St.	614	AM 8-5797
45420, Dayton, 617 Watervliet Ave.	513	252-1821
44139 Solon, 8225 Cochran Rd.	216	CH 8-5330
43608, Toledo, 2629 W. Central Ave.	419	475-6771
OKLAHOMA 73106, Oklahoma City, 1717 Linwood Blvd.	405	CE 2-7515
74114, Tulsa, 2602 S. Harvard	918	747-1558
OREGON 97209, Portland, 1840 N.W. Johnson St.	503	CA 8-8631
PENNSYLVANIA 17112, Harrisburg, 6070 Allentown Rd.	717	EX 5-0851
17604, Lancaster, 715 Fountain Ave.	717	KI 3-5831
19103, Philadelphia, 333 N. 20th St.	215	LO 4-5520
15232, Pittsburgh, 5437 Baum Blvd.	412	362-2700
RHODE ISLAND 02914, East Providence, 2777 Pawtucket Ave.	401	434-1655
SOUTH CAROLINA 29601, Greenville, 407 Pendleton St.	803	232-3038
TENNESSEE 37917, Knoxville, 1123 N. Central St.	615	546-2481
38106, Memphis, 921 South Third St.	901	WH 2-3244
37210, Nashville, 533 Fourth Ave., South	615	254-0110
TEXAS 79106, Amarillo, 3008 West 6th Ave.	806	DR 3-1531
75207, Dallas, 1808 N. Industrial Blvd.	214	RI 1-8401
76103, Fort Worth, 1801 Bomar St.	817	ED 8-0175
77003, Houston, 105 Sampson St.	713	CA 8-7521
78210, San Antonio, 1314 S. St. Mary's St.	512	LE 4-4611
UTAH 84115, Salt Lake City, 1541 S. Second West	801	HU 8-7058
VIRGINIA 23517, Norfolk, 337 West 21st St.	703	625-8888
23222, Richmond, 1424 Chamberlayne Ave.	703	849-9245
22046, Falls Church, 129 Annandale Road	703	533-1147
WASHINGTON 98109, Seattle, 434 Eighth Avenue N.	206	MA 3-6442
99202, Spokane, 3025A E. Mission Ave.	509	KE 4-7188
WEST VIRGINIA 25301, Charleston, 116 Washington St., East	304	343-0289
WISCONSIN 53213, Milwaukee, 6301 Blue Mound Rd.	414	GR 6-7800

Authorized Service Stations

ALABAMA, Montgomery	NEVADA, Reno
ALASKA, Anchorage, Fairbanks	OHIO, Youngstown
ARIZONA, Tucson	PENNSYLVANIA, Allentown, Erie
CALIFORNIA, Fresno, Stockton	SOUTH CAROLINA, Charleston
CONNECTICUT, New Haven	SOUTH DAKOTA, Rapid City
DELAWARE, Wilmington	TEXAS, Corpus Christi,
FLORIDA, Pensacola	El Paso, Harlingen
IDAHO, Boise, Lewiston	VIRGINIA, Roanoke
INDIANA, South Bend	WASHINGTON, Yakima
INDIANA, Westbrook	WEST VIRGINIA, Wheeling
MISSISSIPPI, Jackson	