

**TILTING ARBOR SAW**  
Arbor tilts, makes over 20 different saw cuts, work always flat on table.




**PERFECT DADO WORK**  
Cut from above, follow layout marks easily, does over 20 different dado cuts.



**TILTING ARBOR SHAPER**  
Makes 50% more shapes per cutter than ordinary shapers. Shaper Guard protects you always.




**TILTING ARBOR DISC SANDER**  
Tilts any angle, usable many ways, work lies flat on table.




**HORIZONTAL DRILL**  
Direct power drive assures unequalled boring at any angle. Ideal shop tool for dowel work, etc.



**ALUMINUM CUTTER**  
Non-Ferrous Blade cuts aluminum and other light non-ferrous metals at all angles.



**SABER SAW**  
Tilts to any angle, work lies flat. Cuts curves in wood, plastic and light metal.



**BIG 12" LATHE**  
Features 12" swing, 37" between centers. Costs little, does a lot.



**WOOD SURFACER**  
Cutter easily cleans up and salvages discarded lumber, re-works irregular sizes.




**SHOP QUALITY GRINDER**  
Grinding wheel tilts to any desired angle for all grinding jobs.



**FULL CONTROL ROUTER**  
Sets up fast, moves along arm for angles or used with fixture for patterns.



**UNIVERSAL SHOP TOOL**  
Change the cutter on saw, arbor, have another power tool instantly.



**\*MODEL MB**  
¾ h.p., 9" saw  
cross cuts 15" x 1"  
cuts 2½" deep, rips 24" wide

and... here's the superb skill, safety and service that make you proud of owning a

**Amf DEWALT POWER SHOP**

**PLUS . . . these 6 features**  
(as shown on cover)  
found only in a De Walt

- Safety Key Switch
- Feather Touch Control
- \*Big ¾ h.p. Direct Drive Motor
- Bulldo into Workbench
- Motorized Arm Rotates 360°
- All Set-ups Above Table

Here's the first power tool in its field that's actually scaled down from a "job-tested" industrial model to the ideal size for home and small shop use at the lowest possible price to you. Over 30 years research and dependable experience went into its making.

Ask the experts . . . the men with whom you do business, the carpenters, cabinet makers, lumber men, and others. They will tell you that AMF DeWalt can't be matched for any kind of woodworking, whether you plan to build fine furniture, do needed repairs or build your own home.

These pages offer an impressive picture of AMF DeWalt Plus Values . . . the solid benefits you get ONLY in the amazing AMF DeWalt Power Shop . . . It's the ONE really safe, easy-to-use, accurate machine so designed that working with it even the inexperienced can do everything in woodworking.

**COMPARE!** You'll find that AMF DeWalt Power Shop offers you values today that other power tools may offer tomorrow. **BUY YOURS NOW AND START SAVING MONEY.** AMF DeWalt advanced design will keep you ahead for years!

\*UL and CSA Approved

# COMPARE! THESE AMF DEWALT OPERATING ADVANTAGES

you'll enjoy Lifetime Satisfaction



Big Capacity . . . 9" long cuts 45" boards on full 2" stock, fits to center of 48" wide panels.



Adjust the saw to the lumber for all cutting . . . no need to shift the wood any more.



Layout marks are always in plain view on "top" of the board and easy to follow.



Saw tilts beyond 90° . . . makes any bevel cut with work flat on level table.



Safety Guard with built-in Kickback device stays on machine for all dadoing and other cuts.



Top Side Cutting action firmly holds lumber down on table and gaff fence, no side back wheel cross cutting.



Long boards are no problem because you have straight line handling on all jobs.



Cuts dadoes across the board in both directions, makes wide cuts with a small dado set this way.

**Model GW 10" Size**

Powerful 1 3/4 h.p. motor is ideal for small builders, shop owners and schools. Standard 10" saw cuts 3" deep, cross cuts 1 1/2" wide on 1" stock and ribs to center of 52" wide panels. If 4" deep cut is required, a 12" saw blade can be used. The finest value for your business. Buy yours today!



Portable Use only 183 lbs.

**SPECIFICATIONS**

| Model Saw | Motor 3423 R.P.M.                                  |
|-----------|--|
| MB-F 9"   | 3/4 h.p. 120 V., 1 Ph., 60 Cy., A.C.               |
| MB-E 9"   | 3/4 h.p. 220, 440 or 550 V., 3 Ph., 60 Cy., A.C.   |
| GW-I 10"  | 1 1/2 h.p. 120/240 V., 1 Ph., 60 Cy., A.C.         |
| GW-M 10"  | 1 1/2 h.p. 220, 440 or 550 V., 3 Ph., 60 Cy., A.C. |

**Optional Extras**

Free-floating Automatic Safety Guard plus other safety devices including Power Brake, Shaper Guard, Shaper Jointer Fence, etc.



Auto-Float Saw Guard

Cabinet No. 119900 for MB Model



Lancaster, Penna. U. S. A.  
in Canada  
De Walt Canada Ltd.  
Guelph, Ontario

**FREE DEMONSTRATION**

We will gladly demonstrate this new AMF DeWalt Power Shop to you upon request.

**EASY BUDGET TERMS**

If a power tool does not offer these big **6 FEATURES** then you will not benefit with the latest and safest for you... **DE WALT**



- Safety Key Switch
- Builds into Workbench
- Feather Touch Control
- Motorized Arm Rotates 360°
- \*Big 3/4 h.p. Direct Drive Motor
- All Set-ups Above Table



*Original Motorized Arm Rotates Full 360°*



Here's how the fabulous **AMF DE WALT MOTORIZED ARM** brings out the expert in you

Now... enjoy the easy dexterity of a professional's skills as you yourself, cut with accuracy even experts cannot match!

The amazing AMF DeWalt Power Shop features the fabulous Motorized Arm with a powerful, custom-built AMF DeWalt 3/4 h.p. direct drive motor on which you can mount circular cutting tools.

Try it! See how easily the arm (a) swings right or left for angles. Calibrated miter scale (b) is at eye-level to show precisely the angle

you want. Built-in stops automatically locate 0 and 45°.

See how accurately you make straight line cuts at any angle without shifting lumber. AMF DeWalt "top-side" cutting lets you see your mark, delights you with its accuracy. No guess-work, no mistakes means that the novice woodworker can now tackle major jobs with confidence!

**AT THE SHOULDER**



The arm raises or lowers AMF DeWalt measures for you... each full turn of the red elevating knob (c) lifts or lowers the arm exactly 1/4 inch. This is precision depth control at its finest!

**AT THE ELBOW**



The motor yoke swivels 360° AMF DeWalt motor yoke (d) automatically locks at all four 90° positions... changes from cross cut to rip in less than five seconds!

**AT THE WRIST**



The motor tilts to any angle AMF DeWalt motor (e) tilts and automatically sets at 0, 45° and 90° positions PLUS any "in between" angle for bevel cuts

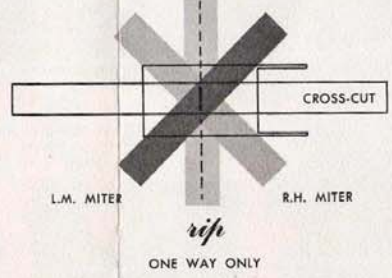
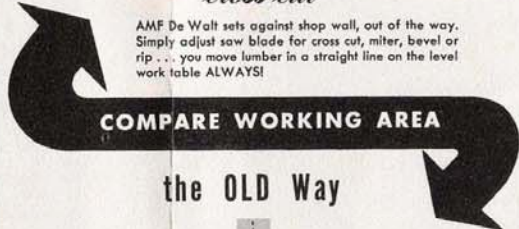
*Makes all Home Woodworking Easy!*

**AMF DE WALT** uses 75% less working area... adjust the saw to the work

Actual shop working area needed is more important than the floor space occupied by the power tool itself. Our compact model MB 9" size occupies only 2 ft. x 3 ft. space, but it actually uses 75% less working area than ordinary table saws, as proved here!

even the smallest work-room can accommodate a De Walt

It's wonderful! Don't delay... act NOW! Put the new 1956 AMF DeWalt Power Shop in your small work-room and enjoy its benefits for years to come.



Saw blade in ONE location. You must always shift lumber for cross cut, miter, bevel or rip and need work space all around the table saw. Usually sets in center of shop and always in your way!

you can build it into a **WORK BENCH**



Arm sets against wall, work table clear

OUR time. You, too, will be proud and happy as you step up to your workbench... precision cut on your AMF DeWalt Power Shop... swing its arm against wall to clear table... then put your project together on the big workbench.

*and... Imagine!*

you get not only streamlined materials handling but in addition you get all these **EXTRA BENEFITS** in your own shop from De Walt

- Big saw capacity ✓
- Safer top-side cutting ✓
- See your lay out marks ✓
- See your actual cut ✓
- Simplified operation ✓
- Quick-set locating stops ✓
- 3-Dimensional flexibility ✓

Also, the custom-built AMF DeWalt direct drive motor means no belts, pulleys, gears to fuss with... saves you the cost of table inserts, work clamps, stop rods, table extensions, etc. AMF DeWalt advanced styling keeps you years ahead in every way!

**FREE** workbench plans available to all De Walt owners