


**INSTRUCTIONS FOR ASSEMBLY OF
PEDESTAL TYPE**



**CRAFTSMAN
TOOL STAND 99-2957**

FOR BAND SAW - CAT. NO. 2428

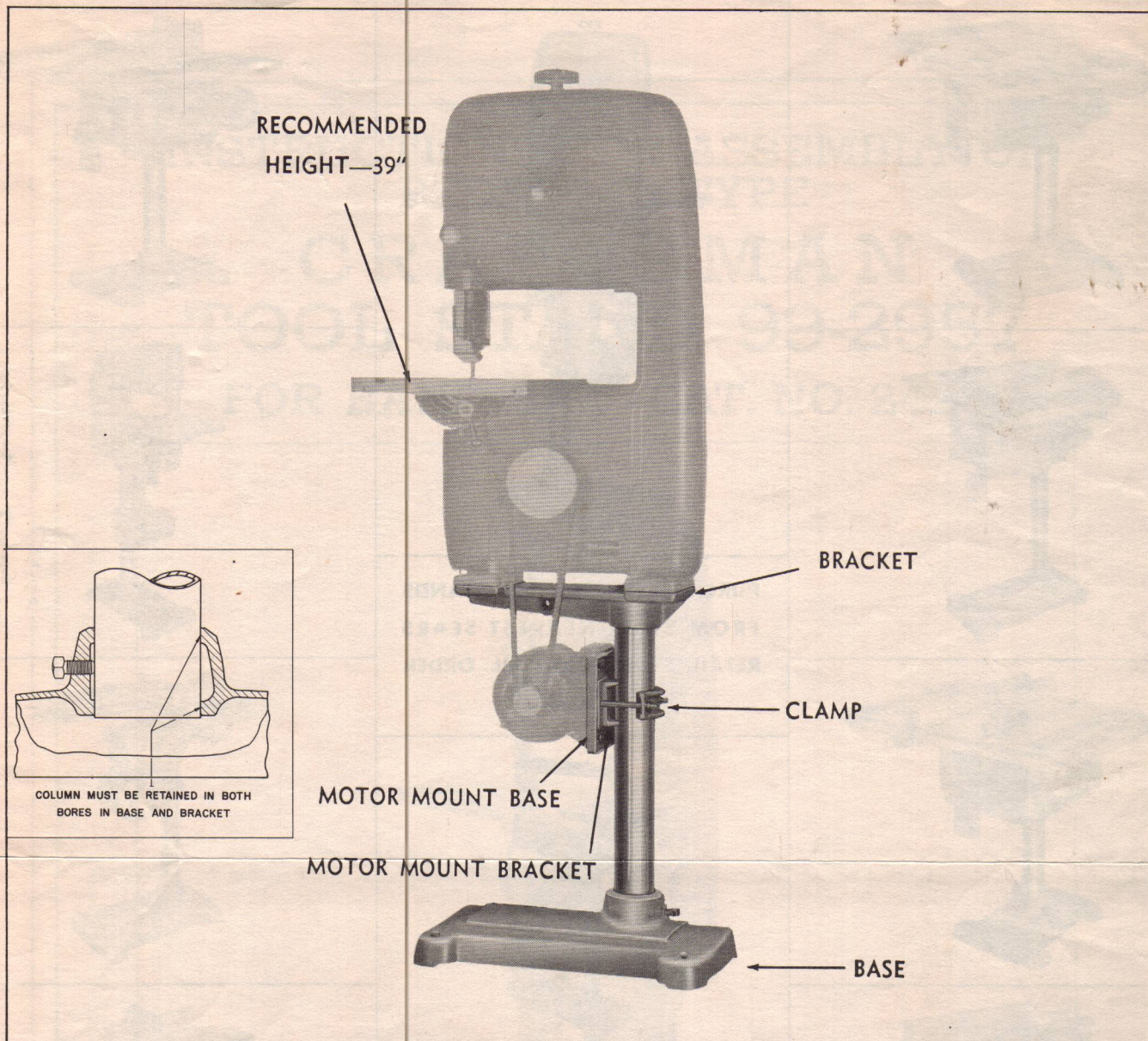


**SEARS, ROEBUCK and CO.—U.S.A.
SIMPSONS-SEARS LIMITED—CANADA**

LITHOGRAPHED IN U.S.A.



Through the use of Casters, which may be purchased under Cat. No. 2819, you can better utilize your Workshop Area.



ASSEMBLY INSTRUCTIONS

Assemble the column into the base casting and tighten the square head set screw securely. Attach your motor to the motor mount base with four 5/16-18 x 2" square head bolts, and the nuts and washers provided. Position the motor mount bracket and clamp, as shown in illustration, and slide entire unit over column to an approximate position. Secure lightly for final adjustment.

Position large bracket on column and tighten set screw.

Fasten your Band Saw to the assembled tool stand using two 5/16-18 x 2 inch bolts with nuts and washers in the front foot and the single 5/16-18 x 1 1/4" bolt with a washer in the rear foot.

Final adjustments can now be made for belt installation.

1. Shift motor on motor base until the two pulleys are in the same plane.
2. Adjust the entire motor mount assembly up or down on column for proper tensioning of belt.

A spacer and carriage bolt has been included which will permit mounting a Powr-Panl, Cat. No. 2120, if so desired.





The illustrations show a suggested position at one of the forward tool mounting holes. Mount the switch to best suit your needs.

After removing one of the mounting bolts, attach the switch with the long carriage bolt using the spacer between the Powr-Panl bracket and the tool mounting bracket to provide adequate accessibility for motor cord plug.

AVAILABLE ACCESSORIES

PURCHASE FROM YOUR NEAREST SEARS RETAIL STORE OR MAIL ORDER HOUSE.

- SET OF 4 CASTERS — CAT. NO. 2819 — FOR READY MOBILITY**
BELT GUARD — CAT. NO. 2907-43" BELT LENGTH REQUIRED WHEN GUARD IS USED
POWR PANL — CAT. NO. 2120 — FOR SAFE HOOK-UP



*Sears
Wallace
Quality
Shop's
Price*

**PURCHASE THESE TOOL STANDS
FROM YOUR NEAREST SEARS
RETAIL STORE OR MAIL ORDER
HOUSE.**

