

Sears

CRAFTSMAN®

Power and Hand Tools

Including Building and Cabinet Hardware **1970**

SAFETY SEAL
power tool institute



(COMPLETE INDEX ON PAGE 105)


Abrasives.....	67, 70	Hatchets.....	80	Saws: Band.....	32, 33
Adhesives.....	70, 76	Hoists.....	97	Bench.....	26-28
Air Tools.....	8	Impact Tools.....	8, 9, 100	Hack.....	48, 99
Auto Tools.....	88, 100-103	Jointer-Planers.....	34	Hand: Electric.....	12, 13
Belts.....	19	Lathes.....	35, 40-43	Manual.....	80
Benches.....	35, 37, 104	Levels.....	83, 86	Jig.....	33
Blades, 10, 11, 30-33, 48, 81, 99		Locks, Door.....	60-63	Radial Arm.....	22-25
Blow Torches.....	72	Mailboxes.....	64, 65	Reciprocating.....	10
Braces.....	84	Masons' Tools.....	88	Sabre.....	10, 11
Cabinet Hardware.....	54-59, 66	Mechanic's Tool Sets.....	112-116	Other.....	81, 99
Cabinets, Chests, Tool.....	106, 107	Miter Boxes.....	81	Shapers.....	36
Cabinets, Utility.....	105	Molding Cutter Heads.....	29	Shelving.....	52-54
Chisels.....	77, 95	Motors.....	20, 21, 38	Socket Sets.....	110-112
Dadoes.....	29	Planers, Power.....	15	Sockets.....	8, 9, 108, 110, 111
Door Hardware.....	54, 60-63, 66	Planes.....	82	Stands, Tool.....	5, 23, 34, 37
Drawer Hardware.....	54-59, 66	Pliers.....	90, 91	Surveying Instruments.....	86, 87
Drill Presses.....	38, 39, 43	Plumbers' Tools.....	72, 74, 75	Tapes, Measuring.....	85
Drills.....	2-5, 84	Precision Tools.....	92-94	Taps and Dies.....	75, 98, 99
Files.....	89	Punches.....	83, 94, 95	Vacuum Cleaners.....	49
Grinders.....	15, 67-69	Rivet Tools, Staplers.....	79	Welding Equipment.....	44-47
Hammers.....	78	Routers.....	14	Wrenches.....	74,
		Sanders.....	16-18, 36, 67, 70		91, 100-103, 108-110

Satisfaction Guaranteed or your money back
SEARS, ROEBUCK AND CO.

3/8-inch Drills with trigger-squeeze speed control

• Many more uses than a 1/4-inch drill because you get slower speed and extra torque... even drill masonry without speed reducer

• Start holes without skipping or jumping... drive self-tapping screws without pilot hole or center punch




DRILLS METAL



DRILLS BRICK, MASONRY



DRILLS CERAMIC TILE



DRILLS PLASTIC



CUTS HOLES IN WOOD



DRIVES SCREWS

—and for still more ways you can use these drills, see the drill attachments described on pages 6 and 7

Multi-speed... just squeeze the trigger for instant speed change
3 constant-speed settings for continuous running
Reversible... flip switch to back out



Without bit
\$34.99



Without bit
\$24.99

Medium-duty Multi-speed

\$24.99 without bit

1 CRAFTSMAN. Just increase pressure on the trigger to step up speed and torque. Trigger can be locked at maximum speed for continuous running; safety release unlocks trigger instantly when desired.

Motor develops 1/4 HP. No-load speed 0 to 1200 rpm. Double-reduction gears for extra torque, steady power. Bronze sleeve bearings. Geared chuck with key. Pin-type spindle lock for easy chuck removal.

Rigid sectional aluminum housing for extra strength; polished finish. 8 1/2 in. long. Operates on 110-120-volt, 60-cycle AC. UL listed. 8-ft. 3-wire cord with adapter for 2-hole outlet included. Guaranteed for one year... see page 15 for details.

Shipping weight 4 pounds 2 ounces.
9 KT 1115.....\$24.99

Heavy-duty reversible with exclusive Tri-Lock

\$34.99 without bit

2 CRAFTSMAN. You get all the advantages of instant-change variable speed plus the effortless operation of 3 constant-speed settings: high, medium or low. Just squeeze trigger for extra speed and torque... or lock trigger in any constant-speed position and keep drill operating at that speed without pressing trigger. Safety release permits quick change from one constant speed to another or back to variable speed.

If bit ever gets stuck, just flip reversing switch and back out. Motor develops 1/4 HP. No-load speed 0 to 1150 rpm. Double-reduction, precision helical gears for extra torque, steady power and long life. Ball bearings at heaviest wear points for extra operating efficiency and durability. Geared chuck with key. Pin-type spindle lock for easy chuck removal. Rigid sectional housing of polished aluminum. 9 in. long.

Operates on 110-120-volt, 60-cycle AC. UL listed. 8-ft. 3-wire cord with adapter for 2-hole outlet. Guaranteed one year... see page 15.
9 KT 1135—Shipping weight 4 pounds 15 ounces.....\$34.99

Similar to above but without reversing gear, constant-speed settings.
9 KT 1134—Shipping weight 4 pounds 9 ounces.....\$29.99



CRAFTSMAN® Medium-duty

\$19.99 without bit

Motor develops 1/4 HP. Oil-impregnated bronze sleeve bearings for long life. Rigid sectional housing of polished aluminum alloy. Locking trigger switch for continuous running; safety release included.

Double-reduction gears for added torque. Pin-type spindle lock for quick chuck removal. No-load speed 1200 rpm. 8 1/2 in. long. 8-ft. 3-wire cord with adapter. Operates on 110-120-volt, 60-cycle AC. UL listed. Brushes easily replaced by removing handle cover. Guaranteed one year... see page 15 for details.

9 KT 1112—Shipping weight 4 pounds 1 ounce. \$19.99

Single-speed 3/8-inch Drills



COMPANION Light-duty

\$9.88 without bit


Motor develops 1/4 HP. Excellent for light-duty use and occasional building or repair projects. Not CRAFTSMAN Sleeve bearings. Locking trigger switch for continuous run; safety release. No-load speed 1200 rpm.

Double-reduction gears for extra torque. Geared chuck with key. Pin-type spindle lock for easy chuck removal.

High-impact plastic handle. Painted aluminum housing. 9 in. long. 6-ft. 3-wire cord with adapter for 2-hole outlet. Operates on 110-120-volt, 60-cycle AC. UL listed. Guaranteed 90 days... see page 15 for details.

9 KT 1121—Shipping weight 3 pounds 12 ounces...\$9.88

Dial the speed that's best for drilling any material.. wood, metal, plastic, masonry, ceramics.. you get full torque at ALL speeds



\$44⁹⁹ without bit

CRAFTSMAN® Reserve-Power Multi-speed 3/8-inch Drill with Dial Speed Control

Motor develops 3/4 HP. Ball and needle bearings throughout for longer life. Don't confuse it with multi-speed drills that have to reduce power to get lower speeds. In this drill, a special silicon-controlled rectifier automatically feeds in more power to maintain full torque, even when drilling through heavy load materials like iron, steel and masonry that require low drilling speeds.

You can dial any speed between 1000 and 2000 rpm. This permits you to select the speed and bit size recommended for each material by the convenient

reference chart mounted on the drill. Bits last longer when you use the right speed for the job.

Double reduction gears for steady power. Polished aluminum housing is sectional type for extra strength. Minimum chuck offset for getting into tight places. Locking trigger switch with safety release. Removable side handle for sure two-hand control. 9 3/4 inches long. 8-foot 3-wire cord and adapter included. 110-120-volt, 60-cycle AC. UL listed.

Guaranteed one full year... see page 15 for details. 9 KT 1103—Shpg. wt. 5 lbs. 12 oz. \$44.99

5-pc. Screwdriver Set

For multi-speed drills. Includes slotted bit for No. 5 and No. 6 screws; slotted bit for No. 8 and No. 10 screws; Phillips-type bits No. 1 and No. 2; and power socket adapter for all 1/4-in. square drive sockets.

9 KT 2565—Wt. 8 oz. Set \$3.99

Permanex® Cases

1 Fitted. Gives top protection to any 1/2 or 3/8-inch compact electric drill. Double-wall polyethylene has tremendous resistance to impact and abuse... even at 20° below zero. Won't chip, crack or rust. Resists acids and oils. Lift-out tray. 16x13 1/2 x 5 in. deep. Wt. 4 lbs. 8 oz. 9 KT 1494..... \$5.99

2 Non-fitted. 12 1/2 x 9 x 4 1/4 in. Shpg. wt. 1 lb. 11 oz. 9 KT 1487..... \$3.99

Sears Has a Credit Plan to Suit Your Needs

SEE BIG BOOK OR ASK FOR DETAILS

All Drills on these 2 pages meet safety standards of the Power Tool Institute (below)



- Every motorized tool has been inspected under power.
- Tools are equipped with proper grounding device for your safety.
- Tools include complete set of instructions for safe operation.
- Tool manufacturer is P.T.I. member... endorses its safety rules for power tools.

1/4-inch Electric Drills

\$32⁹⁹ without bit

Heavy-duty reversible variable-speed with exclusive Tri-lock

Change pressure on the trigger-squeeze control to change speed and torque instantly to fit the demands of the job... or lock the trigger in high, medium or low position for continuous drilling (safety release included). And if the bit ever gets stuck, just flip the reversing switch and back right out.

Motor develops 1/2 HP. No-load speed 0 to 1900 rpm. Ball bearings at heaviest wear points for long life. Double-reduction, precision helical gears for extra torque and steady power. Pin-type spindle lock for easy chuck removal. Polished aluminum sectional housing. 8 3/4 in. long over-all. 110-120-volt, 60-cycle AC. 8-ft. 3-wire cord with adapter. UL listed. Guaranteed 1 year... see page 15. 9 KT 1133—Shipping weight 4 pounds 9 ounces..... \$32.99

Single-speed

3 CRAFTSMAN Medium-duty. Motor develops 1/2 HP. Oil-impregnated bronze sleeve bearings. Rigid sectional housing of rugged aluminum alloy. Pin-type spindle-lock for fast chuck removal. Locking trigger switch for continuous running; safety release. Single-reduction gears. Key chuck. No-load speed 2400 rpm. 7 3/4 inches long. 8-foot 3-wire cord and adapter are included. 110-120-volt, 60-cycle AC. UL listed. Guaranteed for 1 year... see page 15.

Shipping weight 4 pounds 5 ounces. 9 KT 1109..... \$14.99

4 COMPANION Light-duty. Motor develops 1/4 HP. Sleeve bearings. Sectional aluminum alloy and high-impact plastic housing. Locking trigger switch; safety release. Single-reduction gears. Key chuck. No-load speed 2400 rpm. 7 3/4 inches long. 6-foot 3-wire cord and adapter are included. 110-120-volt, 60-cycle AC. UL listed. Guaranteed 90 days... see page 15.

Shipping weight 3 pounds 10 ounces. 9 KT 1120..... \$8.77



\$14⁹⁹ without bit


\$8⁷⁷ without bit

ALL 2 **Sears** 3

**CRAFTSMAN®
COMMERCIAL**

Heavy-duty Drill

Made to bore through
steel plate, cement
and other tough
materials



Trigger-squeeze speed control plus
3 constant-speed settings. Doubly
insulated . . . virtually shockproof

\$49⁹⁹
without bit

Industrial-quality $\frac{3}{8}$ -inch drill combines the advantages of instant-change variable speed and the effortless operation of 3 constant-speed settings: high, medium and low. Just squeeze the trigger for extra speed and torque . . . or lock the trigger in any constant-speed setting and operate drill as long as desired without maintaining pressure on the trigger. Safety release included. Start holes without jumping . . . drive self-tapping screws without a pilot hole or center punch.

Long-life motor develops $\frac{1}{2}$ HP. 0 to 1000 rpm. 100% ball-bearing construction for maximum efficiency and long life. Power-packed and ruggedly built to stand up under continuous use. Double-reduction, precision helical gears for extra torque,

steady power and durability. *Meets the rigid CRAFTSMAN COMMERCIAL standards below.*

Heavy-duty geared chuck with key. Pin-type spindle lock for easy chuck removal. Rigid sectional aluminum front housing with non-glare satin finish. High-impact polycarbonate rear housing and handles. Removable side handle mounts on either side.

Operates on 110-120-volt, 25-60-cycle AC. 8-ft. 2-wire cord . . . just plug into outlet. Two individual insulation systems make drill virtually shockproof. UL listed. 10 $\frac{1}{2}$ in. long overall. Guaranteed for 1 year . . . see page 15.

Shipping weight 6 pounds 5 ounces.
9 KT 1137 \$49.99

CRAFTSMAN® Carrying Case




Fits any $\frac{1}{4}$ or $\frac{3}{8}$ -inch compact drill. Tough Perma-nex® to protect drill and bits. See page 3 for details. 16x13 $\frac{1}{2}$ x5 in. deep. Shpg. wt. 4 lbs. 8 oz.
9 KT 1494 \$5.99

**CRAFTSMAN®
COMMERCIAL**

Look for this
label. It means
top quality

- A specially-designed tool to meet exacting requirements of industrial use.
- Extra heavy duty to stand up under continuous operation.
- Superb precision construction for extra accuracy.
- And a Sears price that makes it an outstanding buy for the professional and the home craftsman who demands the very top quality in tools.



40-piece Kit with $\frac{1}{4}$ -inch Drill

\$39⁹⁹

Includes CRAFTSMAN drill 9KT 1133 with chuck key and adapter (page 3) and Perma-nex case 9KT 1494 (including tray) above; 5-in. back-up pad with arbor, collar and screw; 6-in. lamb's wool bonnet; 3x $\frac{1}{2}$ -in. wire wheel; 3x $\frac{1}{2}$ -in. grinding wheel; and 18 sanding discs. Also includes 5 high-speed metal bits ($\frac{1}{16}$, $\frac{3}{64}$, $\frac{3}{32}$, $\frac{1}{8}$ and $\frac{1}{4}$ -in.); 2 masonry bits ($\frac{3}{16}$ and $\frac{1}{4}$ -in.); 2 screwdriver bits (1 flat, 1 Phillips); 2 pilot bits (No. 6, No. 10); paint mixer.
9 KT 1193—Shipping weight 11 lbs. 4 oz. Kit \$39.99

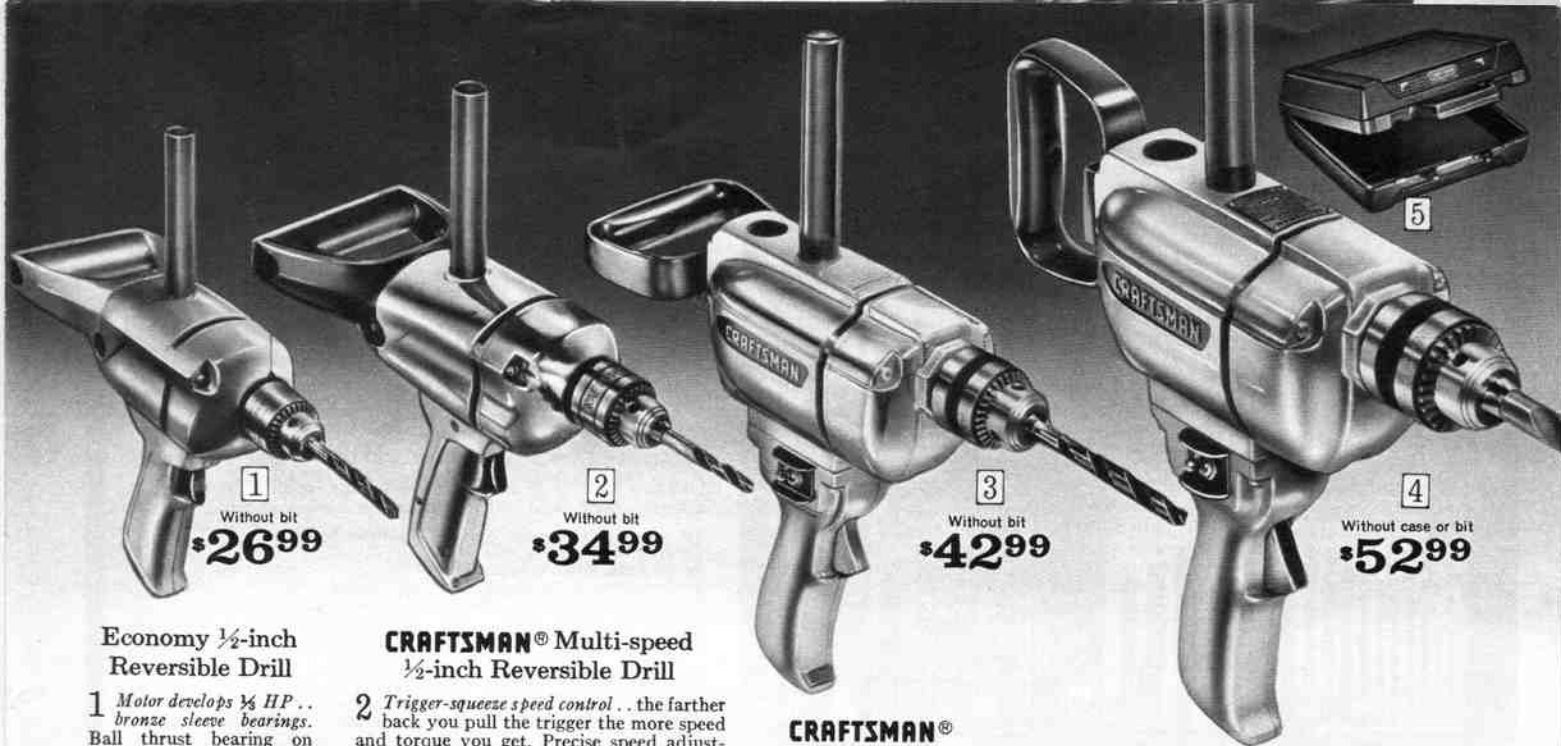


25-piece Kit with $\frac{3}{8}$ -inch Drill

\$21⁹⁹

Includes CRAFTSMAN drill 9KT 1112 with chuck key and adapter (page 2); Perma-nex case, size 13x9x5 in.; 5-in. back-up pad with arbor, collar and screw; 6-in. lamb's wool bonnet; and 12 sanding discs. Also includes 3 metal bits ($\frac{1}{16}$, $\frac{3}{32}$ and $\frac{1}{8}$ -in.); $\frac{3}{16}$ -in. masonry bit; and metal paint mixer.
9 KT 1192—Shipping wt. 7 lbs. 5 oz. Kit \$21.99

See pages 6 and 7 for drill accessories



1
Without bit
\$26⁹⁹

2
Without bit
\$34⁹⁹

3
Without bit
\$42⁹⁹

4
Without case or bit
\$52⁹⁹

Economy 1/2-inch Reversible Drill

1 Motor develops 1/4 HP... bronze sleeve bearings. Ball thrust bearing on spindle. Removable top handle. Locking trigger switch; safety release. Sectional aluminum housing; painted finish. Double-reduction gears. No-load speed 600 rpm. 12 1/2 in. long. 110-120-volt, 60-cycle AC. UL listed. 6-ft. 3-wire cord. 90-day guarantee... see details on page 15. Shpg. wt. 7 lbs. 2 oz. 9 KT 1105..... \$26.99

CRAFTSMAN® Multi-speed 1/2-inch Reversible Drill

2 Trigger-squeeze speed control... the farther back you pull the trigger the more speed and torque you get. Precise speed adjustment from 0 to 600 rpm. Trigger locks at maximum speed; safety release included. Motor develops 1/4 HP... oil-impregnated bronze sleeve bearings. Ball-thrust bearing on spindle absorbs heavy loads. Double-reduction gears. Geared chuck with key. Removable top handle. Sectional aluminum housing; polished finish. 12 1/2 in. long. 8-ft. 3-wire cord with adapter for 2-hole outlet. 110-120-volt, 60-cycle AC. UL listed. Guaranteed 1 year... see page 15. Shipping weight 8 pounds 4 ounces. 9 KT 1118..... \$34.99

CRAFTSMAN® 1/2-in. Reversible Drill


3 Motor develops 3/4 HP... ball thrust bearing on spindle to absorb heavy loads. Permanently lubricated bronze sleeve bearings. Ideal for small contractors, home, shop and farm work. Polished aluminum finish. All other features same as in drill 9KT778 at right. 110-120-volt, 60-cycle AC. 8-foot, 3-wire cord and adapter. UL listed. Guaranteed 1 year... see page 15. Wt. 8 lbs. 14 oz. 9 KT 2586..... \$42.99

CRAFTSMAN COMMERCIAL 1/2-in. Reversible heavy-duty Drill

4 Motor develops 3/4 HP... 100% ball and needle bearings. Especially well suited for continuous-duty drilling and deep drilling in steel and concrete. Double-pole switch lock for continuous running; handy safety release included. Rigid sectional aluminum housing with non-glare satin finish. Geared key chuck with key. Double-reduction gears for added torque and steady power. Spade-grip handle rotates 90°. Top handle and spade grip remove for working in tight places. No-load speed 600 rpm. 13 inches long (only 10 inches with handle removed). 110-120-volt, 25-60-cycle AC-DC. 8-foot, 3-wire cord with adapter. UL listed. Guaranteed 1 year... see page 15. 9 KT 778—Shpg. wt. 9 lbs. 10 oz..... \$52.99

5 Permanex® Carrying Case for all 1/2-inch drills on this page. For protective qualities of Permanex, see page 3. 16 in. wide; 10 in. long; 5 in. high. 9 KT 1492—Shipping weight 4 pounds 10 ounces..... \$5.99

Drill Stands



6
Without drill
\$14⁹⁹

8
Without drill
\$26⁹⁹

7
Without drill
\$24⁹⁹

6 CRAFTSMAN 2-position Drill Stand for 1/4 and 3/8-inch drills. Universal mounting bracket fits all Sears 1/4-inch and 3/8-inch electric drills (fits most other makes of electric drills, too).

Can be used vertically to drill or horizontally with guard to wire-brush, grind, polish, etc. Tilt table for angle drilling. Locking depth gauge has 0 to 3-inch depth range. 4 1/2-inch throat depth. 1-inch diameter tubular column, 18 inches high. 6x6-inch cast aluminum base. 9 KT 25926—Shipping weight 9 pounds..... \$14.99

7 CRAFTSMAN Bench Stand for 1/4 and 3/8-inch drills. Cast aluminum. Converts drill to bench tool for wire brushing, sharpening, sanding, etc. Protective wheel guard. 3 in. long, 3 in. wide, 8 in. high. 9 KT 2591—Shipping weight 1 pound 4 ounces..... \$2.49

8 CRAFTSMAN Heavy-duty Drill Stand for 1/2-inch drills. Fits drills which use 1/2 or 3/4-in. pipe for top handle. Adjustable rack and pinion depth control; 6-in. throat. Sturdy 7 1/2 x 7 1/2-in. cast aluminum base. Tilt table for angle drilling. Heavy-wall steel column. 27 in. high. 99 KT 25986C—Shipping weight 18 pounds..... \$26.99

All drills on this page are reversible. Just flip reversing switch and back out

CRAFTSMAN COMMERCIAL 3/4-inch

Heavy-duty Reversible Drill

Without bit
\$133⁵⁰

Motor develops over 1 HP... 100% ball and needle bearings. Built for continuous heavy-duty work in shop or factory. Excellent for heavy construction, installation trades, etc. Triple-reduction gears for extra torque.

Geared industrial key chuck; key stores in handle. Double-pole switch locks for continuous operation; safety release.

Top and rear handles removable. Rigid sectional aluminum housing; non-glare satin finish. No-load speed 300 rpm. 19 inches long. 10-foot, 3-wire cord and adapter. For 110-120-volt, 60-cycle AC-DC. UL listed. Guaranteed 1 year... see page 15. Shipping weight 23 pounds. 99 KT 25872C..... \$133.50



Drills on these 2 pages meet P.T.I. safety standards... see page 3

CRAFTSMAN® High-speed Drills for wood or metal



All CRAFTSMAN industrial drills are of finest high-speed steel, heat treated 6 times and precision-ground for microaccuracy. Black oxide coating acts as lubricant... lengthens drill's life. Exceed Federal Specifications GGG-D-75 lb. (1) through (4) are jobber-length. Lengths of individual drills given in table below.

(1 and 2) Drill Sets in Metal Folding Cases. Drills raise when lid is opened. Reference chart inside cover.

1 29-pc. Set. Sizes: $\frac{1}{16}$ to $\frac{3}{8}$ -inch by 64ths of an inch.
9 KT 6705—Wt. 3 lbs. 11 oz.... Set \$29.99

2 21-pc. Set. Sizes: $\frac{1}{16}$ to $\frac{3}{8}$ -inch by 64ths of an inch.
9 KT 6719—Shpg. wt. 2 lbs.... Set \$14.99

15-pc. Set. (Not shown). Sizes: $\frac{1}{16}$ to $\frac{3}{8}$ -inch by 32nds of an inch.
9 KT 6720—Shpg. wt. 2 lbs. 6 oz. Set \$16.99

60-pc. Set. (Not shown). Includes wire gauge sizes 1 to 60.
9 KT 6708—Wt. 1 lb. 4 oz.... Set \$19.99

(3 thru 5) Drill Sets, in Plastic Cases.

3 17-pc. Set. Sizes: $\frac{1}{16}$ to $\frac{3}{8}$ -inch by 64ths of an inch plus $\frac{5}{16}$, $\frac{3}{8}$, $\frac{1}{2}$, and $\frac{5}{8}$ -inch with short shanks turned down to $\frac{1}{4}$ -inch diameter.
9 KT 6711—Shpg. wt. 1 lb. 1 oz. Set \$11.99

4 13-pc. Set. Sizes: $\frac{1}{16}$ to $\frac{3}{8}$ -inch by 64ths of an inch.
9 KT 6639—Shpg. wt. 12 oz.... Set \$5.79

10-pc. Set. (Not shown). Sizes: $\frac{1}{16}$, $\frac{5}{64}$, $\frac{3}{32}$, $\frac{1}{8}$, $\frac{3}{16}$, $\frac{1}{4}$, $\frac{5}{16}$, $\frac{3}{8}$, $\frac{1}{2}$, $\frac{5}{8}$, $\frac{3}{4}$ -in. Four largest sizes have $\frac{1}{4}$ -in. turned-down shanks to fit $\frac{1}{4}$ -in. drill. Plastic case.
9 KT 6638—Shpg. wt. 10 oz.... Set \$3.99

7-pc. Set. (Not shown). Sizes: $\frac{1}{16}$ to $\frac{3}{8}$ -inch by 32nds of an inch.
9 KT 6637—Shpg. wt. 10 oz.... Set \$3.19

5 4-pc. Set. $\frac{5}{16}$, $\frac{3}{8}$, $\frac{1}{2}$, $\frac{5}{8}$ -in.; short shanks turned down to $\frac{1}{4}$ -in. diam.
9 KT 6714—Shpg. wt. 11 oz.... Set \$6.49

Sears High-speed Drill Sets. (Not shown.) Use with power-driven tools—for wood or metal. All are jobber-length... see (6) above. Made in Italy. Not CRAFTSMAN.

14-piece Set. $\frac{1}{16}$, $\frac{5}{64}$, $\frac{3}{32}$, $\frac{1}{8}$, $\frac{3}{16}$, $\frac{1}{4}$, $\frac{5}{16}$, $\frac{3}{8}$, $\frac{1}{2}$, $\frac{5}{8}$, $\frac{3}{4}$, $\frac{1}{2}$ -in. Four largest sizes have $\frac{1}{4}$ -in. turned-down shanks to fit $\frac{1}{4}$ -in. drill. Plastic case.
9 KT 6712—Shipping weight 14 ounces.... Set \$7.99

10-piece Set. $\frac{1}{16}$, $\frac{5}{64}$, $\frac{3}{32}$, $\frac{1}{8}$, $\frac{3}{16}$, $\frac{1}{4}$, $\frac{5}{16}$, $\frac{3}{8}$, $\frac{1}{2}$, $\frac{5}{8}$, $\frac{3}{4}$ -inch. Plastic case.
9 KT 67189—Shipping weight 7 ounces.... Set \$2.79

Individual Short-length Drills. No case.

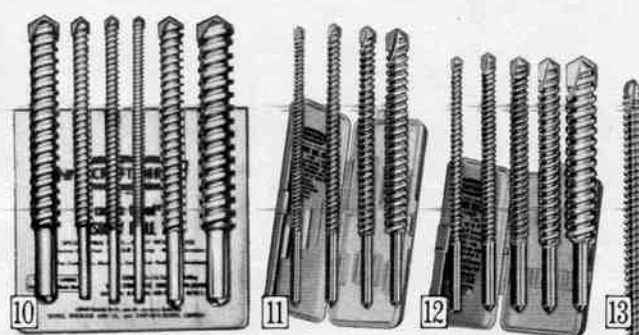
9 KT 6634— $\frac{3}{16}$ -in. Shpg. wt. 2 oz.... \$1.19
9 KT 6635— $\frac{1}{8}$ -in. Shpg. wt. 2 oz.... 1.79
9 KT 6636— $\frac{3}{16}$ -in. Shpg. wt. 3 oz.... 2.39
9 KT 6637— $\frac{1}{2}$ -in. Shpg. wt. 3 oz.... 2.79

6 Individual Drills. Same as high-speed drills in sets at left.

Catalog No.	Diameter	Length	Wt.	Each
9 KT 66901	$\frac{1}{16}$ in.	1 $\frac{1}{8}$ in.	1 oz.	25c
9 KT 66902	$\frac{3}{64}$ in.	2 in.	1 oz.	25c
9 KT 66903	$\frac{1}{32}$ in.	2 $\frac{1}{4}$ in.	1 oz.	29c
9 KT 66904	$\frac{3}{64}$ in.	2 $\frac{1}{2}$ in.	1 oz.	29c
9 KT 66905	$\frac{1}{16}$ in.	2 $\frac{3}{4}$ in.	1 oz.	39c
9 KT 66906	$\frac{3}{64}$ in.	2 $\frac{3}{4}$ in.	1 oz.	39c
9 KT 66907	$\frac{1}{32}$ in.	3 in.	1 oz.	45c
9 KT 66908	$\frac{1}{64}$ in.	3 $\frac{1}{4}$ in.	1 oz.	49c
9 KT 66909	$\frac{3}{64}$ in.	3 $\frac{1}{2}$ in.	1 oz.	55c
9 KT 66911	$\frac{1}{64}$ in.	3 $\frac{3}{4}$ in.	1 oz.	59c
9 KT 66912	$\frac{1}{32}$ in.	3 $\frac{3}{4}$ in.	1 oz.	65c
9 KT 66913	$\frac{1}{64}$ in.	3 $\frac{3}{4}$ in.	1 oz.	69c
9 KT 66914	$\frac{1}{16}$ in.	4 in.	2 oz.	79c
9 KT 66915	$\frac{1}{64}$ in.	4 $\frac{1}{8}$ in.	2 oz.	89c
9 KT 66916	$\frac{1}{32}$ in.	4 $\frac{1}{4}$ in.	2 oz.	99c
9 KT 66917	$\frac{1}{16}$ in.	4 $\frac{1}{2}$ in.	2 oz.	\$1.19
9 KT 66918	$\frac{1}{64}$ in.	4 $\frac{3}{4}$ in.	2 oz.	1.29
9 KT 66919	$\frac{1}{32}$ in.	4 $\frac{3}{4}$ in.	3 oz.	1.39
9 KT 66921	$\frac{3}{8}$ in.	5 in.	3 oz.	1.79
9 KT 66922	$\frac{5}{64}$ in.	5 $\frac{1}{8}$ in.	3 oz.	1.89
9 KT 66923	$\frac{1}{32}$ in.	5 $\frac{1}{4}$ in.	3 oz.	1.99
9 KT 66924	$\frac{1}{64}$ in.	5 $\frac{1}{2}$ in.	4 oz.	2.29
9 KT 66925	$\frac{1}{16}$ in.	5 $\frac{3}{4}$ in.	4 oz.	2.39
9 KT 66926	$\frac{3}{64}$ in.	5 $\frac{3}{4}$ in.	4 oz.	2.59
9 KT 66927	$\frac{1}{32}$ in.	5 $\frac{3}{4}$ in.	5 oz.	2.79
9 KT 66928	$\frac{1}{16}$ in.	6 in.	5 oz.	2.99

Individual Large-diameter Drills. Turned-down shanks fit $\frac{1}{4}$ -in. electric drills.

9 KT 67151— $\frac{3}{8}$ -in. Shpg. wt. 6 oz.... \$6.49
9 KT 67152— $\frac{1}{2}$ -in. Shpg. wt. 9 oz.... 8.49
9 KT 67153—1-in. Shpg. wt. 12 oz.... 11.49



CRAFTSMAN® Masonry Drills with tungsten carbide tip

(10 thru 13) One of the hardest man-made metals... drills brick, concrete, stone, slate, wallboard, cast iron, and aluminum.

10 6-pc. Set. One each, 6-inch length, in sizes $\frac{3}{4}$, $\frac{5}{16}$, $\frac{3}{8}$, $\frac{1}{2}$, $\frac{5}{8}$, $\frac{3}{4}$ -in. Drills in $\frac{3}{8}$ and $\frac{1}{2}$ -in. sizes have $\frac{3}{8}$ -in. shank. $\frac{3}{8}$ -in. size has $\frac{1}{2}$ -in. shank. Others have $\frac{3}{4}$ -in. shank.
Shpg. wt. 2 lbs. 1 oz.
9 KT 6733—Set \$8.99


11 4-pc. Set. One each, 6-inch length, in sizes $\frac{3}{4}$, $\frac{5}{16}$, $\frac{3}{8}$, $\frac{1}{2}$ in. All have $\frac{3}{4}$ -in. shanks. Fit $\frac{3}{4}$ -in. or larger electric or hand drills.
9 KT 6734—Wt. 12 oz.... Set \$4.29

12 5-pc. Set. One each, 4-inch length, in sizes $\frac{3}{16}$, $\frac{1}{4}$, $\frac{5}{16}$, $\frac{3}{8}$, $\frac{1}{2}$ -in. All have $\frac{1}{4}$ -in. shanks. Fit $\frac{1}{4}$ -in. or larger electric or hand drills.
9 KT 67095—Wt. 10 oz. Set \$4.49

Individual Sizes.

Catalog Number	Size in.	Shank in.	Lgth. in.	Wt. oz.	Each
9 KT 67320	$\frac{3}{16}$	$\frac{3}{16}$	4	2	89c
9 KT 67328	$\frac{1}{4}$	$\frac{1}{4}$	4	2	99c
9 KT 67321	$\frac{3}{8}$	$\frac{3}{8}$	6	3	99c
9 KT 67322	$\frac{1}{2}$	$\frac{1}{2}$	6	4	\$1.09
9 KT 67323	$\frac{5}{8}$	$\frac{5}{8}$	6	5	1.19
9 KT 67324	$\frac{3}{4}$	$\frac{3}{4}$	6	6	1.39
9 KT 67325	$\frac{1}{2}$	$\frac{3}{8}$	6	6	1.39
9 KT 67326	$\frac{1}{2}$	$\frac{1}{2}$	6	9	2.39
9 KT 67327	$\frac{3}{4}$	$\frac{1}{2}$	6	11	2.99

13 12-inch long full-fluted Carbide tip Drills. $\frac{3}{8}$ -in. shanks. Drill through 11-inch foundation.
9 KT 67354— $\frac{1}{4}$ -in. Wt. 6 oz. Each \$1.99
9 KT 67355— $\frac{5}{16}$ -in. Wt. 7 oz. Each 2.29
9 KT 67356— $\frac{3}{8}$ -in. Wt. 8 oz. Each 2.49
9 KT 67357— $\frac{1}{2}$ -in. Wt. 9 oz. Each 2.79



14 CRAFTSMAN All-steel Drill Case. Keeps drills protected. Lift cover, drills rise. Silver-luster top... black enamel bottom. Size, decimal equivalents easily read. Tap drill table. Meets Fed. Specs. GGG-C-116b.

For 29 drills $\frac{1}{16}$ to $\frac{1}{2}$ -in. by 64ths.
9 KT 6678—Wt. 3 lbs. 4 oz.... \$4.99

For 60 wire-gauge drills. Holds sizes 1 to 60.
9 KT 6679—Wt. 1 lb. 11 oz.... \$3.49

15 Steel Drill Case. For jobber-length drills. Lift lid to position drills for easy removal and insertion. Sizes by 64ths; decimal equivalents marked. Tables inside lid. Gray enamel finish. Meets Fed. Specs. GGG-C-116b.

For 29-pc. set. $\frac{1}{16}$ to $\frac{1}{2}$ -in.
9 KT 66852—Wt. 1 lb. 6 oz.... \$2.49

16 Open-type Drill Stand. 3 plates. 6x2 $\frac{1}{4}$ in. Center support. Drill sizes marked. Holds up to 29 drills, sizes $\frac{1}{16}$ to $\frac{1}{2}$ -in. by 64ths.
9 KT 6693—Shpg. wt. 10 oz.... 89c

Capacity for 60 wire-gauge drills, in sizes from 1 to 60.
9 KT 6694—Shpg. wt. 10 oz.... 89c

17 CRAFTSMAN Drill Grinding Attachment. Use with 9 KT 6420 wheel (19) below. Positive angle adjustment. Precision built. Aluminum frame. Resharpen twist drill sizes: $\frac{1}{8}$ to $\frac{3}{8}$ -in.; No. 1 to 30; A to Z; 3 to 19mm.
9 KT 6677—Wt. 2 lbs. 8 oz.... \$6.99

18 CRAFTSMAN Doweling Jig. Holes for $\frac{3}{16}$, $\frac{1}{4}$, $\frac{5}{16}$, $\frac{3}{8}$, $\frac{1}{2}$, $\frac{5}{8}$, $\frac{3}{4}$, $\frac{1}{2}$ -in. drills. Revolving turret. Carriage adjusts for positive locating. Capacity up to 4 in. Cast aluminum alloy frame. 6 $\frac{1}{2}$ x3x2 $\frac{3}{4}$ in.
9 KT 4186—Shpg. wt. 3 lbs.... \$6.99

19 Grinding Wheel for resharpening twist drills, etc. Aluminum oxide. 6x1 $\frac{1}{2}$ -in. $\frac{3}{8}$ -in. hole with bushings to fit $\frac{1}{2}$ and $\frac{3}{8}$ -in. arbors. 3-inch grinding surface.
9 KT 6420—Wt. 3 lbs. 2 oz.... \$3.99

20 CRAFTSMAN 5-pc. Screw Extractor Set. Square shanks: Nos. 1, 2, 3, 4, 5 screw extractors. Rugged tool steel. Plastic case, drill size data. Fits tap wrenches 9 KT 4065 and 9 KT 4067 on page 99.
9 KT 67372—Wt. 6 oz.... Set \$2.69

21 CRAFTSMAN Swivel-head Pin Vise. Holds drills, taps, needle files, etc. With 2 double reversible chucks; 0 to 1.25 in.; 0 to 3.2 mm.
9 KT 40682—Shpg. wt. 4 oz.... \$1.89

Carbon-steel Drills for use on wood only

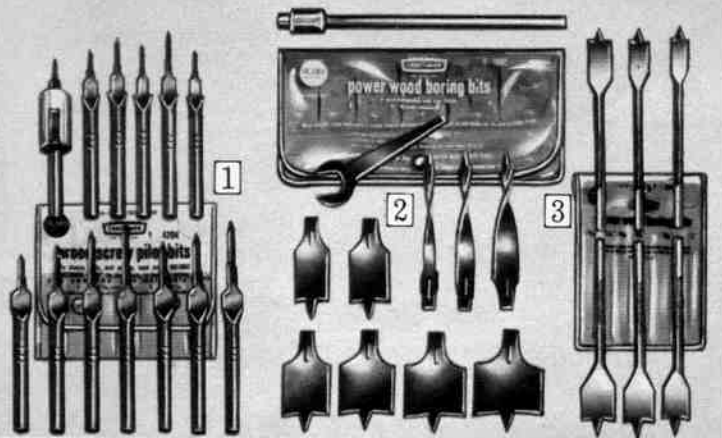


7 CRAFTSMAN Electrician's Drills. 18 in. long... for drilling thru floors, walls, etc. $\frac{1}{4}$ -in. fits $\frac{1}{4}$ -in. chucks and larger; $\frac{3}{8}$, $\frac{1}{2}$ -in. fit $\frac{3}{8}$ -in. and larger.
9 KT 66931— $\frac{1}{4}$ -in. Shpg. wt. 8 oz.... Each \$2.99
9 KT 66932— $\frac{3}{8}$ -in. Shpg. wt. 12 oz. Each 3.99
9 KT 66933— $\frac{1}{2}$ -in. Shpg. wt. 14 oz. Each 5.99

8 Sears 7-piece Drill Set. $\frac{1}{16}$, $\frac{3}{32}$, $\frac{1}{8}$, $\frac{5}{32}$, $\frac{3}{16}$, $\frac{1}{2}$, $\frac{5}{8}$ -in. Jobber lengths (see drill table above). In plastic case. Made in Italy.
9 KT 6713—Shipping weight 7 ounces... Set \$1.29

Sears 10-piece Drill Set. (Not shown). $\frac{1}{16}$, $\frac{5}{64}$, $\frac{3}{32}$, $\frac{1}{8}$, $\frac{3}{16}$, $\frac{1}{4}$, $\frac{5}{16}$, $\frac{3}{8}$, $\frac{1}{2}$, $\frac{5}{8}$, $\frac{3}{4}$ -in. Jobber lengths (see drill table above). Plastic case. Made in Italy.
9 KT 6714—Shipping weight 9 ounces... Set \$1.49

9 CRAFTSMAN 4-piece Drill Set. $\frac{1}{4}$ -inch shank. $\frac{1}{16}$, $\frac{5}{64}$, $\frac{3}{32}$, $\frac{1}{8}$ -in. All sizes 5 inches long.
9 KT 67212—(In plastic pouch.) Wt. 7 oz. Set \$2.99



1/4, 3/8 and 1/2-inch Electric Drill Accessories

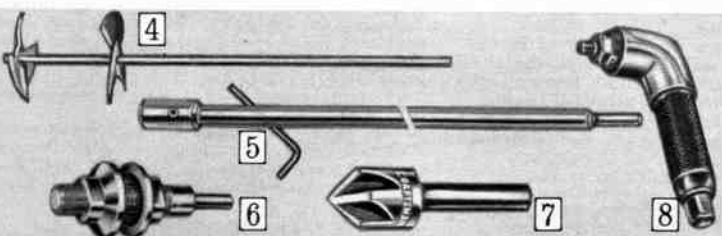
1 CRAFTSMAN Wood Screw Pilot Bits. To countersink, counter-bore. Automatic stop adjusts to 3 depths. Brad points. In pouch.

13-pc. Set. Sizes: 4-5 (3/8, 5/8, 3/4-in.); 6-7 (3/8, 3/4, 1-in.); 8-9 (3/4, 1, 1 1/4, 1 1/2-in.); 10-12 (1, 1 1/4, 1 1/2-in.).
9 KT 4204—Wt. 13 oz. Set \$4.99
5-pc. Set. Sizes 4 and 5 (3/8-inch); 6 and 7 (3/4-in.); 8 and 9 (1-in.); 8 and 9 (1 1/4-in.); 10 and 12 (1 1/2-in.).
9 KT 4203—Wt. 8 oz. Set \$2.19

2 CRAFTSMAN 10-piece interchangeable Wood Bit Set. 9 cutters; 1 shank. For wood, plastic. No-jump start brad points. Fits 1/4-in. or larger drill, drill press. 1/4, 3/8, 1/2, 5/8, 3/4, 7/8, 1, 1 1/8, 1 1/4-in. See (5).
9 KT 2082—Wt. 9 oz. Set \$3.49

3 CRAFTSMAN Power Wood-Boring Bits. For 3/4-in. or larger drill or drill press. Bits are 6 1/2 inches long and made of hardened alloy steel. See power bit extension (5) below. All surfaces and cutting edges are precision ground to close tolerances. Brad points for no-jump starts. Vinyl pouch. Set of 6. Includes one of each size up to 1-inch size.
9 KT 2092—Shpg. wt. 12 oz. Set \$4.79

Individual Power Boring Bits			
Catalog No.	Size	Shipping weight	Each
9 KT 2093	3/8-in.	.2 ounces	79c
9 KT 2094	1/2-in.	.2 ounces	79c
9 KT 2095	3/8-in.	.3 ounces	79c
9 KT 2096	3/8-in.	.3 ounces	89c
9 KT 2097	3/8-in.	.3 ounces	89c
9 KT 2098	1-in.	.3 ounces	99c
9 KT 20982	1 1/4-in.	.4 ounces	\$1.09
9 KT 20983	1 1/4-in.	.5 ounces	1.19



4 Paint Mixer with aluminum "fan blades" for fast, no-splash action that helps keep paint in can. For electric or hand drills. 1/4-inch shank. 11 inches long.
9 KT 25683—Shpg. wt. 6 oz. 59c

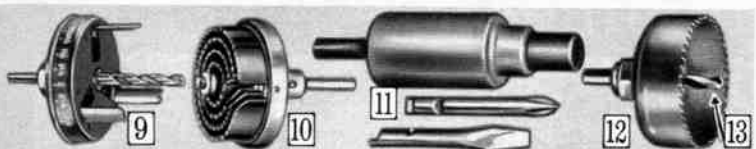
5 12-inch Power Bit Extension. Has 1/2-inch shank for use with 1/2-inch shank bits as in 9 KT 2082 and 9 KT 2092 sets listed above. 3/8-inch diameter socket. For use on 1/2-inch or larger drills.
9 KT 2090—Shpg. wt. 10 oz. . . . \$1.49

6 CRAFTSMAN Arbors. Hold grinding and wire wheels. 1/2-in.x20-thread shaft.

Catalog No.	Flange	Shank	Shpg. wt.	Price
9 KT 2594	1 1/8-in.	1/4-in.	8 oz.	99c
9 KT 2590	2-in.	1/2-in.	15 oz.	\$1.49

7 CRAFTSMAN High-speed Countersink Bit. Cuts wood, metal. For drill press, drills. 5 flutes. 82° angle. 1/2-in. diameter. 1/4-in. shank.
9 KT 6716—Shipping weight 4 ounces. . . \$1.49

8 CRAFTSMAN Angle Drill Head. Fits all 1/4 and 3/8-inch electric drills.
9 KT 1850—Shpg. wt. 1 lb. 10 oz. \$5.49



You can convert your drill to hole saw or screwdriver

9 Adjustable Hole-saw Attachment. Three cutting blades cut holes from 1 3/8 to 2 1/2 in. in diameter. Convenient dial indicator shows size. Use this attachment for wood or plastic. Mounts in any 1/4-in. or larger drill chuck. Can be used as plug cutter with center bit removed.
9 KT 2566—Shpg. wt. 1 lb. 5 oz. . . . \$4.99

10 7-in-1 Hole Saw Attachment. Cut 1 to 2 1/2-inch diameter holes in wood, Masonite Presdwood®, wallboard, plastic. 1/4-inch shank fits all 1/4 and 3/8-inch drills. Rugged tempered steel parts. 7 round-hole saw blades (1 to 2 1/2-in. diam.); 1/4-in. pilot bit of carbon steel has spring ejector. From Japan.
9 KT 2567—Shpg. wt. 13 oz. 99c

11 Screwdriver Attachment. Made to fit all 1/4 and 3/8-inch drills. Includes one flat and one Phillips driver bit. Drives wood screws quickly, tightens slotted-head bolts and nuts. From Japan.
9 KT 2569—Shpg. wt. 8 oz. 99c

12 Hole-saw Attachments. Heat-treated steel. Use for sawing non-ferrous metal, wood, plastics, or wallboard. Also use for plumbing and electrical installation; drill doors for locksets. Use with mandrels below.

Catalog Number	Size	Shipping weight	Price
9 KT 25780	3/4 in.	4 oz.	89c
9 KT 25781	1 in.	4 oz.	89c
9 KT 25782	1 1/8 in.	4 oz.	99c
9 KT 25783	1 1/4 in.	5 oz.	99c
9 KT 25784	1 1/2 in.	5 oz.	99c
9 KT 25786	1 3/4 in.	5 oz.	\$1.09
9 KT 25787	2 in.	6 oz.	1.19
9 KT 25788	2 1/2 in.	6 oz.	1.19
9 KT 25789	2 3/4 in.	6 oz.	1.29

13 Mandrels for hole saw attachments.
Size 1. For 3/4 to 1 1/2-inch diameter saws. Shipping weight 5 ounces.
9 KT 25620 \$2.29
Size 2. For 1 1/4 to 2 3/4-inch diameter saws. Shipping weight 6 ounces.
9 KT 25621 \$2.69



CRAFTSMAN® Speed Reducer Kits

Complete Kit **\$22.99** | Basic Kit **\$12.99**

Each kit includes a reversible speed-reducer with sturdy cast aluminum housing and planetary gear chain that actually multiplies drill torque 7 times. Fits spindle or chuck on 1/4, 3/8 or 1/2-inch drill.

Complete Kit. (Illustrated.) Everything you need to use your electric drill as a screwdriver, nut runner, tapper, etc. Lets you tackle tougher jobs such as drilling in metals or masonry.


Includes the reversible speed-reducer plus 9-piece socket set with 1/4-inch drive adapter, 6 screwdriver bits (3 Phillips, 2 flat, 1 screw-finding). All in convenient molded plastic case with fitted compartments that help you find the bit you're looking for fast.
9 KT 25653—Shipping weight 2 pounds 14 ounces. Kit \$22.99

Basic Kit. Includes the reversible speed-reducer described above plus adapter for 1/4-inch-drive sockets. No. 2 Phillips screwdriver bit and flat screwdriver bit.
9 KT 25657—Shipping weight 2 pounds 2 ounces. Kit \$12.99

Attachments to give your CRAFTSMAN® drill extra uses

Buffer-Sander-Polisher

14 11-pc. set. Angle drive gives 2 speeds: low, for polishing, buffing; high, for sanding. 90° angle. Thread on 3/8x24-chuck spindle or attach to drill chuck. 2-position side handle, 5-inch rubber backup disc, lamb's wool polishing bonnet, 6 assorted sandpaper discs. For 1/4 and 3/8-in. drills.
Shipping weight 2 lbs. 2 oz.
9 KT 2629 Set \$6.49



Hedge Trimmer

15 Fits 1/4-inch or 3/8-inch drills. 4 contact points on blade for clean cut. Alloy steel blade cuts 10 1/4-inch wide swath; 3/16 inch twig openings. Auxiliary handle mounts on right or left side for better control and greater safety. Shipping weight 3 pounds.
9 KT 2627 \$8.99



Circular Saw Attachment

16 Designed to fit all 1/4-inch or 3/8-inch electric drills shown on pages 2 to 5. Rigid cast aluminum housing. 5 1/2-inch blade mounts to arbor on drill chuck. Adjustable depth of cut. Base tilts to 45°. Fits Sears, CRAFTSMAN drills. Shipping weight 3 lbs. 6 oz.
9 KT 2630 \$6.99



Replacement Blade for (16). Kromedge® 5 1/2-inch flat-ground, chisel-tooth combination blade rips, crosscuts. 1/4-in. hole. Shipping weight 9 ounces.
9 KT 32403 \$2.09

**CRAFTSMAN
COMMERCIAL**

Air-impact Wrenches

Power-packed with driving torque



Delivers up to 160 foot-lbs. of driving torque


Wrench only | Complete Kit
\$129⁹⁹ | \$134⁸⁸

Cuts up to 90% of the time needed to drive and remove bolts, nuts, lugs, etc. Excellent for use in auto and boat shops, industrial plants and on farms. Trigger has adjustable stop—choose the right torque for each job... from 20 to 160 foot pounds.

1/2-inch square drive. Air consumption: 4 cfm at 90 psi. Air inlet: 1/4-inch pipe thread. Recommended air hose: 3/8-inch diameter. Cast aluminum housing. 6 3/4 inches long. See accessories on facing page; angle-head attachment at right. See important note below.

Shipping weight 6 pounds 5 ounces.
9 KT 1888..... \$129.99

Complete Wrench Kit. Includes 8 impact sockets (5/16 to 3/8 inches) and metal case. Shipping weight 17 pounds.
99 KT 18889C3..... Kit \$134.88



Up to 55 foot-pounds of driving torque

\$139⁹⁹ | \$177⁸⁸

This popular compact model is designed to get into tight places. Can be used in any position. For body shops, garages, air conditioning repair, furniture and fabricating shops. For "under-the-hood" work, assembly, nut-and-bolt work in repair and rebuilding.

Adjustable torque range from 5 to 55 foot-pounds. Average air consumption: 3 cfm at 90 psi. Air inlet: 1/4-inch pipe thread. Recommended hose: 3/8-in. diameter. Cast-aluminum housing, 7 inches long. For added versatility, see accessories listed on the opposite page; also angle-head attachment listed below.

9 KT 1884—Shipping weight 2 lbs. 12 oz. \$139.99

Wrench Kit, 7 impact sockets (1/16 to 13/16 in.); angle-head attachment, metal carrying case.
9 KT 18843—Shpg. wt. 12 lbs. 3 oz. Kit \$177.88

Delivers up to 175 foot-pounds of driving torque

\$149⁹⁹

Our finest, most powerful air-impact wrench. Extra heavy-duty construction throughout. Select the proper torque for each job... 20 to 175 ft. lbs. 1/2-inch square drive. Average air consumption: 4 cfm at 90 psi. Air inlet: 1/4-inch pipe thread. Recommended air hose: 3/8-inch diameter. Cast aluminum housing. 6 3/4 inches long. Accessories are listed on facing page; angle-head attachment is listed below. See Important Note at left.

9 KT 1883—Shpg. wt. 6 lbs. 15 oz. \$149.99

As above, with extended shank. (Not shown.) Especially good for automotive work because extended shank uses standard impact sockets plus double-end reversible socket (9 KT 4410 below). 8 5/8 inches long.

Shipping weight 6 pounds 15 ounces.
9 KT 1889..... \$149.99

IMPORTANT NOTE

All CRAFTSMAN COMMERCIAL Air-impact Wrenches on this page meet performance requirements of Federal Specifications 00-W-0089, and are guaranteed for one full year (see page 15). CRAFTSMAN COMMERCIAL standards on page 4.

For air compressor see Big Book

Double-end Reversible Socket



Two socket sizes in one! 6-pt. 1/4-inch opening at one end; 13/16-inch at other end. For any 1/2-inch sq. drive impact tool with extended shank (as 9 KT 1889 above). On short-shank tools (as 9 KT 1888, 9 KT 1883) use with 6-inch impact extension (9 KT 4477, facing page).
9 KT 4410—Shipping weight 9 oz. \$1.69

Angle-head Attachment

Lets you operate wrench in tight, hard-to-get-at places.

For wrenches 9 KT 1888, 9 KT 1883. Shipping weight 2 lbs. 5 oz.

9 KT 18885..... \$44.99

For wrench 9 KT 1884.
9 KT 18845—Wt. 15 oz. 42.99



**CRAFTSMAN
COMMERCIAL**

Air-impact Hammer

Powerful enough to cut heavy metal mufflers



Air Impact Hammer Accessories

- (1) Rivet Cutter
- (2) Pipe, Panel Cutter
- (3) Pin Punch
- (4) Retainer Attachment
- (5) 1/2-in. Cold Chisel
- (6) Claw ripper
- (7) Muffler Splitter

Hammer with retainer attachment (4) without other accessories or case

\$54⁹⁹

Complete Hammer Kit with accessories (1) thru (7) and case

\$74⁸⁸

Cut into light-gauge metal or operate at full power on tough jobs. Built-in power regulator lets you control speed and force of stroke. Cast aluminum handle, satin finish. Plate valve design. Heat-treated, drop-forged hammer parts... precision ground. Air-cushioned return stroke. Chisel-shank opening .401 inch. Air inlet: 1/4-inch pipe thread. Average air consumption: 4 cfm at 90 psi. Delivers 3500 impacts per minute. 6 3/4 inches long. Meets performance requirements of Federal Specifications 00-R-421A. Guaranteed for one full year (see page 15).
9 KT 1880—Shipping weight 4 pounds 2 ounces..... \$54.99

Air Impact Hammer Kit. Tool with accessories (1) thru (7), case at left.
99 KT 18806C3—Shipping weight 16 pounds..... Kit \$74.88

(1 thru 7) Accessories. One-piece forged high-carbon steel. Hardened, tempered to hold edges. Shanks ground to fit .401-inch openings. Quick-change retainer attachment... heat-treated for maximum strength.

Catalog Number	Type	Shipping weight	Each
(1) 9 KT 18814	Rivet Cutter.....	12 ounces	\$2.99
(2) 9 KT 18812	Pipe, Panel Cutter.....	13 ounces	3.99
(3) 9 KT 18815	Pin Punch.....	13 ounces	2.99
(4) 9 KT 18817	Retainer Attachment.....	4 ounces	69c
(5) 9 KT 18813	1/2-inch Cold Chisel.....	13 ounces	2.99
(6) 9 KT 18818	Claw ripper.....	8 ounces	3.99
(7) 9 KT 18811	Muffler Splitter.....	15 ounces	3.99

Here's the new triple-feature unit that makes other impact tools old fashioned!



Electric Impact Tool

- 1 It's Variable-speed . . . 0 to 1900 rpm
- 2 It's Reversible . . . just flip a switch
- 3 It's Doubly Insulated . . . virtually shockproof!

and it's only
\$79.99

without chuck, bit or case



Drill wood, metal, masonry . . . remove nuts, bolts, screws

Pays for itself in the time it saves. Ideal, compact unit for auto overhaul, tire rotation, muffler removal, farm-machinery repair, building maintenance, repair shops and masonry drilling. Variable speed trigger allows you to properly tighten sensitive engine bolts without over-tightening. With proper accessories, listed at right, it can thread rods, tap metal, wire brush metals and sand wood and metal surfaces quickly and efficiently.

Strong aluminum alloy housing. Reverse and on-off trigger switches on polycarbonate handle. $\frac{1}{2}$ -inch square drive. Removable handle gives 2-hand control. 100% needle and oil-sealed ball bearings . . . never need lubrication.

This handy unit meets performance requirements of Federal Specifications WW-650a. Operates on 110-120-volt, 60-cycle AC. 8-foot, 3-wire cord and adapter included. UL listed. Guaranteed 1 year (page 15).

Impact Tool only. Without chuck, case, bit.

Shipping weight 9 pounds 5 ounces.
9 KT 1882 \$79.99

Impact Tool above with chuck and case.

Shipping weight 16 pounds.
99 KT 18821C3 Kit \$89.99

Chuck only. Takes $\frac{1}{8}$ to $\frac{3}{8}$ -in. diameter bits. Use wood bits, twist and masonry drills and taps. $\frac{1}{2}$ -inch square drive.

9 KT 2253—Shpg. wt. 1 lb. 7 oz. \$9.99

CRAFTSMAN Impact Tool. Like 9 KT 1882 but without double insulation and variable speed.

9 KT 1881—Shpg. wt. 10 lbs. 5 oz. \$64.99

Kit. Tool 9 KT 1881 plus chuck, case.

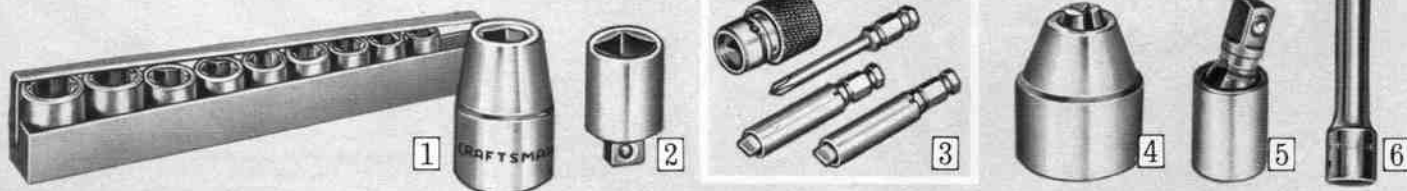
99 KT 18863C3—Shpg. wt. 17 lbs. Kit 74.99

Permanex® Case for impact tool. 16x10x5 in.

9 KT 1492—Shpg. wt. 4 lbs. 10 oz. \$5.99



Electric Impact Tools meet safety standards of Power Tool Institute . . . see page 3



Accessories for Impact Tools

(1 thru 6) For electric and air impact tools.

1 Forged Steel Sockets. Regular length. Black oxide finish . . . 6-point openings. $\frac{1}{2}$ inch square drive. Exceed Federal Specifications GGG-W-660, Type I, Class I, Style A. Order from table at right.

11-piece $\frac{1}{2}$ -inch Drive Socket Set. Includes one each of individual $\frac{1}{4}$ -inch sockets listed at the right plus metal carrying tray. Shpg. wt. 3 lbs. 12 oz.
9 KT 44019 Set \$9.79

Catalog No. | Size | Shpg. wt. | Price

Individual $\frac{1}{2}$ -inch Drive Sockets			
9 KT 44001	$\frac{1}{16}$ inch	5 oz.	89c
9 KT 44002	$\frac{1}{8}$ inch	5 oz.	89c
9 KT 44003	$\frac{3}{16}$ inch	6 oz.	89c
9 KT 44004	$\frac{1}{4}$ inch	6 oz.	99c
9 KT 44005	$\frac{5}{16}$ inch	7 oz.	99c
9 KT 44006	$\frac{3}{8}$ inch	6 oz.	99c
9 KT 44007	$\frac{7}{16}$ inch	8 oz.	\$1.19
9 KT 44008	$\frac{1}{2}$ inch	8 oz.	1.29
9 KT 44009	$\frac{5}{8}$ inch	10 oz.	1.39
9 KT 44011	1 inch	10 oz.	1.49
Individual $\frac{3}{8}$ -inch Drive Sockets			
9 KT 47571	$\frac{1}{16}$ inch	3 oz.	79c
9 KT 47572	$\frac{1}{8}$ inch	3 oz.	79c
9 KT 47573	$\frac{3}{16}$ inch	3 oz.	79c
9 KT 47574	$\frac{1}{4}$ inch	3 oz.	79c
9 KT 47575	$\frac{5}{16}$ inch	4 oz.	79c
9 KT 47576	$\frac{3}{8}$ inch	4 oz.	79c
9 KT 47577	$\frac{7}{16}$ inch	4 oz.	79c

2 CRAFTSMAN Impact Adapter. Converts $\frac{1}{4}$ -inch to $\frac{1}{2}$ -inch square drive . . . use $\frac{1}{4}$ -inch drive tool with $\frac{1}{2}$ -inch sockets. Shipping weight 5 ounces.
9 KT 44124 99c

3 Screwdriver Chuck and Bits. $\frac{1}{2}$ -inch square drive. Collet chuck; No. 2 Phillips, No. 8, No. 12 flat bits with finders. For rapid driving or removal of machine or wood screws . . . wherever extra power is needed. For construction, trailer industry and pre-fab homes. Shipping weight 1 pound 2 ounces.
9 KT 18862 Set \$15.99


4 Impact Chuck. $\frac{1}{2}$ -inch square drive. $\frac{1}{4}$ -inch to $\frac{1}{2}$ -inch capacity. Shipping weight 1 lb. 7 oz.
9 KT 2253 \$9.99

5 Universal Joint. $\frac{1}{2}$ -inch square drive.
9 KT 44125—Shpg. wt. 8 oz. \$2.79
 $\frac{3}{8}$ -inch square drive.
9 KT 44123—Shpg. wt. 4 oz. 2.59

6 6-inch Extension. $\frac{1}{2}$ -in. square drive. Shipping weight 12 ounces.
9 KT 4477 \$1.89


Sears Has a Credit Plan to Suit Your Needs
SEE BIG BOOK OR ASK FOR DETAILS

SINGLE-SPEED



1
\$27⁹⁹

MULTI-SPEED



2
\$39⁹⁹



3
\$49⁹⁹

CRAFTSMAN® Heavy-duty Sabre Saws

1 Our finest CRAFTSMAN single-speed Sabre Saw. Develops $\frac{1}{4}$ HP. $\frac{1}{2}$ -inch stroke. No-load speed 3200 strokes per minute. Counterbalanced drive. Ball and precision bronze sleeve bearings. Slide switch. Rigid sectional housing of aluminum alloy. Base plate tilts 0 to 45° to either side. Circle-cutting and edge-guide attachment, 3 blades, 8-ft. cord incl. See carrying case, saw table, facing page. Guaranteed 1 year . . . page 15. 9 KT 2770—Wt. 5 lbs. 15 oz. \$27.99

(2 and 3) Counterbalanced drive minimizes vibration for smoother action . . . helps reduce fatigue. Extra top knob for 2-hand control. Base plate tilts 0 to 45° to either side. Rigid sectional housing of polished aluminum alloy. Sawdust blower keeps cutting line clean and easy to follow. With circle-cutting and edge-guide attachment for cutting circles and straight lines. 8-ft. 3-wire cord with adapter. 110-120-v., 60-c. AC. UL listed. Guaranteed 1 year . . . page 15. See facing page for carrying case and saw table.

2 3-speed Saw with switch speed control. Develops $\frac{1}{4}$ HP. $\frac{1}{4}$ -inch stroke for fast cutting. Electronic circuit control increases power instantly and automatically whenever the going gets tough . . . maintains pre-selected speed for sawing efficiency. Full motor torque at all 3 speeds: 3400, 2700 and 2000 strokes per minute.

Ball and precision bronze sleeve bearings. 3 blades included. Starts its own cut—no drilling necessary.

Shipping weight 5 pounds 14 ounces. 9 KT 2777 . . . \$39.99

3 Scroller Saw with trigger speed control and exclusive Tri-Lock. Develops $\frac{1}{4}$ HP. 1-inch stroke for fast cutting. Speeds from 0 to 3000 strokes per minute; regulate speed and torque by pressure on trigger. Or lock trigger into high, medium or low-speed position for continuous cutting. Safety release included.

Ball, roller and precision bronze sleeve bearings. Plastic chip shield. 3 blades included. See attachment (1) on facing page.

9 KT 2673—Wt. 8 lbs. 10 oz., \$49.99

Economy Single-speed Sabre Saws

\$10⁹⁹

4 Develops $\frac{1}{8}$ HP. $\frac{1}{2}$ -inch stroke. Gray-enameled aluminum alloy housing. Toggle switch. Bronze sleeve bearings. Base plate tilts 0 to 45°. Sawdust blower. 3 blades for wood or metal included.

6-ft. 3-wire cord with adapter. Operates on 110-120-volt, 60-cycle AC. UL listed. Not CRAFTSMAN.

Guaranteed 90 days . . . see page 15. Shipping weight 3 lbs. 13 oz. 9 KT 27753 . . . \$10.99

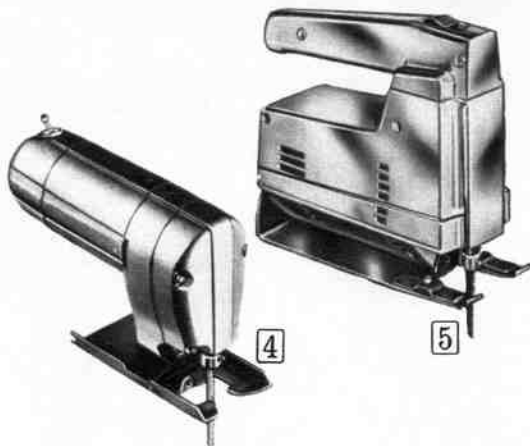
\$16⁹⁹

5 CRAFTSMAN. Develops $\frac{1}{8}$ HP. $\frac{1}{2}$ -in. stroke. Cuts plywood, 2x4's, metals. On-off switch. Polished aluminum alloy housing.

Oil-impregnated bronze sleeve bearings. Base tilts 0 to 45°. Sawdust blower. 3 blades. 8-ft. 3-wire cord with adapter.

Operates on 110-120-volt, 60-cycle AC. UL listed. Guaranteed one year . . . see page 15.

Shipping wt. 5 lbs. 11 oz. 9 KT 2773 . . . \$16.99



SAFETY SEAL
power tool institute

All power tools on these 2 pages meet safety standards of Power Tool Institute. See page 3 for details

CRAFTSMAN® Reciprocating Saws



\$47⁹⁹

Variable-speed. Perfect for tradesmen or homeowners. Handles any job from 12-in. diameter logs to steel pipe or bar stock . . . wood or plastic. Makes tough rip cuts . . . does intricate scroll work. Cuts flush along floor or wall without requiring use of an attachment.

Develops $\frac{1}{2}$ HP. 1 $\frac{1}{4}$ -in. stroke. Increase or decrease pressure on trigger switch to vary speed from 0 to 2000 strokes per minute. Can be locked at top operating speed for continuous running; safety release provided.

Locking chuck takes blades up to 12 in. long

with $\frac{1}{4}$ -in. shanks. Ball and sleeve bearing motor and drive mechanism. Precision helical steel gears. Brushes externally accessible. In-line counter-balance mechanism reduces vibration. 3-position auxiliary handle. 4-position flip-flop base shoe lets you position saw as required. Built-in sawdust blower keeps cutting line clean. Sectional aluminum housing. Wrench, holder, 3 wood-cutting blades. 8-ft. 3-wire cord, adapter. 110-120-volt, 60-cycle AC. Guaranteed one year . . . see page 15.

9 KT 2787—Shipping weight 9 lbs. 15 oz. \$47.99
Permanex® Polyethylene Case (not shown). 9 KT 1492—Shipping weight 4 lbs. 10 oz. \$5.99



Reciprocating Saw Blades

(6 thru 10) Heat-treated teeth ground to razor sharpness. All blades below (except 9 KT 28684) fit CRAFTSMAN, Black & Decker, Skil, Stanley, Penn-craft, Powr-Kraft, Milwaukee, Shopmate reciprocating saws. (6), (8), (10) high-carbon steel; (7), (9) high-speed steel.

6 9 in. long; 3 teeth per in. For fast, rough cuts in green and fibrous woods over 1 in. thick. Good for rough-in work, notching timbers and joists. 9 KT 28682—Shipping weight 4 ounces . . . 79c

7 6 in. long; 7 teeth per in. Cuts flush to wall or floor through most materials. Fits 9 KT 2787 (left) and former saw 9-2784 only. 9 KT 28684—Shipping weight 3 ounces . . . 69c

8 12 in. long; 8 teeth per in. For fast, smooth, deep cuts through thick wood, plastic, composition board and hardboard. Keyhole tip for scroll cuts. 9 KT 28685—Shipping weight 4 ounces . . . \$1.19

9 6 in. long; 24 teeth per in. For cutting metals up to $\frac{1}{2}$ in. thick—especially pipes and angle iron. 9 KT 28683—Shipping weight 3 ounces . . . 79c

10 6 in. long; 8 teeth per in. For fast, smooth cuts in wood, plastic, composition board and hardboard. Keyhole tip permits intricate scroll cuts. 9 KT 28681—Shipping weight 3 ounces . . . 49c

**Another FIRST..
and only Sears has it!**

New pressure-sensitive guide automatically turns the blade to follow the line of cut

CRAFTSMAN® Automatic Scroller Sabre Saw

\$59⁹⁹
without attachment (1)



Dial any of 12 speeds . . . from 1300 to 3200 strokes per minute . . . with this convenient dial mounted at rear of housing



This Sabre Saw lets you change direction of cut even when timbers or walls keep you from turning entire tool

**CRAFTSMAN®
COMMERCIAL**

Solid-state speed regulator *automatically* boosts power to maintain sawing speed when going gets tough . . . gives you **FULL POWER** at all 12 speeds


Now you can cut even intricate curves and scrolls *without turning the entire saw or even turning the blade-guide knob* at the top of the saw: just apply light pressure on the handle in the direction you want to go and the *blade turns itself* to follow the line of cut! For right-angle cuts, you can instantly lock the blade-guide knob in any of 4 different positions—90°, 180°, 270° or 360°.

Motor develops full 1/2 HP for smoother cutting, longer life. 1-in. stroke for faster cutting. Ball, roller and sleeve bearings. Counter-balanced drive minimizes vibration. Trigger switch; safety re-

lease. Right speed for every job makes blades last up to 4 times longer. Base plate (3 7/8 x 8 in.) adjusts from 0 to 45° right or left. Built-in light. Sawdust blower. Plastic chip shield.

Blade-guide attachment for splinter-free cuts in plywood and veneer. Circle-cutting, edge-guide attachment. 8 blades, including 2 scroller blades. 8-ft. 3-wire cord with adapter. 110-120-volt, 60-cycle AC. UL listed. Guaranteed 1 year . . . see page 15. For CRAFTSMAN COMMERCIAL standards, see page 4.

9 KT 2675—Shipping weight 9 pounds 4 ounces. \$59.99



Edge-cutting Attachment

1 Edge-cutting Attachment. Cuts close to wall. Fits 9KT-2675 above, 9KT2673, facing page. Wt. 5 oz. 9 KT 27719 . . . \$4.99

Sabre Saw Accessories



2 Sabre Saw Table. Excellent for cutting small wood parts. Miter gauge, 2 miter grooves. 14 3/4 x 16 3/4 in. Stamped steel. Use with sabre saws on both these pages. Shipping weight 8 pounds 8 ounces. 9 KT 17416 \$7.99



3 Permanex® polyethylene Carrying Case. Tremendous resistance to impact and abuse—even at 20° below zero. Won't chip, crack or rust. Roomy 16x13 1/2 x 5 in. Plenty of space for accessories and extension cord. Lift-out storage tray. Strong metal slide latch. For use with all sabre saws on both these pages. Shipping weight 4 pounds 8 ounces. 9 KT 1491 \$5.99



4 Circle-cutting and Edge-Guide Attachment. For cutting intricate curves, circles and straight lines. Fits all sabre saws on both these pages; is included with all except (4) and (5) on the facing page. Shipping weight 10 ounces. 9 KT 27959 \$1.99



5 Blade and Drill Bit Holder. Store extra blades or twist drills. Easily attached to electric cord of saw or drill. Chart on holder shows blade sizes and uses and drill bit sizes. Shipping weight 4 ounces. 9 KT 2872 99c

CRAFTSMAN® Flush-cutting Sabre Saw Blade


Cuts close to walls, corners and other hard-to-reach places. High-carbon steel is heat treated for extra toughness and durability; teeth precision ground for fast, clean cutting. 3 1/2 in. long, 1 1/2 in. wide, .050 in. thick. 7 teeth per in. Fits all saws below. 9 KT 2877—Shipping weight 3 ounces. 89c

(6 thru 15) CRAFTSMAN Sabre Saw Blades fit all leading makes of saws—CRAFTSMAN, Black & Decker, Dormeyer, Disston, Stanley, Millers Falls, Skil, Ram, Speedway, Shopmate, Forsberg, McGraw, others. Last much longer than ordinary stamped steel blades. Specially heat-treated for toughness . . . then ground with grinding wheels (not simply filed). Metal-cutting blades are M-2 high-speed steel; others are high-carbon steel. Shpg. wts.: pkgs. of two, 2 oz.; pkgs. of ten, 5 oz.; 9 KT 2875 and 9 KT 2879. 2 oz. each.

Teeth per in.	Read description of uses below	Lgth. in.	Catalog Number	Pkg. of	Per pkg.
6	Soft wood (1x4's, 2x4's, plaster-board). Ripping.	3 1/2	9 KT 28711 9 KT 28715	2 10	69c \$2.99
7	Hardwood, wallboard, general cross-cutting (not for plywood).	3 1/2	9 KT 28712 9 KT 28716	2 10	69c 2.99
8	All-purpose—wood, steel, non-ferrous metals, 1/2 in. or thicker.	3 1/2	9 KT 2874 9 KT 28745	2 10	89c 3.99
9	All non-ferrous metals (brass, copper, aluminum, etc.)	3	9 KT 28702 9 KT 28705	2 10	89c 3.99
10	Steel rods, pipe, sheet steel, etc.	3	9 KT 28701 9 KT 28706	2 10	89c 3.99
11	Finish cuts in plywood, veneer, to 1 1/2 in. thick. Tapered back edge	3	9 KT 2876 9 KT 28764	2 10	99c 4.49
12	Kromedge® Scroller Blade designed for intricate scroll cuts.	3	9 KT 28781	2	1.19
13	Knife edge Rubber, leather, tile, cardboard, wallboard.	3	9 KT 2873	2	69c
14	Extra-long blade for branches, logs, wall partitions, etc.	6	9 KT 2875	Each	89c
15	For deep angle cuts with sabre saws with 1-inch stroke.	6	9 KT 2879	Each	89c



Sears Has a Credit Plan to Suit Your Needs
SEE BIG BOOK OR ASK FOR DETAILS




CRAFTSMAN® 7-inch Saw
 . . develops 1½ HP
\$32.99

Ball, roller sleeve bearings. Heat resistant wire in armature. Aluminum clamshell-type housing. Wrap-around base gives full support. Cuts 2x4's at both 90° and 45°. No-load speed 5000 rpm. Kromedge® combination blade. 8-foot 3-wire cord, adapter, wrench, rip guide included. 110-120-volt, 60-cycle AC. UL listed. Guaranteed for 1 year (see page 15). Order accessories, below right.

9 KT 2768—Shipping weight 13 lbs. 2 oz. . . . \$32.99

Equip entire shop from this book.
 See index on page 115.




CRAFTSMAN® 7½-inch Saw
 develops over 2 HP
\$62.99

- Electro-safety-switch protects against motor burnout. Cuts off power if overloaded . . . resets itself automatically
- Push-button arbor lock for fast and easy blade changes
- Telescoping rip guide, calibrated for accurate setting

100% ball and roller bearings. Rugged, heavy-duty construction. Bearings permanently lubricated for long service. Special heat-resistant wire in armature. Precision helical gears. Chisel-tooth Kromedge blade stays sharp up to 5 times longer than regular blades. Rigid sectional aluminum housing with non-glare finish. Retractable blade guard. Wrap-around base plate gives full support. Two-position auxiliary knob for two-hand control.

Cuts 2x4's at both 90° and 45°. No-load speed about 5500 rpm 110-120-volt, 60-cycle AC. 8-foot 3-wire cord, adapter and self-storing blade wrench. UL listed. Guaranteed one year (see page 15).

99 KT 2789C—Shipping weight 17 lbs. \$62.99



CRAFTSMAN® 7-inch Saw . . develops 1¾ HP
\$42.99

- Easy-view housing design . . you always see your cutting line
- Side-ejection sawdust chute . . directs dust away from you

Ball bearings at heavy wear points. Compare ALL the features . . . and the HP! See why we believe this is a truly outstanding electric hand saw value!

Rugged long-life construction. Heat-resistant armature wire and anti-kickback safety clutch help prevent burnout. Precision helical gears. Chisel-tooth Kromedge combination blade stays sharp up to 5 times longer than ordinary blades.

Rigid sectional housing of polished aluminum alloy. Wrap-around base plate gives full support for right and left-hand cutting. Auxiliary knob for 2-hand control. Rip guide. No-load speed 5800 rpm.

Cuts 2x4's at both 90° and 45°. 8-foot 3-wire cord, adapter, wrench. 110-120-volt, 60-cycle AC. UL listed. Guaranteed 1 year (see page 15).


99 KT 2778C—Shipping wt. 15 lbs. . . \$42.99

Low-priced 7-inch Saw
\$21.99

Develops 1¼ HP. Roller and sleeve bearings. Heat-resistant wire in armature. Wrap-around base. Retractable blade guard. Throw-away blade. Aluminum housing. Cuts 2x4's at both 90° and 45°. No-load speed 5000 rpm. 6-ft. 3-wire cord, adapter. Without rip guide. 110-120-volt, 60-cycle AC. UL listed. Not CRAFTSMAN. Guaranteed 90 days, see page 15.

9 KT 2767—Shipping weight 13 lbs. 2 oz. \$21.99

Rip Guide for above.
 9 KT 27679—Shipping weight 10 ounces. . . . 99c



1 Table for electric hand saw. For non-precision cut-off work. 25 in. wide, 20 in. deep, 11 in. high. Rip fence; miter gauge. Made of steel. For switch, see 9 KT 12085 on page 27.
 99 KT 1713L—Wt. 23 lbs. . . \$15.99

2 Portable Saw Guide. Use with electric hand saws and sabre saws for angle cuts or as protractor. 0° to 72° right or left. Made of steel.
 9 KT 1719—Wt. 2 lbs. 4 oz. . . \$3.49

3 Gear-case Lubricant. Scientifically compounded for electric tools.
 9 KT 2593—Wt. 9 oz. Tube 69c




4 Saw Case. Holds all saws on page except number 99 KT 2789C at left. 16x13½x9½ in.
 9KT1493—Shpg. wt. 4 lbs. 13 oz. . . . \$7.99



5 Cantilever-style Case. Holds 3 tools at once—any saw on this page plus any Sears sabre saw plus any Sears ¼ or ⅜-in. electric drill. Can also be used to hold sander 9 KT 776, 9 KT 777, 99 KT 2262C or 99 KT 2267C (pages 16 and 18) instead of saw. 21½x12½x12¼ in.
 99 KT 1461L—Shpg. wt. 9 lbs. \$14.99

SO RUGGED..SO POWERFUL

..it performed tests equal to crosscutting 75,000 construction-type 2x12's. Never once over-heating and with no mechanical or electrical failures



CRAFTSMAN
COMMERCIAL

Powerful 7-inch Electric Hand Saw develops 2 HP

\$5299

Special 2-in-1 Base Design

Detachable wrap-around sub-base plus "flush-cut" base for cutting against vertical surfaces



Easy-view Blade Guard

Cut-away section of blade guard lets you see exactly where the blade is cutting for precise work



100% ball and roller bearings. This great saw is specially designed to meet the most exacting requirements of contractors, builders, professional carpenters, etc. That's why it does such a superb job for the home craftsman who demands the very top quality in his tools.

Bearings are sealed and permanently lubricated. Side-ejection sawdust chute directs dust away from you... helps keep line clear to permit more accurate sawing. Push-button arbor lock for fast and easy blade change. Dynamically-balanced armature for minimum vibration... wound with special heat-resisting wire that helps prevent burnout. Anti-kickback safety clutch helps protect the tool and user.

Hardened helical steel gears for maximum power transmission. Rigid sectional aluminum alloy housing has non-glare finish. Auxiliary knob for two-hand control.

Taper-ground Kromedge® blade stays sharp up to 5 times longer than ordinary blades. Efficient retractable blade-guard. Graduated rip guide for accurate ripping. Single guide line for all angle cuts. Cuts 2x4's easily at both 90° and 45°. No-load speed 6000 rpm. 110-120-volt, 25-60-cycle AC-DC. 8-ft. 3-wire neoprene cord, adapter and wrench. UL listed. Guaranteed one year (see page 15). See the CRAFTSMAN COMMERCIAL story on page 4. 99 KT 2780C—Shpg. wt. 17 lbs.....\$52.99

All saws on these 2 pages meet P.T.I. safety standards. See page 3.

SAFETY SEAL
power tool institute

You can equip your entire workshop with power tools and accessories from this book

ALL **Sears** 13

CRAFTSMAN®
COMMERCIAL

Heavy-duty Power Router Kit

Develops 1 HP..
the most power
per pound of any
commercial router

So versatile.. you can
groove, rout, mortise
cut and shape
wood or plastic

\$74⁹⁹



CRAFTSMAN® Power Router Kit **\$59⁹⁹**

Perfect for the
home craftsman

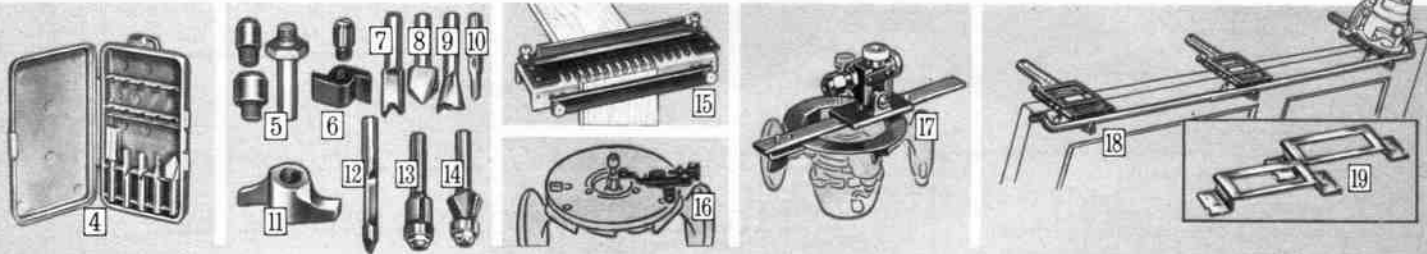
Motor develops ¾ HP. 100% ball bearings. 25,000 rpm. Cuts up to 1½ inches deep... graduated in 32nds of an inch. Toggle switch. Collet-type chuck grips ¼-inch shank bits.

Includes edge guide, trammel point and Permanex carrying case (3) shown at left. 8-ft. 3-wire cord and adapter are included. Operates on 110-120-volt, 25-60-cycle AC. UL listed. Guaranteed for 1 year... see complete details on page 15.
99 KT 25066C—Wt. 18 lbs. Kit \$59.99

Router only.
9 KT 2506—Wt. 7 lbs. 5 oz... 44.99

With correct bits and templates, it makes perfect joints, 33 kinds, including dovetail and tenon. Trims, cuts and bevels even plastic laminates. Router rests on its head for quick bit changing. Micrometer-type depth gauge adjusts in 64ths of an inch. Kit consists of (1) Router, (2) edge guide and (3) Permanex® case... plus trammel point for cutting circles. Combines with bits and accessories listed below. Convenient built-in work light. 100% ball bearings. 25,000-rpm motor. Contoured handles. Trigger switch. Plastic chip deflector, eye shield. Built-in spindle lock for quick bit changing. Cuts up to 1½ in. deep. Collet-type chuck. Combination wrench, screwdriver. 8-ft. 3-wire cord, adapter. 110-120-v., 25-60-c. AC-DC. UL listed. Guaranteed 1 year (see page 15). See CRAFTSMAN COMMERCIAL story on page 4.
99 KT 25076C—Shipping weight 20 pounds... Kit \$74.99

- 1 Router only.
9 KT 2507—Wt. 8 lbs. 2 oz..... \$59.99
- 2 Adjustable Edge Guide.
9 KT 25163—Wt. 1 lb. 14 oz..... 4.99
- 3 Permanex™ Case only. Super-strong, double-wall polyethylene construction.
9 KT 1473—Shpg. wt. 6 oz..... \$7.99
- Trammel Point Attachment (not shown).
9 KT 25164—Shpg. wt. 1 lb. 8 oz..... 3.99
- Template Guide Bushings (not shown). 3 nickel-plated steel template guides... 7/16, 5/8, 1 1/16-inch outside diameter. Use with templates (15), (18) and (19) listed below.
9 KT 25069—Shpg. wt. 15 oz..... \$4.99



- 4 5-piece Router Bit Set. Also for drill presses, radial arm saws. ¼-inch diameter shank. 1 each: 3/8, 1/2-inch straight-face bits. 1/8, 1/16-inch veining bits. 1/2-inch bit for V-grooving or chamfering. Fits CRAFTSMAN Stanley, Porter-Cable as well as other power routers.
Shipping weight 7 oz.
9 KT 25515.....Set \$9.99
- 5 Arbor. 1/2-inch x 28 thread. Use with bits (11) listed at right. Two pilots are included.
Shipping weight 3 oz.
9 KT 2589.....Set \$1.99
- 6 Rabbet (4 Cutters in 1). Rabbet 3/8, 5/16 and 1/4 inch. Surface cut 1 1/4 inch.
Shipping weight 3 oz.
9 KT 25581.....\$4.99

- (7 thru 10) 1-piece Kromedge Router Bits. 1/2-inch diameter shank fits any router, drill press or radial arm saw. High speed alloy steel or carbide-tipped cutting edges. Kromedge bits last longer, stay sharp.
- 7 Straight-face Router Bits. Shpg. wt. 3 oz.
9 KT 25528—1/16 inch..... \$2.29
9 KT 2552—1/8 inch..... 1.59
9 KT 25521—1/4 inch..... 1.69
9 KT 25522—3/8 inch..... 2.29
9 KT 25523—1/2 inch..... 2.79
9 KT 25529—3/4 inch..... 4.99
- Carbide-tip Straight-face Router Bits.
9 KT 25524—1/4 inch. Shpg. wt. 3 oz..... 3.99
9 KT 25525—5/16 inch. Shpg. wt. 3 oz..... 4.49
9 KT 25526—3/8 inch. Shpg. wt. 3 oz..... 4.99
9 KT 25527—1/2 inch. Shpg. wt. 4 oz..... 5.99
- 8 V-groove Chamfering Bit. 1/2-inch.
9 KT 2557—Shpg. wt. 3 oz..... 3.99
- 9 Dovetail Cutter Bits. Shpg. wt. 3 oz.
9 KT 2553—1/4 inch..... 3.49
9 KT 25531—1/2 inch..... 3.99
- 10 Veining Bits.
9 KT 25598—1/16 inch. Wt. 2 oz..... 2.29
9 KT 2559—1/8 inch. Wt. 2 oz..... 1.79
9 KT 25592—3/16 inch. Wt. 3 oz..... 1.99
9 KT 25593—1/4 inch. Wt. 3 oz..... 2.19
9 KT 25594—1/2 inch. Wt. 3 oz..... 2.39

- 11 Arbor-type Cove and Bead Bits. Use with (5). Shipping weight 3 oz.
Cove Bits.
9 KT 25571—1/2-inch..... \$3.99
9 KT 25572—3/4-inch..... 3.99
- Bead and Quarter-round Bits.
9 KT 25561—1/2-inch..... 3.99
9 KT 25562—3/4-inch..... 3.99
- 12 1/4-inch Combination Panel Cutter.
9 KT 2554—Shpg. wt. 3 oz..... 2.99
- 13 3/4-inch Veneer Cutter. Ball bearing. Carbide tipped.
9 KT 25413—Shpg. wt. 3 oz..... \$9.99
- 14 1/2-inch Bevel Veneer Cutter. Ball bearing. Carbide tipped.
9 KT 25412—Shpg. wt. 3 oz..... \$9.99
- 15 1/2-inch Dovetail Template. Exact spacing, depth adjustment for flush or rabbeted dovetail joints. For stock to 12 inches wide, 5/16 to 1 1/4 inches thick. Channel plate, plastic comb, clamps. No bit, bushings.
Shipping weight 8 pounds 11 ounces.
9 KT 2572.....\$21.99

- 16 Laminated-plastic Trimmer Attachment. Trims, bevels Formica®, laminated plastic table tops, counters. Adjusts. Carbide-tipped bit. Fits routers on this page.
9 KT 25731—Shipping wt. 9 oz..... \$4.99
- Carbide-tipped combination straight and bevel Cutter Bit. For Formica® laminated plastic.
9 KT 2541—Shipping wt. 3 oz..... \$3.49
- 17 Sharpening Kit. Grinding wheel fits routers on this page. Adjustable fixture sharpens 1/4-inch shank bits.
9 KT 25169—Wt. 2 lbs. 10 oz..... Kit \$12.99
- 18 3-section Butt Hinge Template. Use with bushings at far left. Contractor type. For square or round cornered hinges up to 5 inches long. Mortise 2 or 3-hinge doors up to 8 feet high. 3/4 to 2 1/4 inches thick.
99 KT 2563C—Shpg. wt. 10 lbs..... \$26.99
- 19 Butt Hinge Template. Set of two. For 3 1/2 and 4-inch hinges. Use with template guide bushings 9 KT 25069 above and 1/4-in. router bit 9 KT 25523 at left.
9 KT 2575—Shpg. wt. 1 lb..... Set \$3.99



Deluxe Rotary Hobby Tool Kit

\$24.99


Li'l Crafty® Rotary Hobby Tool specially designed for all kinds of hobby work—model making, finishing small objects, sculpting. High-speed (25,000 rpm) gives excellent results on wood, plastic, non-ferrous metal.

Takes accessories with 1/8 or 3/32 inch shafts. Lightweight high-impact housing with hanging bail. 8 inches long . . . shaped so your fingers take a sure grip. Operates on 110-120-volt, 60-cycle AC. 6-foot 3-wire cord and adapter. Includes all accessories listed below except (1), (10) and (11). Instructions. Guaranteed 1 year (below). In wear-resistant Permanex® case . . . won't chip, rust, crack or peel.

9 KT 25162—Wt. 2 lbs. 14 oz. . . . Kit \$24.99

Rotary Electric Tool only.

9 KT 2516—Shipping wt. 1 lb. 10 oz. . . . 18.99



1 thru 22) Accessories. Wt. each 2 oz.

	Catalog No.	Description	Size (in.)	Price
(1)	9 KT 25104	Cup Bristle Brush	1/2 diam.	49c
(2)	9 KT 25105	Mandrel	3/32 shank	49c
(3)	9 KT 25106	Mandrel	1/8 shank	49c
(4)	9 KT 25113	Bud Burr	3/4 diam.	49c
(5)	9 KT 25114	Cylindrical Burr	1/2 diam.	49c
(6)	9 KT 25115	Wheel Burr	1/2 diam.	49c
(7)	9 KT 25119	Circular Burr	3/4 diam.	49c
(8)	9 KT 25122	Abrasive Disc	1/2 diam.	49c
(9)	9 KT 25123	Abrasive Cup	1 1/4 diam.	49c
(10)	9 KT 25124	Abrasive Cyl.	3/4 diam.	49c
(11)	9 KT 25125	Dressing Stone	3/8 x 1/2 x 1	49c
(12)	9 KT 25121	Abrasive Cone	3/4 diam.	49c
(13)	9 KT 25118	Wheel Pumice*	3/4 diam.	49c
(14)	9 KT 25117	Wheel Pumice*	1/2 diam.	49c
(15)	9 KT 25116	Abrasive Wheel	1 diam.	49c
(16)	9 KT 25112	Knife edge	1/2 diam.	49c
(17)	9 KT 25111	Square edge*	Felt wheel	49c
(18)	9 KT 25109	Circular Saw	3/4 diam.	49c
(19)	9 KT 25107	Rubber Wheel	3/4 diam.	49c
(20)	9 KT 25108	Separating Discs (Pkg. of 5)	3/4 diam.	49c
(21)	9 KT 25103	Wheel Brush	3/4 diam.	49c
(22)	9 KT 25101	Rag Buff Wheel	3/4 diam.	49c
	9 KT 25102	Rag Buff Wheel	1 diam.	49c

*Package of 2.



Electric Rotary Grinder

Professional quality for tool and die work, automotive, shop, advanced hobby . . . metal, wood, plastic, glass

Rotary Grinder only

\$39.99

25-piece Rotary Grinder Kit with case

\$56.99

23 Cut, carve, drill, sand, engrave, polish. Develops 1/2 HP. 24,000 rpm. 100% ball bearings. Collet chuck grips 1/8 and 3/16-in. shanks. Hang-up bail. Length: 10 inches. Kit includes rotary grinder, 6 rotary cutters, 9 grinding points, 1 1/2 x 1-in. sanding drum with 6 grit-sanding sleeves, bench stand, Permanex® polyethylene case same as (25) below. With 8-ft. 3-wire cord, adapter. UL listed. 110-120-v., 25-60-c. AC-DC. Guaranteed 1 year (see below).

9 KT 25845—Shipping weight 12 pounds. . . . Kit \$56.99

9 KT 2584—Rotary Grinder only. Shipping weight 4 lbs. 10 oz. . . . 39.99

24 Stand and Holder for rotary grinder above. Use on bench or as tool post holder on lathe (except 6-in. size). 4 1/2 in. high, 5 in. long.

9 KT 25846—Shipping weight 4 pounds 9 ounces. . . . \$9.99

25 Permanex® Case to hold grinder above and up to 50 accessories. Super-strong. Tough polyethylene . . . double-wall for extra strength. Won't rust, crack; resists acids, oils, cold. 16x4x10 in. wide.

9 KT 1462—Shipping weight 4 pounds 7 ounces. . . . \$5.99

(26 thru 31) Individual CRAFTSMAN Cutters. High speed steel. Type M-2. For wood, plastic, metal (except hardened steel). 3/8-in. shanks. Meet Fed. Specs. GGG-F-00340. Shipping weight each 3 ounces.

Cat. No.	Diam.	Shape	Price
(26)	9 KT 2966	1/4 in. Cylindrical	\$1.59
(27)	9 KT 2967	3/8 in. Spherical	1.59
(28)	9 KT 2970	3/8 in. Tree-pointed	1.59
(29)	9 KT 2968	3/8 in. Elliptical	1.99
(30)	9 KT 2971	3/8 in. Conical	1.59
(31)	9 KT 2969	3/8 in. Tree-radius	1.59

CRAFTSMAN 6-piece Rotary Cutter Set. One each sizes (26) thru (31) above. Separately totals \$10.34.

9 KT 2965—Shpg. wt. 6 oz. . . . Set \$8.99

(32 thru 34) Rotary Cutters. 3/8-in. shanks. For wood, plastic.

(32)	9 KT 64771-Rosp*	9 KT 64781-File†
(33)	9 KT 64773-Rosp*	9 KT 64783-File†
(34)	9 KT 64772-Rosp*	9 KT 64782-File†

Shipping weight 5 ounces. . . . Each 79c

*From W. Germany †From England

(44 thru 49) Individual Solid Carbide Burrs. 1/8-inch shanks.

(44)	9 KT 25641-Cylindrical	(47)	9 KT 25644-Cylindrical radius
(45)	9 KT 25642-Tree-shape	(48)	9 KT 25645-Ball-shape
(46)	9 KT 25643-Conical	(49)	9 KT 25646-Tree radius

Shipping weight 2 ounces. . . . Each \$2.99


(35 thru 43) Individual Mounted Grinding Points. Vitrified aluminum oxide on 1 x 3/4-inch steel shafts. For finishing, die cutting. Stone sizes shown.

Catalog Number	Diam. in.	Lgh. in.	Wt. oz.	Price
(35)	9 KT 6462	1/2	2	50c
(36)	9 KT 6463	3/8	1	3 50c
(37)	9 KT 6461	3/8	1 3/4	3 50c
(38)	9 KT 6458	1 1/4	3/8	3 50c
(39)	9 KT 6443	1	1	4 50c
(40)	9 KT 6459	3/4	1	3 50c
(41)	9 KT 6457	3/4	1 1/2	3 50c
(42)	9 KT 6460	1	1	4 50c
(43)	9 KT 6444	1 1/2	1/2	4 50c

Set of 9 Mounted Grinding Points. One each of points (36), (37), (38), (39), (41) and (42) above plus 1 x 1 1/2-in. point similar to (35), 1 x 1 1/2-in. point similar to (43) and 1-in. diam. spherical point (not shown).

9 KT 6414—Shpg. wt. 12 oz. Set \$3.59

All Routers, Rotary Grinders and Power Planers on these 2 pages meet the safety standards of the Power Tool Institute. See page 3.



Power Planer—Operate it with ONE hand!

Exceptionally easy to handle because it's so compact (9 1/16 in. long; 3 3/4 in. wide) and lightweight (only 5 3/4 lbs.). Helps take the hard work out of planing, sizing or beveling doors, windows and shutters. Excellent for use by tradesmen and in cabinet shops, home workshops.

100% ball bearings. Motor develops 3/8 HP. Cutter operates at 25,000 rpm. Planes off a path 1 3/4 in. wide, 3/64 in. deep. Two fences: 90° for square cuts; 95° for beveling. Slide switch. Satin-finish aluminum alloy housing.

Comes with 8-ft. 3-wire cord, adapter. 110-120-v., 25-60-c. AC-DC. UL listed. Guaranteed one year (see below).

9 KT 2502—Shipping wt. 6 lbs. 10 oz. \$36.99

Replacement Blade for above.

9 KT 25006—Shipping weight 5 oz. . . . 6.99

Cutter Sharpener Kit. Use planer motor to sharpen cutter blade. Instructions incl.

9 KT 25007—Shipping wt. 12 oz. Kit \$7.49



POWER TOOL GUARANTEE

We guarantee all Sears power tools against defects in materials or workmanship as follows: when the tool has been properly used, cared for and maintained, we'll repair or replace (at our option) and install within the time specified from date of sale, any part which proves, upon our examination, to be defective under normal use. Does not apply to tools used in rental service.

**CRAFTSMAN
COMMERCIAL**

7-inch Polisher or Sander

For commercial work in auto shops or in light industry



**Permanex® Cantilever
Carrying Case**

\$14.99

For sander 9 KT 776 or polisher 9 KT 777 shown at right. Super tough Permanex® polyethylene. Easy-griphandle. 21 1/4 x 12 1/2 x 12 1/4 in. 99 KT 1461L—Wt. 9 lbs. . . \$14.99

Either tool
\$69.99
without
keyed accessories



\$39.99

CRAFTSMAN® Sander-Polisher

2 speeds . . . fast for rough sanding . . .
slow for polishing autos, furniture, floors.

Convenient two-position control switch. Rigid sectional aluminum housing. Polished finish. Auxiliary handle mounts in 3 positions. Motor brushes externally accessible. 6-inch diameter rubber backup pad. Motor develops 3/4 HP. 100% ball and needle bearings. Precision helical gears for long life. Includes 3 assorted sandpaper discs, spanner wrench and polishing bonnet. 8-ft. 3-wire cord, adapter. 110-120-volt, 60-cycle AC. UL listed. Guaranteed 1 year, see page 15.

IMPORTANT—You can convert this tool into an efficient 2-speed electric drill. The 3/8-inch x 20-thread spindle takes the 3/8-inch chuck 9 KT 2980 shown on page 22 of this catalog.

9 KT 1151—Shipping weight 7 pounds 6 ounces. \$39.99

Aluminum-oxide Sanding Discs. Fit 9 KT 1151. 6-in. diameter, 3/8-in. center hole. Pkg. of 6. Wt. 6 oz.; (except 9 KT 25295; wt. 7 oz.).
9KT25293—Fine. Pkg. 69c
9KT25294—Medium. Pkg. 69c
9KT25295—Coarse. Pkg. 69c

6 Permanex® Carrying Case. Super-tough, durable. Easy-grip handle. For 9 KT 1151 above, former 9-794, 9-1150. 16x13 1/2 x 9 1/2 in. 9 KT 1482—Wt. 5 lbs. 7 oz. . . \$7.99

Lamb's Wool Polishing Bonnet. For 9 KT 1151 above and former 9-794, 9-1150. 6-inch diameter. 9 KT 2527—Wt. 4 oz. . . Each \$1.29

These tools are specialists . . . precision engineered to take constant use. Low front design gets in those tight places. Guaranteed 1 full year (see page 15)

1 Polisher. Buffs and polishes large wood or metal areas in no time. With dispenser, you can apply wax or polish as you buff. Motor develops over 1 HP, 1950 rpm; has ball bearings and spiral-bevel gears. Flexible backup pad gives under pressure—no ugly marks. Eye-bolt for overhead support. Handle can be used on either side. Non-glare satin finish. Includes lamb's wool polishing bonnet, can of wax, 8-ft. 3-wire cord, adapter. 110-120-volt, 25-60-cycle AC-DC. UL listed. Meets CRAFTSMAN COMMERCIAL standards . . . see page 4. Shipping weight 14 pounds 8 ounces.

9 KT 777 \$69.99

Lamb's Wool Polishing Bonnet. Replacement bonnet for above polisher.

Shipping weight 5 ounces.
9 KT 2528 \$1.49

2 Sander. Develops high speed (4400 rpm) needed for heavy sanding or paint removal, feather edging or weld grinding. Motor develops over 1 HP, has ball bearing construction, spiral-bevel gears for lengthy dependability. Eyebolt for overhead support. Non-glare satin finish. Handle can be used on either side. Includes 3 sanding discs, backup pad. 16 1/4-inches long. 8-ft. 3-wire cord, adapter. 110-120-v., 25-60 c. AC-DC. 3/8-in. x 11-thread spindle fits (4) and (5) below. UL listed. Order carrying case at upper left. Shipping weight 14 pounds.

9 KT 776 \$69.99

3 Safety Guard. Use with (5).
9 KT 1710—Wt. 1 lb. 8 oz. \$6.99

4 5-inch Wire Cup Brush Wheel. Fits 3/8-inch x 11-thread spindle of polisher-sanders listed above.
9 KT 64106—Wt. 2 lbs. 12 oz. . \$5.19

5 Grinding Disc. 7x3/4-in. Fits 3/8-in. spindle. Alum. oxide. Use with (3).
9 KT 64101—Wt. 1 lb. 1 oz. . . \$2.89

Aluminum Oxide Sanding Discs. For use with sander (2) and other 7-inch sanders. Tough fiber backing. 7-inch diameter, 3/8-inch center hole. Come in package of 10.

Catalog Number	Grit	Shipping weight	Pkg.
9 KT 25290	80	1 lb. 2 oz.	\$3.39
9 KT 25291	50	1 lb. 10 oz.	3.69
9 KT 25292	36	1 lb. 12 oz.	3.99

All CRAFTSMAN items now having the COMMERCIAL seal had to be field-tested by professional craftsmen for a full year before they could earn the COMMERCIAL seal. For more on CRAFTSMAN COMMERCIAL standards, please turn to page 4.

**CRAFTSMAN
COMMERCIAL**

1/2-HP Dual-action Sanders



1 Without built-in dust pickup **\$42⁹⁹**
 2 With built-in dust pickup **\$49⁹⁹**

Flip lever . . . shifts from orbital, fast-rough to straight-line, fine sanding. Built for heavy continuous service in cabinet, boat or auto shops . . . 100% ball bearing motor

(1 and 2) Sand wood or metal; remove paint or varnish. Knob handle fits side or front. Special non-glare satin finish on sectional aluminum alloy housing. Over 4000 strokes per minute. Motor develops over 1/2 HP. Meets performance requirements of Federal Specifications 005-90A. UL listed. 8-foot, 3-wire cord, adapter. 110-120-volt, 25-60-cycle AC-DC. Assortment of fine, medium, coarse no-load aluminum oxide 1/2-sheets included. Guaranteed 1 year, see page 15. Meets CRAFTSMAN COMMERCIAL standards . . . page 4.

3 Permanex® Case. Super-tough polyethylene gives sanders (1) and (2) top protection. Extra-strong double-wall construction. 16x13 1/2 x 9 1/4 inches deep.

Shipping weight 5 lbs. 7 oz.
 9 KT 1482 \$7.99

4 Lamb's wool Polishing Pad. Use to buff and polish. For Sanders (1) and (2).

Shipping weight 3 ounces.
 9 KT 2537 Each 89c



1 Sander without built-in dust pick-up system.
 9 KT 2240—Wt. 9 lbs. 2 oz. . . \$42.99

2 With built-in dust pick-up system. Vacuum system collects sawdust in swivel mounted bag.
 9 KT 2241—Shpg. wt. 12 lbs. 12 oz. . . \$49.99



CRAFTSMAN® Orbital Sander \$19⁹⁹

5 Sand wood, remove old paint or varnish . . . smooth dry wall joints. Also use as polisher with pad 9KT2530 below. Universal motor. No-load speed 4200 orbits per minute. 3 3/8 x 7-in. pad. Polished aluminum housing. UL listed. 8-foot 3-wire cord and adapter. 110-120-v., 60-c. AC. Two each, fine, medium, coarse sanding sheets. Guaranteed 1 year (pg. 15).

Shipping weight 6 pounds.
 9 KT 2582 \$19.99

CRAFTSMAN® Finishing Sander \$14⁹⁹

6 For fine finishing. Also use as polisher with pad sold below. Magnetic impulse driven . . . 14,400 strokes per minute. 3 3/8 x 7-inch pad takes 1/4 of a standard sandpaper sheet. Rigid aluminum housing . . . polished finish. Rubber mounted handle helps absorb vibration. UL listed. 8-ft. 3-wire cord and adapter. 110-120 volt, 60-cycle AC. Two each, fine, medium and coarse aluminum oxide sheets included. Guaranteed 1 year (see page 15 for details).

Shipping weight 5 pounds.
 9 KT 762 \$14.99

Lamb's Wool Polishing Pad for 9 KT 762, 9 KT 2582, 9 KT 2530—Shipping weight 2 ounces . . . 79c

Lamb's Wool Pad for 9KT2240, 9KT2241. 4 1/2 x 11 in. 9 KT 2537—Shipping weight 3 ounces . . . 89c

Economy Finishing Sander \$9⁹⁹

7 Magnetic impulse driven . . . 14,400 strokes per minute. 3x5 1/4-in. pad. Hi-impact plastic housing shaped for a firm, comfortable grip. UL listed. 6-foot 3-wire cord and adapter. 110-120-v., 60-c. AC. Two each, fine, medium and coarse aluminum oxide sanding sheets included. Guaranteed 90 days . . . please see guarantee on page 15.

Shipping weight 3 pounds 2 ounces.
 9 KT 2580 \$9.99

Tools on these 2 pages meet safety standards of Power Tool Institute . . . see page 3.



CRAFTSMAN® Dual-action Sander

3 3/8 x 7 1/4-inch pad changes from a fast-working orbital sander to a fine-finish, straight-line sander with a turn of a key. Sanding pad extends beyond sander sides for corners. Universal ball-and-sleeve bearing motor. 3500 orbital or straight-line strokes per minute. Knob for 2-handed sanding. Polished aluminum alloy housing. UL listed. 8-foot 3-wire cord, adapter. 110-120-volt, 60-cycle AC. Two each, fine, medium, coarse aluminum oxide sheets included. Guaranteed 1 year (see page 15 for details of guarantee).

9 KT 2246—Shipping weight 5 lbs. 15 oz. . . . \$32.99

Permanex® Case. For sanders 9 KT 2246, 9 KT 2582, 9 KT 762 and 9 KT 2580. Won't chip, crack, peel even at 20° below zero . . . won't rust. Resists denting, acids, oils. Double wall construction. 16x13x5 inches deep.

Shipping wt. 4 lbs. 8 oz.
 9 KT 1481 \$5.99



CRAFTSMAN
COMMERCIAL

4-inch Belt Sanders

Develop 1½ HP.. handy slide switch
for 2-speed operation



Without built-in
dust collector
\$69⁹⁹



With built-in
dust collector
\$79⁹⁹

With commercial-duty motor . . extra-large brushes . . insulated to resist overload

Without dust collector. Same belt sander as 99KT2267C described at right, but without built-in dust pick-up. No-load belt speeds: *high*—1500 surface feet per minute; *low*—1250 surface ft. per minute. To use for polishing and finishing work, order nylon web finishing belts listed at right below. Includes three assorted aluminum-oxide sanding belts: one fine, one medium and one coarse. Commercial-duty motor operates on 110-120-volt, 60-cycle AC. 8-foot, 3-wire cord and adapter. UL listed. Guaranteed one year (see below). See the "CRAFTSMAN COMMERCIAL" story on page 4.
99 KT 2262C—Shipping weight 18 pounds..... \$69.99

With dust-collector. Large 4x24-inch sanding belt . . 24 sq. in. of sanding surface . . stable sanding even on irregular surfaces . . helps prevent gouging. Belt tracks perfectly . . change in seconds with quick-release lever. Sands flush to vertical surfaces. Choice of 2 speeds: *high* (1500 surface feet per minute) for fast work on regular sanding jobs; *low* (1250 surface feet per minute) for polishing metal and wood with nylon web finishing belts listed below. Built-in dust pick-up system enclosed in high-impact housing. Dust bag detaches for quick emptying . . held upright by stiff wire frame . . swivel-mounted to stay out of your way while sanding. Aluminum alloy housing with non-glare satin finish. Ball and needle bearings. Locking double pole trigger switch with safety release. Combination gear and cogged belt drive. Includes assortment of 1 each fine, medium and coarse aluminum-oxide sanding belts. Operates on 110-120-volt, 60-cycle AC. 8-ft. 3-wire cord, adapter. UL listed. See guarantee below. See the "CRAFTSMAN COMMERCIAL" story on page 4.
99 KT 2267C—Shipping weight 18 pounds..... \$79.99

Uses 4x24-inch belts . . see listings below




\$44⁹⁹

CRAFTSMAN® 3-inch Belt Sander .. develops full 1 HP

This rugged sander will take the hard work out of one of the most tedious jobs in woodworking. Helps you get excellent results in cabinet work, boat or auto repair and refinishing. Fast wood removal on any large surface . . floors, doors, etc. 3x21-inch belt provides 14 square inches of sanding area. Sands wood, metal, stone, and plastic. Sands flush to vertical surfaces. For dust-free sanding use attachment 9 KT 22595 at right. No-load belt speed 1300 feet per minute. Ball and oil-impregnated sleeve bearings for longer life. Polished aluminum alloy housing. Handy slide switch set beneath handle. To use for polishing and finishing work, order nylon web finishing belts at right. Includes 3 aluminum oxide sanding belts: 1 fine, 1 medium, 1 coarse. 8-ft. 3-wire cord, adapter. 110-120-volt, 60-cycle, AC. Guaranteed 1 year, see above right for details of this guarantee.
99 KT 2242C—Shipping weight 12 pounds..... \$44.99

Uses 3x21-inch Belts . . see listings at right

GUARANTEE FOR SANDERS
We will repair at no charge any portable sander on this page that shows defects in materials or workmanship, if returned within one year of the date of purchase. See page 15. (Void if used in rental service.)



Belt Sander Accessories

- (1 and 2) **Permanex® Carrying Cases.** Blow-molded double-wall polyethylene construction . . won't chip, scratch, dent or rust . . even at 20° below zero. Storage space for sanding belts.
- 1 For 3-inch sander at left. 16x13½x 9½ inches.
9 KT 1482—Wt. 5 lbs. 7 oz..... \$7.99
- 2 For 4-inch sanders above. 21½x 12½x12¾ inches.
99 KT 1461L—Shpg. wt. 9 lbs.. \$14.99
- 3 **6-ft. Vacuum Attachment with Adapter.** For sander 99KT 2242C at left. One end fits sander, the other end fitted for CRAFTSMAN HOME-N-SHOP® Vac, most other tank-type shop, household vacs.
9 KT 22595—Shpg. wt. 2 lbs. 2 oz. \$8.99
- 4 **Nylon Web Finishing Belts.** Our best belts for fine finishing. Many uses! Clean marked floors . . clean soiled, faded paint . . polish brass, chrome, aluminum, steel . . clean rusted auto bumpers . . get fine satin finish on varnishes and lacquers . . polish pots, pans . . remove scuffs from floor tile . . polish finished wood floors . . clean tools and golf clubs.
Made of Microlon® non-woven nylon with silicon-carbide medium grit. Gives exceptionally uniform sanding because new abrasive grits are continually exposed as nylon fibers are worn away. Cloth backed and formed into endless belt.
For sanders 99KT 2262C, 99KT 2267C above, other 4-in. portables. 4x24-in.
9 KT 22262—Shpg. wt. 7 oz..... \$2.49
For sander 99KT 2242C left. 3x21-in.
9 KT 22272—Shpg. wt. 7 oz..... \$1.59

Lubricant for belts above (not shown). Minimizes loading for longer belt life. Helps prevent clogging so abrasive grit can cut cleanly. Ideal for all belt sanding and polishing operations . . on all metals, plastic and glass. 7-oz. tube.
9 KT 2866—Shpg. wt. 11 oz. . . . Tube 69c



All sanders on this page awarded P.T.I. Safety Seal . . see details on page 3



CRAFTSMAN® V-Belts

Length-coding assures you of perfect matching for multiple drives. Every belt balanced to run true. Tough, yet elastic enough to handle heavy shock loads. High twist cover fabric, neoprene impregnated. Resists oils, heat, etc.




HOW TO MEASURE

Measuring width: Measure across broader (outside) surface of belt being replaced (see sketch "A" above).

Measuring length: Measure around outside edge of both pulleys (not in groove). Use steel tape (see sketch "B" above). Check manufacturer's number on your old belt.

Catalog No.	Length	Mfr's. No.	Shpg. wt.	Each
9 KT 1529	3/4-inch	3L-Section		
	29 in.	3L290	4 oz.	99c
9 KT 1537	37 in.	3L370	4 oz.	99c

Catalog No.	Length	Mfr's. No.	Shpg. wt.	Each
9 KT 1617	1/2-inch	4L-Section		
	17 in.	4L170	4 oz.	99c
9 KT 1618	18 in.	4L180	4 oz.	99c
9 KT 1619	19 in.	4L190	4 oz.	99c
9 KT 1620	20 in.	4L200	4 oz.	99c
9 KT 1621	21 in.	4L210	4 oz.	99c
9 KT 1622	22 in.	4L220	4 oz.	99c
9 KT 1623	23 in.	4L230	4 oz.	99c
9 KT 1624	24 in.	4L240	4 oz.	99c
9 KT 1625	25 in.	4L250	4 oz.	99c
9 KT 1626	26 in.	4L260	5 oz.	99c
9 KT 1627	27 in.	4L270	5 oz.	99c
9 KT 1628	28 in.	4L280	5 oz.	99c
9 KT 1629	29 in.	4L290	5 oz.	99c
9 KT 1630	30 in.	4L300	5 oz.	99c
9 KT 1631	31 in.	4L310	5 oz.	\$1.09
9 KT 1632	32 in.	4L320	5 oz.	1.09
9 KT 1633	33 in.	4L330	5 oz.	1.09
9 KT 1634	34 in.	4L340	5 oz.	1.09
9 KT 1635	35 in.	4L350	5 oz.	1.09
9 KT 1636	36 in.	4L360	5 oz.	1.09
9 KT 1637	37 in.	4L370	5 oz.	1.09
9 KT 1638	38 in.	4L380	6 oz.	1.09
9 KT 1639	39 in.	4L390	6 oz.	1.09
9 KT 1640	40 in.	4L400	6 oz.	1.09
9 KT 1641	41 in.	4L410	6 oz.	1.19
9 KT 1642	42 in.	4L420	6 oz.	1.19
9 KT 1643	43 in.	4L430	6 oz.	1.19
9 KT 1644	44 in.	4L440	6 oz.	1.19
9 KT 1645	45 in.	4L450	6 oz.	1.19
9 KT 1646	46 in.	4L460	6 oz.	1.19
9 KT 1647	47 in.	4L470	7 oz.	1.19
9 KT 1648	48 in.	4L480	7 oz.	1.19
9 KT 1649	49 in.	4L490	7 oz.	1.19
9 KT 1650	50 in.	4L500	7 oz.	1.19
9 KT 1652	52 in.	4L520	7 oz.	1.39
9 KT 1654	54 in.	4L540	7 oz.	1.39
9 KT 1656	56 in.	4L560	7 oz.	1.49
9 KT 1658	58 in.	4L580	7 oz.	1.49
9 KT 1660	60 in.	4L600	8 oz.	1.49
9 KT 1662	62 in.	4L620	8 oz.	1.49
9 KT 1664	64 in.	4L640	8 oz.	1.49
9 KT 1666	66 in.	4L660	8 oz.	1.49
9 KT 1668	68 in.	4L680	8 oz.	1.49
9 KT 1670	70 in.	4L700	8 oz.	1.59
9 KT 1672	72 in.	4L720	9 oz.	1.59



CRAFTSMAN® precision-machined V-pulleys

(1 thru 4) Scientifically designed to give you top working performance. Grooves machined to maximum accuracy . . . helps eliminate belt slipping and power loss. All bores reamed to exact size.

To determine motor pulley diameter—multiply the diameter of the machine pulley by the machine rpm wanted. Divide this figure by the motor rpm for the motor pulley diameter needed.

To determine machine pulley diameter—multiply the motor pulley diameter by the motor rpm. Divide this figure by the machine rpm you want.

NOTE: All the diameters given in the tables below are for outer edge of pulleys only.

1 Die-cast Single-groove V-pulleys. Zinc alloy; aluminum finish. Socket-head setscrew. Fit 3/8 (3L) or 1/2-inch (4L) V-belts, except 9 KT 2800 which is for 3/4-inch (3L) belt only. 3/8, 1/2-in. bores have standard keyway.

Catalog Number	Outside diam., in.	Bore size inches	Shpg. wt. lbs. oz.	Each
9 KT 2800	1 1/2	3/8	4	59c
9 KT 28011	2	3/8	5	69c
9 KT 28012	2	3/8	5	69c
9 KT 28021	2 1/2	3/8	7	79c
9 KT 28022	2 1/2	3/8	7	79c
9 KT 28023	2 1/2	3/8	7	79c
9 KT 28031	3	3/8	7	89c
9 KT 28032	3	3/8	8	89c
9 KT 28033	3	3/8	8	89c
*9 KT 28041	4	1/2	10	\$1.09
*9 KT 28042	4	1/2	10	1.09
*9 KT 28043	4	1/2	10	1.09
*9 KT 28051	5	1/2	12	1.29
*9 KT 28052	5	1/2	12	1.29
*9 KT 28053	5	1/2	12	1.29
*9 KT 28061	6	1/2	15	1.49
*9 KT 28062	6	1/2	1	1.49
*9 KT 28063	6	1/2	1	1.49

*These pulleys are spoke type.

2 Hubless Single-groove V-pulleys. Zinc alloy, aluminum finish. Use side by side for multiple drives. Socket head setscrew. Fit 3/8-in. (3L) or 1/2-in. (4L) V-belts. 2 1/2, 3-in. diam. pulleys in 3/8, 1/2-in. bores have standard keyways.

Catalog Number	Outside diameter	Bore size	Shipping weight	Each
9 KT 29011	2 in.	1/2 in.	5 oz.	69c
9 KT 29012	2 in.	3/8 in.	5 oz.	69c
9 KT 29021	2 1/2 in.	3/8 in.	6 oz.	79c
9 KT 29022	2 1/2 in.	3/8 in.	6 oz.	79c
9 KT 29023	2 1/2 in.	3/8 in.	7 oz.	79c
9 KT 29031	3 in.	1/2 in.	7 oz.	89c
9 KT 29032	3 in.	3/8 in.	8 oz.	89c
9 KT 29033	3 in.	3/8 in.	8 oz.	89c

3 Cast-iron Single-groove V-pulleys. For 3/8, 1/2-inch (3L-4L) section V-belts. Standard keyway in 3/8 and 1/2-inch bores.

Catalog Number	Outside diam., in.	Bore size, in.	Shpg. wt. lbs. oz.	Each
9 KT 28812	2	3/8	9	\$1.49
9 KT 28822	2 1/2	3/8	14	1.89
9 KT 28824	2 1/2	3/8	12	1.89
9 KT 28832	3	3/8	1	2.09
9 KT 28834	3	3/8	1	2.09

For following, order bushings below

Catalog No.	Bore size, in.	Shpg. wt. lbs. oz.	Each
9 KT 28847	4	1 12	2.99
9 KT 28857	5	2 10	3.59
*9 KT 28867	6	2 12	4.09
*9 KT 28866	8 1/2	3 12	4.79

*These pulleys are spoke type.

Bushings . . . for 4 sizes above

Catalog No.	Bore size, in.	Shpg. wt. lbs. oz.	Each
9 KT 29171	3/8 in.	12 oz.	\$1.59
9 KT 29172	1/2 in.	11 oz.	1.59
9 KT 29173	3/4 in.	10 oz.	1.59
9 KT 29174	1 in.	9 oz.	1.59
9 KT 29175	1 1/4 in.	8 oz.	1.59
9 KT 29177	1 1/2 in.	6 oz.	1.59

4 Die-cast Cone V-pulleys. Made of zinc alloy with aluminum finish. 3 or 4 step. Socket-head setscrew. Fit 3/8, 1/2-inch V-belts. 3/8, 1/2-inch bores have standard keyway.

Catalog Number	Bore size, inches	Step diameter, inches	Shpg. wt. lbs. oz.	Each
9 KT 27881	1 1/2	3 3/8, 2 3/8, 2	1	\$1.49
9 KT 27882	2	3 3/8, 2 3/8, 2	1	1.49
9 KT 27883	2 1/2	3 3/8, 2 3/8, 2	1	1.49
9 KT 27921	2 1/2	4 3/8, 2 3/8, 2	1	6 1.79
9 KT 27922	2 1/2	4 3/8, 2 3/8, 2	1	7 1.79
9 KT 27923	2 1/2	4 3/8, 2 3/8, 2	1	6 1.79
9 KT 27931	3	5 1/4, 3 1/2	1	9 2.19
9 KT 27932	3	5 1/4, 3 1/2	1	10 2.19
9 KT 27933	3	5 1/4, 3 1/2	1	10 2.19




CRAFTSMAN® Single-end Mandrel

Excellent for polishing and buffing metals and plastic; also ideal for removing paint and rust. Sturdy aluminum alloy construction with permanently lubricated ball bearings for long life. Two removable machine flanges with 1 1/4-inch diameters are included.

3/8x12 1/2-in. shaft with 3/8-in. x20 right-hand thread on one end; other end flattened with 3/8-in. diameter for pulley and setscrew. Machine pulley not included . . . see listings at right. Speed should not exceed 3450 rpm.

Shipping weight 3 pounds 1 ounce.
9 KT 4955 . . . \$9.99



Line Shaft and Accessories

Mount line shaft, couplings and collar on bench or as overhead drive. Use 1/2-HP motor or larger.

Line Shaft—use 1/2-inch for light tools; use 3/8 or 3/4-inch for heavier machines, larger motors.

Rigid Coupling—use to connect sections.

Flexible Coupling—use to connect motor to shaft.



Line Shaft Collar—helps prevent endwise drift.

NOTE

Rigid and flexible couplings and line shaft collar have 3/8-in. bore with bushings for 3/8 and 1/2-in. shafts.

Catalog No.	Size	Accessory	Shpg. wt.	Each
5 9 KT 28394	1/2, 3/8, 3/4-in.	Rigid Coupling	8 oz.	\$2.09
6 9 KT 28255	1/2, 3/8, 3/4-in.	Line Shaft Collar	6 oz.	79c
7 9 KT 2833	1 1/2x24-in.	Steel Shaft	1 lb. 15 oz.	1.19
99 KT 2834C	1 1/2x48-in.	Steel Shaft	3 lbs.	1.89
99 KT 2830C	3/4x48-in.	Steel Shaft	5 lbs.	2.69
99 KT 2835C	3/4x48-in.	Steel Shaft	7 lbs.	3.29
8 9 KT 27501	1/2-in.	Pillow Block	14 oz.	2.29
9 KT 27502	3/8-in.	Pillow Block	14 oz.	2.39
9 KT 27503	3/4-in.	Pillow Block	1 lb.	2.49
9 9 KT 28404	1/2, 3/8, 3/4-in.	Flexible Coupling	13 oz.	2.29
10 9 KT 2820	1/4-in.	Cup Oiler	2 oz.	25c

CRAFTSMAN® Motors have



1 1/2-HP \$32.99

2 1/4-HP \$19.99

High-speed capacitor-starting

1/2-HP \$36.99

3450 rpm. Rated for continuous duty. For power bench saws, jointer-planers, shapers, other hard-starting high-speed tools. Rigid base mounts in any position. Motor positions in cradle. Knockout for BX or conduit connections. Quick voltage links for voltage changes in seconds. Mounting 3x4 3/4-inch NEMA 56 frames. Reversible rotation. Quick-connect terminals. Ground lug meets local electric codes. Double-end shaft 1/2 (plus 5/8-inch adapter-sleeve) and 5/8 inch. Single-phase 60-cycle AC. 4-ft. 3-wire cord, plug, adapter.

With ball bearings. Manually reset overload protector and shaft cover.

Catalog Number	HP	RPM	Volts	Shipping weight	Each
99 KT 1218C	1/2	3450	110-120 or 230	20 pounds	\$36.99
99 KT 1219C	3/4	3450	110-120 or 230	24 pounds	43.99
99 KT 1220C	1	3450	110-120 or 230	26 pounds	49.99
99 KT 1221C	1 1/2	3450	110-120 or 230	27 pounds	69.99

With sleeve bearings. No overload protector or quick voltage links.

Catalog Number	HP	RPM	Volts	Shipping wt.	Each
99 KT 1216C	1/2	3450	110-120	19 pounds	\$32.99
99 KT 1226C	3/4	3450	110-120	24 pounds	37.99
99 KT 1217C	1	3450	110-120	26 pounds	42.99

General-purpose capacitor-starting


- 1 1725 rpm. Extra torque for hard-starting tools. Mount in any position. Reversible. 56 frame. 3/16-in. keyway. 1-phase 60-c. AC. Mounting 3x4 3/4 in. 1/2-HP. Sleeve bearings. Overload protector. Single-end shaft (1/2-in. diam. with 5/8-in. adapter sleeve). Resilient base. 4-ft., 3-wire cord, plug, adapter. 99 KT 1970C—(110-120 or 230-volt.) Shipping weight 19 lbs. \$32.99
- 1/2-HP. Sleeve bearings. Double-end shaft (1/2-in. plus 5/8-in. adapter sleeve and 5/8-inch diameter). Resilient base. 4-foot, 3-wire cord, plug, adapter. 99 KT 1214C—(110-120-volt.) Shipping weight 21 lbs. \$34.99
- 1/2-HP. Ball bearings. Excellent for pumps, compressors, etc. Overload protector. Double-end shaft (1/2-inch plus 5/8-inch adapter sleeve, and 5/8-inch diameter). Rigid base. 4-foot, 3-wire cord, plug, adapter. 99 KT 1213C—(110-120 or 230-volt.) Shipping weight 22 lbs. \$42.99
- 3/4-HP. (Not shown.) Sleeve bearings. Excellent for metal-turning lathes. Single-end shaft (5/8-inch diameter). Resilient base. Without cord. 99 KT 1227C—(110-120 or 230-volt.) Shipping weight 25 lbs. \$47.99
- 1-HP. Ball bearings. For pumps, compressors, etc. Overload protector. Single-end shaft (5/8-inch diameter). Rigid base. 4-foot, 3-wire cord, plug, adapter. 99 KT 1215C—(110-120 or 230-volt.) Shipping weight 32 lbs. \$63.99

Split-phase . . . for easy starts

- 2 Ideal for home, shop or farm use. Deliver all the power needed for small drill presses, lathes, jig saws, band saws, grinders, belt sanders, easy-starting farm equipment and many other easy-start applications. Bolts are extended through for end-bell mounting. Reversible rotation. 110-120-volt, 60-cycle single-phase AC. 1725 rpm. Sleeve bearings. 3x4 3/4-inch resilient base mounting. Motor mounts in any position. Mylar polyester insulated. With 4-foot, 3-wire electric cord, plug and adapter. Overload protector and on-off switch not included.

Catalog No.	HP	Shaft-end diameter	Shpg. wt.	Each
99 KT 1210C	1/4	Single 1/2 in.*	16 lbs.	\$19.99
99 KT 1211C	1/2	Single 1/2 in.*	18 lbs.	23.99
99 KT 1212C	3/4	Double 1/2*-3/4 in.	19 lbs.	26.99

*With 5/8-inch adapter sleeve. †Registered DuPont trademark



Reversible variable-speed Motor

1/2-HP \$79.99

3 No need for belt changes, step pulleys, speed control attachments. Use on drill presses, wood-turning lathes, other bench power tools requiring variable speeds. Dial any speed between 500 and 5000 rpm. Silicon-controlled rectifier provides full power at all speeds. Flip lever to reverse rotation. On-off switch. Manually reset overload protector. Receptacle for accessories below.

Single-end, 5/8-in. shaft; 3/16-in. keyway. Mounting meets NEMA 56 frame (3x4 3/4 in.), 4-ft. 3-wire cord with adapter. Single-phase universal type 110-120-v., 60-c. AC. Mount in any position.

1/2-HP Motor. Shipping weight 16 pounds. 99 KT 2348C. \$79.99

3/4-HP Motor. (Not shown.) Shpg. wt. 18 lbs. 99 KT 2346C. 89.99

1-HP Motor. (Not shown.) Shpg. wt. 18 lbs. 99 KT 2347C. 104.95

4 Foot Control. For all CRAFTSMAN reversible, variable-speed motors. Set speed on motor. Push pedal to start, release to stop, 8-ft. cord. 9 KT 23458—Shipping weight 2 lbs. 2 oz. \$9.99

5 Remote Speed Control. For 99 KT 2346C above and former 99-2345. Speed-control dial and on-off switch. 4-ft. cord included. 9 KT 23459—Shipping weight 2 lbs. 5 oz. \$9.99

As above but for 99 KT 2347C and 99 KT 2348C. 9 KT 23488—Shipping weight 2 lbs. 5 oz. 9.99



4



5

Sears Has a Credit Plan to Suit Your Needs

SEE BIG BOOK OR ASK FOR DETAILS

Blower and Fan Motors

Replace 1/4, 1/2, 3/4, 1-HP furnace, attic, window-blower motors. 1/2-HP split-phase, 110-120-v., 60-c. AC. Reversible. Mount in any position. Automatic reset overload protector. Single-end 1/2-in. flattened shaft, 5/8-in. adapter. Sleeve bearings. Through-bolts for direct drive fans. Flexible NEMA mounting—2 7/16x4 1/4 in. (48 frame); 3x4 3/4 in. (56 frame).

Single-speed. 1725 rpm. 2 7/16x4 1/4-in. mounting. 99 KT 19835C—Shipping weight 18 lbs. \$27.99

Single-speed. 1725 rpm. 3x4 3/4-in. mounting. 99 KT 1983C—Shipping weight 20 lbs. 27.99

2-speed. 1140 or 1725 rpm. 3x4 3/4-in. mounting. 99 KT 1971C—Shipping weight 22 lbs. \$33.99


Motor Accessories for bench power tools

6 Floating Motor Rails. For motors 1-HP and less moved from one power tool to another. 2 3/8 to 5 inches between centers. Fasteners included. Set of 1 rail, 2 clips. Pkg. of 2 clips only. 9KT2265—Wt. 15 oz. \$1.99 9KT2268—Wt. 6 oz. 59c

7 On-off Rocker Switch. For bench power tools; can be mounted. For motors up to 1-HP (universal motors to 1 1/2-HP). 8-ft., 3-wire cord (110-120-v. AC, 15 amps. Two 3-prong receptacles—one controlled by switch; one always "on" for lamps, etc. 9 KT 12085—Shipping weight 1 lb. 8 oz. \$7.99



Low as \$27.99



6

7

standard mounts..will replace any make motor

Extra-torque 1/3 to 7 1/2-HP Motors..for compressors, pumps, sprayers, machine tools



1/3-HP \$44.99

CRAFTSMAN®

capacitor-start, induction-run

General-purpose. For compressors, sprayers, grain-handling augers and other tough-starting loads on farm or in workshop. Rigid base. 56 frame. Totally enclosed and fan-cooled. 3/4-in. keyed, single-end shaft.

Ball bearings take greater thrust loads... run quieter and longer... need no lubrication. Manual-reset overload protector prevents burn-outs. Electrically reversible. Mount in any position. No oil cups or drainage. 110-120 or 230-v., 60-c. single-phase AC. No switch or cord.

Catalog No.	HP	RPM	Base mount	Shpg. wt.	Price
99 KT 1222C	1/3	1725	3x4 3/8 in.	22 pounds	\$44.99
99 KT 1223C	1/2	1725	3x4 3/8 in.	26 pounds	49.99
99 KT 1224C	3/4	1725	3x4 3/8 in.	35 pounds	58.99
99 KT 1225C	1	1725	3x4 3/8 in.	40 pounds	69.99



1 1/2-HP \$51.99

2 1-HP \$67.99

CRAFTSMAN® heavy-duty repulsion-start, induction-run

1 Give up to twice the starting torque of capacitor-start motors of equal size—with as little as half the starting current. Especially good for cold-weather starting of heavy-duty pumps, bunk feeders and other equipment which starts under heavy loads. Do not blow fuses in low-voltage rural areas. High operating torque handles overloads with ease. Single-end shaft. Open ventilated frame.

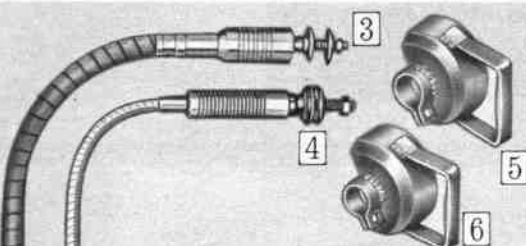
Permanently lubricated ball bearings for heavy thrust loads. Reverse by shifting brushes. Mount in any position. Operate on 110-120 or 230-volt, 60-cycle single-phase AC. Guaranteed for 1 year (see guarantee below).

Catalog Number	HP	Frame size	Shaft diameter	Key width	Base mount	Shipping weight	Cash
99 KT 12301C	1/3	56	3/8 inch	3/16 inch	3 x 4 3/8 inches	40 pounds	\$51.99
99 KT 12311C	1/2	56	3/8 inch	3/16 inch	3 x 4 3/8 inches	40 pounds	62.99
99 KT 12321L	1	182	3/4 inch	3/8 inch	4 1/2 x 7 1/2 inches	64 pounds	79.99
99 KT 12331N	1 1/2	184	3/4 inch	3/8 inch	5 1/2 x 7 1/2 inches	76 pounds	102.95

CRAFTSMAN® heavy-duty capacitor-start, induction-run

2 Big overload capacity. For equipment that requires high starting torque... pumps, crop driers, ventilating fans, blowers, deep freezers, air compressors, grain conveyors, barn cleaners, silo unloaders, hay elevators, etc. Permanently lubricated, grease-sealed ball bearings for extra thrust loads. Manual-reset overload protector prevents burn-outs. Electrically reversible. Open frame. Mount in any position. No oil cups or drainage. Single-end shaft. No switch or cord. 60-cycle single-phase 110-120 or 230-volt AC (3, 5 and 7 1/2-HP motors 230-volt only). Guaranteed 1 year (see guarantee below).

Catalog Number	HP	RPM	Frame size	Shaft diameter	Key width	Base mount	Shipping weight	Price
99 KT 12706L	1	1725	182	3/4-inch	3/8-in.	4 1/2 x 7 1/2 in.	63 pounds	\$67.99
99 KT 12716N	1 1/2	1725	184	3/4-inch	3/8-in.	5 1/2 x 7 1/2 in.	74 pounds	75.99
99 KT 12726N	2	1725	213	1 1/8-inches	3/4-in.	5 1/2 x 8 1/2 in.	92 pounds	89.99
99 KT 12736N	2	3450	184	3/4-inch	3/8-in.	5 1/2 x 7 1/2 in.	74 pounds	92.99
99 KT 12747N	3	1725	215	1 1/8-inches	7/8-in.	7 x 8 1/2 in.	111 pounds	134.95
99 KT 12756N	5	1725	215	1 1/8-inches	7/8-in.	7 x 8 1/2 in.	122 pounds	164.95
99 KT 12766N	7 1/2	1725	215	1 1/8-inches	7/8-in.	7 x 8 1/2 in.	176 pounds	239.95



CRAFTSMAN® Flexible Shafts, Guards

72-in. Shaft \$42.99 | 50-in. Shaft \$17.99

3 72-inch Shaft. Extra-long... heavy-duty. 1/2-in. wire core. Spiral-steel liner has oil-resistant fabric jacket; reinforced synthetic-rubber cover. Chrome-plated steel motor coupling and knurled handpiece. Extra-large ball bearings. 1/2-in. x 20-thread spindle. Fits any 1/2 or 3/4-in. motor shaft up to 1-HP capacity. Operates at 1725 or 3450 rpm. 99 KT 2655L—Shipping weight 12 lbs. \$42.99

4 50-inch Shaft. General-purpose. 3/8-in. core. Ball-bearing aluminum-alloy handpiece and coupling. Steel end fittings. 1/2-in. x 20-thread spindle. Fits any 1/2 or 3/4-in. motor shaft up to 1/2-HP capacity. Operates at 1725 or 3450 rpm. 99 KT 2633—Shipping weight 6 pounds. \$17.99

38-inch Extension for 50-inch shaft above. 99 KT 2634—Shipping wt. 3 lbs. 2 oz. \$6.99

(5 and 6) Wheel Guards. Designed for use with any 4-in. grinding or wire wheel. Protect hands and eyes. Includes hand grip.

5 Fits 99 KT 2633 above or any flexible shaft with 1 1/8-in. diameter handpiece. 99 KT 2637—Shipping weight 1 lb. 8 oz. \$4.79

6 Fits 99 KT 2655L above or any flexible shaft with 1 1/4-in. diameter handpiece. 99 KT 2638—Shipping weight 1 lb. 8 oz. \$4.79

Be sure your CRAFTSMAN® heavy-duty Motor will fit



LEGEND FOR DIAGRAM AND TABLE BELOW: "A"—length of motor housing (excluding motor shaft). "B"—distance from bottom of base plate to top of motor housing. "C"—distance from bottom of base plate to center of motor shaft. "D"—max. width of motor housing.

NOTE: DIMENSIONS IN THE TABLE BELOW GIVEN IN INCHES

Catalog No.	A	B	C	D	Catalog No.	A	B	C	D
99 KT 12706L	9 3/4	8 9/32	4 1/2	11 3/8	99 KT 12301C	9 1/2	6 19/32	3 3/8	8
99 KT 12716N	10 3/4	8 9/32	4 1/2	11 3/8	99 KT 12311C	10	6 19/32	3 3/8	8
99 KT 12726N	12 1/4	9 3/8	5 1/2	12 7/8	99 KT 12321L	11 1/4	8 9/32	4 1/2	10 7/8
99 KT 12736N	10 3/4	8 9/32	4 1/2	11 3/8	99 KT 12331N	12 3/4	8 9/32	4 1/2	10 7/8
99 KT 12747N	13 3/4	9 3/8	5 1/2	12 7/8					
99 KT 12756N	14 1/2	10 9/16	5 1/2	15					
99 KT 12766N	15 3/4	10 9/16	5 1/2	15					

MOTOR GUARANTEE

We will repair at no charge, any Sears Electric Motor proving defective in materials or workmanship, if returned within one year from date of purchase.


MOTOR BOOK

Included with each Sears motor. Gives valuable information on motor installation, applications and maintenance.

Specially designed to handle tough commercial jobs..

Here's what this versatile saw can do by itself and in combination with accessories listed on this and the

opposite page. "CRAFTSMAN Radial-arm Saw Book" below explains all these operations in detail.



New **CRAFTSMAN**® 12-inch Saw develops a full 4½ HP .. cuts wood 4 inches thick

\$339⁰⁰

- Carriage glides on round steel tracks for extra-long service
- Color-Coded controls up front for fast and easy set-ups
- Blade doesn't protrude from table when outripping .. safer
- Legs can be mounted horizontally for use as carrying handles

A massive, brawny, extra-powerful saw .. precision-built for superb cutting accuracy. Top commercial quality throughout. Electro-mechanical brake stops blade automatically .. more convenient than ordinary mechanical brakes .. does not drag when blade is started. No waiting between set-ups. Carriage glides on sealed, permanently lubricated ball-bearings. Motor, yoke and carriage easily removed.

Extra-large 28¼x44-inch table provides plenty of work space. Back-end of ¾-inch arbor has standard ½-inch x 20-thread .. needs no special adapters for standard accessories. Automatic thermal overload protector resists motor burnout. Adjustable anti-kickback and splitter.

Cuts from top .. layout marks are always in view. Settings hold fast .. give precision cuts even with repeated operations. Handle and motor are an integral assembly .. single-hand control with full-view cutting keeps you in control at all times. Rocker-type switch with key-lock .. provides extra safety when tool is left unattended.

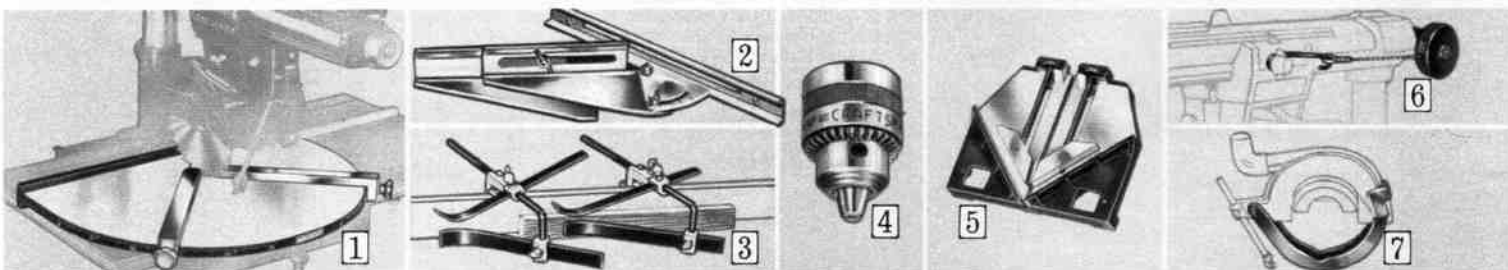
Direct drive for full power .. no belts needed. Capacitor-start motor has permanently lubricated ball bearings for long life. Operates on 110-120 or 230-volt, 60-cycle AC. 12-inch Kromedge® combination blade. UL listed. Guaranteed for 1 full year (see page 15). See accessories below and on facing page. 99 KT 2952N—Shipping weight 236 lbs. .. \$339.00

SPECIFICATIONS

- Motor .. develops 4½ HP, 3450 RPM
- Blade size .. 12-inch x ¾-inch hole
- Depth of cut (maximum) .. 4 inches
- Depth of cut 45° (maximum) .. 3¼ inches
- Width of crosscut (max.) in 1-in. stock .. 1.6 in.
- Width of rip (maximum) .. 26½ inches
- Height adjustment .. 9¾ inches
- Dado size .. 8-in. diameter x 1½ in.
- Dado depth (maximum) .. 1½ inches
- Miter index stops .. Arm rotates 360°, fixed stops at 0° and 45° right or left
- Yoke .. Swivels 180° left or right with fixed stops at 0° and 90° right or left
- Bevel index .. Motor tilts 180°—fixed stops at 0°, 45° and 90° right or left
- Scales .. Miter, bevel, in-and-out rip
- Table .. Resin-bonded chipboard 28¼x44x1 in.
- Column diameter .. 3 inches
- Distance from center line of column to end of arm .. 30½ inches
- Over-all size .. 34¼ inches high, 44 inches wide, 38¾ inches long



This Saw meets the safety standards of the Power Tool Institute .. please see page 3.



You get many more uses from your **CRAFTSMAN**® Radial-arm Saw with these

1 Miter Top. For quick, easy, extremely accurate miter cuts. Designed for left and right hand mitering with radial-arm saw in cutoff position. Makes many of the more complicated miter cuts simpler to set up. Lets you find and fit unknown angles. With the aid of a square you can find roof pitches and bracing angles, make layouts fast. Made of aluminum and wood. Fits all CRAFTSMAN and many other radial-arm saws. 32x21 inches. 99 KT 2963C—Shpg. wt. 17 lbs. \$29.99

Radial-arm Saw Book

Gives complete information for getting the most out of the radial-arm saws shown in this catalog. Explains and illustrates all operations. 102 pages in all. Durable plastic cover. 99 KT 2938—Wt. 15 oz. \$3.99

2 Shaper Fence. 3-inch movement, 45° angular adjustment. Ideal support when cutting picture, window or door frames. 9 KT 2954—Wt. 4 lbs. 3 oz. \$6.99

3 Hold-down Attachment. Fits most bench saws, radial-arm saws, shapers and jointers. Keeps hands away from cutting blade. Provides constant pressure on the work piece during the entire length of the cut. Four steel fingers hold work tightly against fence and table top .. keeps it from creeping away from the blade.

Attachment includes 2 clamps for attaching auxiliary rip fence (rip fence not included) to regular rip fence; 2 tempered steel "L" rods that attach to clamps and hold-down fingers; 4 holding fixtures that lock fingers to "L" rods; 4 spring steel hold-down fingers. All mounting hardware and instructions included. 9KT3230—Wt. 2 lbs. 11 oz. Set \$4.99

4 CRAFTSMAN Key Chuck. Converts your saw for routing, drilling. Precision geared. Holds standard shank boring tools up to ½ inch diameter. Fits ½-in. x 20-thread shaft. Capacity: ¼ to ½ inch. Key. 9 KT 2980—Shpg. wt. 1 lb. .. \$5.99

5 Miter Vise. A double-jaw vise for cutting perfect 45° miters (90° miter joints) on all radial-arm and swing saws. Holds molding and frame sections up to 3 inches wide. Aluminum base and jaws with steel screw. For wood or metal. 9 KT 3279—Shpg. wt. 2 lbs. .. \$9.99


6 Automatic Carriage Return. Strong steel wire automatically returns carriage to rear of arm after cross-cut. Operates on any miter angle. Steel construction. Painted charcoal gray. For radial-arm saws 99 KT 2943N (on page 21) and 99 KT 2952N above. 9 KT 2956—Shpg. wt. 1lb.6 oz. \$6.99

7 Floating Ring Guard. Gives maximum protection while allowing you a clear view of your work at all times. Guard "floats" up and covers work as saw is fed .. does not become an unwanted distraction during cutting. Fits saw 99 KT 2943N on page 21 and former saws 99-2940, 99-2941. Not for use on radial-arm saw 99 KT 2932N on page 25 and radial-arm saw 99 KT 2952 above. 9 KT 29005—Shpg. wt. 1 lb. 8 oz. \$6.99

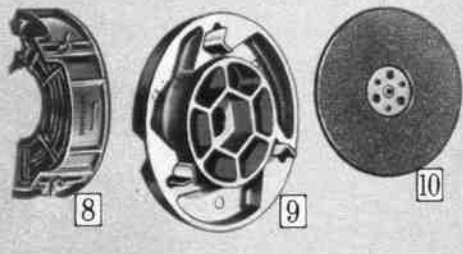
8 Molding Head Guard. Shown on facing page. For extra protection when saw is used as a shaper. Use with molding heads and dados up to 7-inch diameter on page 29. Fits radial-arm saws on pages 22 to 25, former saws 99-2900, 99-2940, 99-2941. 9 KT 29524—Shpg. wt. 1 lb. 1 oz. \$8.99

Same as 8 above, but fits molding heads and dados up to 8-inch diameter. Shipping weight 1 lb. 8 oz. 9 KT 29523 .. \$8.99

our largest, most powerful Radial-arm Saw



Legs Included . . .
no stand needed



handy accessories

(No. 8 described on facing page.)

9 Rotary Surface Planer Attachment. Three blades give extra-smooth finish. $\frac{5}{8}$ -inch hole. Fits all Craftsman radial-arm saws in this book . . . see pages 22 to 25 . . . also former saws 99-2940, 99-2900, 99-2941, and 99-2931.

Shipping weight 1 pound.
9 KT 29512 \$6.99

Surface Planer Attachment with Carbide Tip. Similar to (9) above, but carbide tips stay sharp much longer . . . last much longer than non-tipped surface planers.

Shipping weight 1 pound.
9 KT 29513 \$9.99

10 Sanding plate. One side medium grit, other side coarse. Diameter ten inches. Flat sanding surface. $\frac{5}{8}$ -inch x 12-Acme thread hub. Fits most CRAFTSMAN radial-arm saws and CRAFTSMAN radial-arm saws in this book . . . see pages 22 to 25. Also fits former saws 99-2940, 99-2900, 99-2941, and 99-2931.

Shipping weight 4 pounds 6 ounces.
9 KT 22724 \$5.99

Heavy-duty Stand or Cabinet

With 3 drawers
and door **\$51⁰⁰**

11 Provides solid support for radial-arm saws and other heavy tools. Use with 99 KT 2943N on page 24 or saw 99 KT 2932N on page 25. Converts into a shop cart with casters (listed at right, below). Holds 5 drawers (listed below).

Door perforated to hold hooks for tools and accessories.

Basic stand has top tray with $1\frac{3}{4}$ -inch rim. Use with rim down as shelf or up as tray. Adjustable feet. Steel. Gray-enamelled finish. $23\frac{3}{8} \times 24\frac{3}{8} \times 33$ inches high. Shipped unassembled.

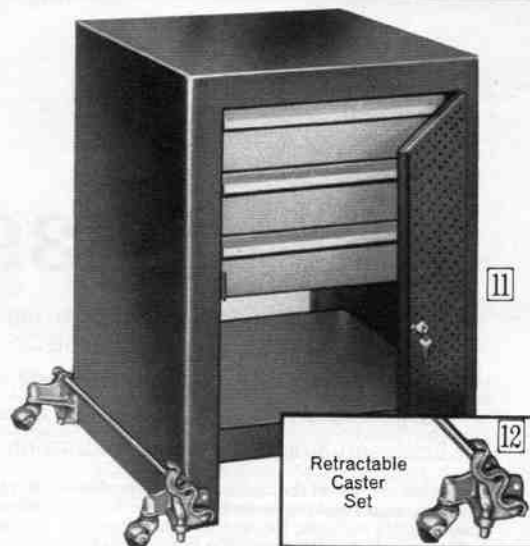
Basic Stand. Without door or drawers.
Shipping weight 51 pounds.
99 KT 1037L \$29.99

Stand with 3 drawers and door. For full information, please see description of drawers and door below.
Shipping weight 86 lbs.
99 KT 10305L5 \$51.00

Steel Drawer.* With red trim. $16\frac{7}{8} \times 16\frac{7}{8} \times 4\frac{7}{16}$ inches high. With mounting rails and drawer slides.
Shipping weight 9 pounds.
99 KT 10328C \$5.49

Steel Door.* $24\frac{7}{8}$ inches high; $20\frac{3}{4}$ in. wide. Full-length hinge. Tumbler lock and 2 keys are included.
Shipping weight 8 pounds.
99 KT 10336C \$5.99

*These 2 accessories fit stand above, and also 99 KT 10265N2 on page 104.




Retractable
Caster
Set

12 Retractable Caster Set. 450-lb. capacity. Step on lever to lower casters for rolling . . . step on it again to retract casters. Cast aluminum. Hard plastic wheels. For stand above. Also for 99 KT 10525C, 99 KT 1071C on page 37 and 99 KT 10265N2 on page 104. Fits former 99-1026, 99-10425, 99-1030 and 99-10307. Set of 4 casters.
99 KT 1042C—Shipping weight 8 pounds. Set \$13.99

Heavy duty retractable Caster Set (not shown). Capacity 600 pounds. Similar to caster set above but with heavier aluminum construction throughout. Solid-rubber ball casters start rolling the instant you push. Fits all stands listed under above caster set. Set of 4 casters.
99 KT 1041C—Shipping weight 8 pounds. Set \$19.99

CRAFTSMAN® 10-inch Radial-arm Saw develops 2 HP

Special electro-mechanical brake stops blade within 10 seconds



Without stand **\$239⁰⁰**

- Automatic friction lock holds carriage securely when it is pushed to rear end of track . . . helps stop bounce-back and creeping
- Color-coded controls are positioned up front for speedy setups
- Large 26½x40-inch table doubles as a convenient work bench
- Enclosed 3-inch diameter column provides extra rigid support

This great saw meets the requirements of professional craftsmen and home workshop owners who demand extra accurate, top-quality tools. Practically an entire woodworking shop (for added versatility, see accessories on pages 22 and 23).

The electro-mechanical brake is more convenient than ordinary mechanical brakes . . . stops blade automatically when power is shut off. No waiting between setups . . . brake does not drag when saw is started. Saw glides along radial arm on permanently lubricated ball bearings . . . a feather-light touch moves entire carriage mechanism. 4¼ inches between bearing centers for extra smooth carriage travel. Thermal overload protector resists motor burnout.

Keylock on on-off switch provides extra safety when tool is left unattended. Back-end of ½-inch motor shaft is standard ¼-inch x 20-thread size . . . needs no special adapters for handling accessories. Cuts from top . . . layout marks are always in full view. Adjustable anti-kickback device.

Direct drive for full transmission of power . . . no belts or gears needed. Capacitor-start motor has permanently lubricated ball bearings for long life. Operates on 110-120 or 230-volt, 60-cycle AC. UL listed. 10-inch Kromedge® combination blade. Stand is not included (order 99 KT 1030SL5 listed on page 23).

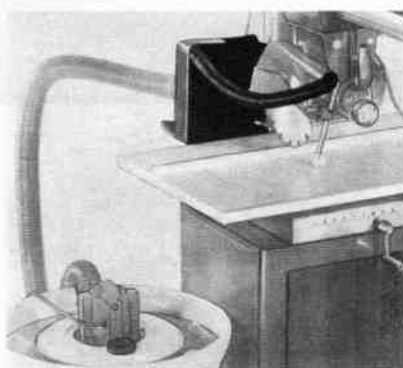
Shipping weight 181 pounds.
99 KT 2943N \$239.00

SPECIFICATIONS

- Motor develops 2 HP, 3450 rpm
- Blade size 10-inch x 5/8-inch hole
- Depth of cut (maximum) 2½ inches
- Depth of cut 45° (maximum) 2¼ inches
- Width of crosscut (maximum) in 1-inch stock 15½ inches
- Width of rip (maximum) 25¾ inches
- Height adjustment 8 inches
- Dado size 8-inch diameter x 1½/16 in.
- Dado depth (maximum) 1½ inches
- Miter index stops Arm rotates 360°, fixed stops at 0°, 45° and 90° left or right
- Yoke Swivels 180° left or right—fixed stops at 0°, 45° and 90° left or right
- Bevel index Motor tilts 180°—fixed stops at 0°, 45° and 90° left or right
- Scales Miter, bevel, in-and-out rip
- Table Laminated hardboard, resin-bonded wood particles. 26½x40x1 inch
- Column diameter 3 inches
- Distance from center line of column to end of arm 30½ inches
- Over-all size 29¾ inches high, 40 inches wide, 34½ inches long

CRAFTSMAN® 9-inch Radial-arm Saw develops 1¾ HP

Carriage rolls on built-in hard steel tracks for wear-resistance and accurate cutting



CRAFTSMAN®

Dust Collector Attachment

Fits CRAFTSMAN Radial-arm Saws **\$12.99**

Collects sawdust neatly through 9½x10-inch shroud opening in rear of blade and through 1½-inch diameter hose from guard. Shroud attaches to table. Effective in crosscut, bevel, rip or miter positions. Use with any CRAFTSMAN HOME-N-SHOP® Vac (see page 49.) Doesn't fit former saws 99-2930, 99-2931. Meets safety standards of Power Tool Institute. 9 KT 16996—Shpg. wt. 5 lbs. 6 oz. . . \$12.99

Both Saws meet safety standards of Power Tool Institute . . . see page 3.



Without stand **\$169.95**

- Direct drive motor delivers full power . . . no belts, pulleys or gears
- On-off switch has key lock for added safety when tool is unattended
- Convenient color-coded controls make set-ups simple and speedy
- Power-unit carriage glides easily on permanently lubricated ball bearings . . . exceptionally accurate for intricate woodworking jobs

Lightweight and portable . . . yet with the accuracy and ruggedness necessary for professional applications. A superb, precision built tool with many, many uses . . . see the accessories on pages 22 and 23.

Automatic thermal overload protector resists the damaging effects of motor burnout. Full ¾-inch arbor . . . back-end has regular ½-inch x 20-thread to take standard accessories without using an adapter. Designed to cut from the top so your layout marks are always in full view. Anti-kickback device.

Ball-bearing epoxy-insulated capacitor start motor. Operates on 110-120-volt, 60-cycle AC. UL listed. 9-inch Kromedge® combination blade. Stand not included. Guaranteed 1 year . . . page 15. Meets safety standards of Power Tool Institute. 99 KT 2932N—Shpg. wt. 100 lbs. . . . \$169.95

Manual Brake for 9-inch radial-arm saw above. Stops blade in less than 15 seconds. 9 KT 29356—Shipping weight 14 ounces . . . \$5.99

SPECIFICATIONS

- Motor Develops 1¾-HP, 3450 rpm
- Blade size 9-inch x 5/8-inch center hole
- Depth of cut (max.) 2½ in.
- Depth of cut 45° (max.) 2 in.
- Width of crosscut (maximum) in 1-inch stock 15½ inches
- Width of rip (maximum) 25½ inches
- Height adjustment 7 inches
- Dado size, 7-in. diam. x 1¼ in.
- Dado depth (max.) 1½ in.
- Miter index stops Arm rotates 360°; fixed stops at 0° and 45° left or right
- Yoke Swivels 180° right or left with fixed stops at 0° and 90° left or right
- Scales Miter, bevel
- Bevel index Motor tilts 180° with fixed stops at 0°, 45° and 90° left or right
- Table Resin bond chipboard, 27x32 in.
- Column diameter 2½ in.
- Distance from column center to arm end 26½ in.
- Over-all size 27¾ in. high, 32 in. wide, 31½ in. long

CRAFTSMAN® 12-inch Tilting-arbor Floor-model Saw

Cuts through wood up to $3\frac{3}{16}$ inches thick • Can accurately rip through the center of a panel over 6 feet wide



SPECIFICATIONS

- Depth of cut (maximum) . . . $3\frac{3}{16}$ inches
- Blade type Kromedge®, free-cut, taper-ground combination
- Blade size 12-in. diameter ($\frac{3}{8}$ -in. center hole)
- Blade speed . . . 10,800 peripheral ft. per min. (approx.)
- Blade tilt 45 degrees
- Distance in front of blade . . . (at full depth) . . . $13\frac{1}{4}$ in. (at 1-in. depth) . . . $16\frac{1}{4}$ in.
- Table size . . . 20 inches wide, 27 inches long
- Base size . . . 18 inches wide, $19\frac{1}{2}$ inches long
- Over-all height 35 in.
- Over-all width . . . 57 inches, fully extended
- Over-all length $36\frac{1}{2}$ in.
- Length of fence $33\frac{1}{2}$ in. (30-inch work face)
- Dado capacity (using 8-inch dado set) 1 inch wide, $1\frac{1}{2}$ in. deep

Extra-large working area (measures 57x27 inches when fully extended)



Exclusive front-mounted work guide. Exclusive Exact-I-Cut provides maximum cutting precision . . . eliminates trial runs

Complete Outfit
\$339⁰⁰

- Complete Outfit includes saw, motor, support legs and 3 extensions
- 3450-rpm capacitor motor develops $4\frac{1}{2}$ HP . . . direct drive
- Electro-mechanical brake stops blade automatically
- Micro-adjustment knob aligns rip fence exactly and quickly

Our finest . . . with the massive power and extra capacity needed for big production jobs in construction and all types of industrial woodworking applications.

You get plenty of space to handle large, hard-to-manage sheets. Two 10-in. grid-type extensions and one adjustable extension with extra rip fence let you make accurate cuts to the center of a 76-in. work piece. With extra rip fence lowered there's almost no limit to the size of work you can handle. $13\frac{1}{4}$ in. from blade to front of table at maximum cutting depth.

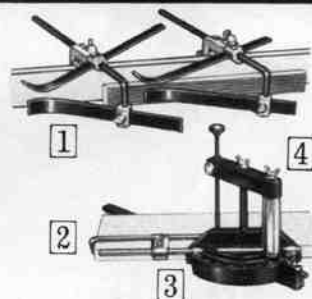
Positive locking controls for precision cuts and fast setups. Rip fence locks at front and rear . . . aligns exactly to desired cut. No need for trial runs. All controls conveniently placed in front for operating speed and ease. Basic operating instructions indicated on front work guide panel. On-off switch also in front.

Heavy-duty cast-iron internal construction and sturdy steel support legs. Two permanently lubricated ball bearings. Motor has thermal overload protector and epoxy insulation for longer life. Built-in sawdust collector for use with HOME-N-SHOP® vac.

Includes 12-in. Kromedge combination blade ($\frac{3}{8}$ -in. center hole). See-through plastic blade guard with splitter and pawls to help prevent kickback. Miter gauge with stops at 0° and 45°, right and left. 8-foot 3-wire cord with adapter for 2-hole outlet. For 110-120 or 230-volt, 60-cycle AC. UL listed. Guaranteed 1 year . . . see page 15.

99 KT 2997N—Shipping weight 240 lbs. . . \$339.00
 Inserts for 12-in. Saw. Shpg. wt. 2 lbs. 4 oz.
 9 KT 29931—Dado Insert 4.79
 9 KT 29932—Molding Head Insert 4.79

Saw Attachments



1 CRAFTSMAN Hold-down Set. Fits bench saws, radial-arm saws, shapers and jointer-planers. Four steel fingers, two clamps, two L-rods.
 9 KT 3230—Wt. 2 lbs. 11 oz. Set \$4.99

2 Miter Gauge Stop Rods. For 9 KT 29929 below; former 9-29925.
 9 KT 29924—Wt. 1 lb. 4 oz. \$2.99

3 CRAFTSMAN Miter Gauge. Adjustable; stops at 45° and 90°. Bar slide for most saws with $\frac{1}{4}$ x $\frac{3}{8}$ -in. miter slot. Fits saws on pages 26, 27, 28 (except 99 KT 2421K), most former saws. Also fits disc sander 99 KT 2254L; shaper 99 KT 2394N, band saw 99-2426.
 9 KT 29929—Wt. 4 lbs. 5 oz. . . . \$11.99

4 Hold-down Clamp. For (3) above. Automatic release.
 9 KT 29928—Wt. 2 lbs. 5 oz. . . . \$8.99

CRAFTSMAN® 10-inch Tilting-arbor Bench Saw

Cuts through wood up to 3 $\frac{3}{8}$ in. thick...micro-adjustment on fence assures extra cutting precision




SPECIFICATIONS

- Depth of cut (max.)... 3 $\frac{3}{8}$ in.
- Blade type... Kromedge®, free-cut, taper-ground combination
- Blade size... 10-inch diameter (5/8-inch center hole)
- Blade speed... 9,000 peripheral feet per minute (approx.)
- Blade tilt... 45 degrees
- Distance in front of blade (at full depth)... 13 inches (at 1-in. depth)... 15 $\frac{1}{4}$ inches
- Table size... 20 inches wide, 27 inches long
- Base size... 15 $\frac{1}{4}$ inches wide, 19 $\frac{7}{16}$ inches long
- Over-all height... 15 inches
- Over-all width... 23 $\frac{3}{4}$ inches
- Over-all length... 28 inches
- Length of fence... 34 inches (32 $\frac{3}{4}$ -inch work face)
- Dado capacity (using 7-inch dado set)... 1 $\frac{3}{16}$ in. wide, 1 $\frac{3}{4}$ inches deep
- Motor pulley (incl.)... 2 $\frac{1}{2}$ in.
- Machine pulley (incl.)... 2 $\frac{1}{2}$ in.
- V-belt (included)... 41 inches long, $\frac{1}{2}$ inch wide

Without stop rods, hold-down, motor, base or table extensions

\$144⁹⁵

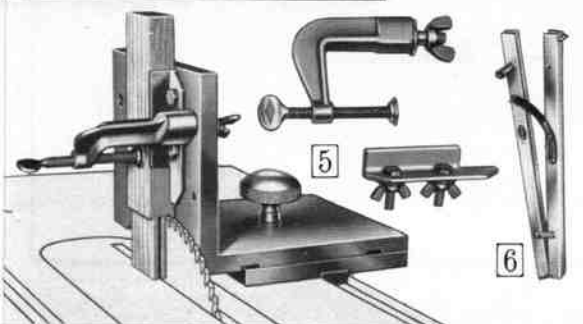


A mere twist of the micro-adjustment knob aligns rip fence exactly to desired cut. Never any trial runs



On-off Switch

and Accessories



5 CRAFTSMAN Universal Jig. Makes self-locking joints... box, miter, rabbet, dado, tongue-and-groove, end lap, middle lap, open mortise tenon. Fits 3/4-in. miter slot. Die-cast aluminum. 6 $\frac{1}{2}$ x7 in.

8-inch Kromedge tenoning blade cuts groove 3/8 inch wide. Fits 1/2 or 5/8-inch arbor. For materials up to 2 inches thick, any length or width. Attaches to bench saw or shaper table. 2 plates, 2 clamps. 9 KT 3231—Shipping weight 6 lbs. 2 oz.... \$15.99

Jig Replacement Blade.

9 KT 3232—Shipping weight 1 lb. 12 oz.... 3.99

6 Taper Jig. For cutting tapers on bench or radial saws. Extruded aluminum. Includes locking bracket, handle and metal scale designating degrees of taper and inches. Cuts to 3 in. per ft. (15°). 9 KT 3233—Shipping weight 2 lbs. 3 oz.... \$5.99

Designed to meet the precision requirements of craftsmen and home workshop owners alike. Extra-large 27-inch deep, 20-inch wide work area, 13 inches between blade and front of table at maximum depth of cut.

Pre-tensioned controls hold depth and angle settings... no readjusting for repeated cuts. Fine Acme threads for precision adjustments. Two sealed, permanently-lubricated ball bearings for smooth operation and long life.

Pick-off type rip fence removes at any point. One lever locks fence against table (not guide bar) at front and rear simultaneously... stays rigid for extra accuracy. Fence can be used on either side of blade.

Motor, blade and belt tilt together to eliminate belt twisting for positive power transmission. Positive tilt stops at 45° and 90°. Motor mount floats; belt stays rigid. Tension device between motor-mounting plate and support reduces vibration of motor.

Table has pre-tapped holes conveniently located for mounting switch 9 KT 12085 listed at right. With tough see-through plastic guard (including splitter and anti-kickback pawls), aluminum miter gauge, motor mount, machine and motor pulleys and V-belt. No motor, extensions, stop rods, hold-down or base. Guaranteed one year... see page 15. 99 KT 2996N—Shpg. wt. 139 lbs.... \$144.95

Saw above with CRAFTSMAN 1-HP capacitor-start motor. 3450 rpm. Sleeve bearings. For 110-120-v, 60-c AC. 4-ft. 3-wire cord. 99 KT 13435N2—Shpg. wt. 165 lbs. \$179.95

Accessories for Bench Saw above

1 20-inch Adjustable Table Extension.

9 KT 2178—Shipping weight 12 lbs. \$17.99

2 10-inch Grid-type Table Extension. Use on either side of saw. With bolts and rip fence rack extension.

99 KT 29927C—Shpg. wt. 10 lbs.... \$19.99

3 Steel Base for 8-in. and 10-in. bench saws. 15 $\frac{1}{4}$ x19 $\frac{1}{2}$ in. at top; 19 $\frac{3}{4}$ x24 $\frac{1}{2}$ in. at bottom. Height adjustable. Unassembled.

99 KT 2226L—Shipping weight 27 lbs. \$24.99

Dado Insert. Takes up to 7-in. dado blade.

9 KT 29921—Shipping weight 1 lb.... \$3.99

Molding Head Insert. Set screw adjustment.

Shipping weight 1 pound, 9 KT 29922..... \$3.99

4 On-off Rocker Switch with 2 outlets. Specially recommended for bench power tools. Handles Sears motors to 1-HP, universal motors to 1 $\frac{1}{4}$ -HP. 3-prong adapter. For 110-120-volt, 15-ampere AC. 8-foot cord.

Shipping weight 1 pound 8 ounces, 9 KT 12085..... \$7.99

Saws on these two pages meet safety standards of Power Tool Institute. See page 3 for details.



CRAFTSMAN® 8-inch Tilting-arbor Bench Saw

Cuts through wood up to 2½ in. thick.. large 17x20-in. table area



SPECIFICATIONS

- Depth of cut (maximum) 2½ inches
- Blade type... Kromedge® chisel-tooth combination
- Blade size... 8-in. diameter (¾-inch center hole)
- Blade speed... 9000-10,000 peripheral ft. per min.
- Distance in front of blade (at full depth) 10¾ in. (at 1-in. depth) 12¾ in.
- Table size... 17 inches wide, 20 inches long
- Base size... 15 inches wide, 17½ inches long
- Over-all height... 11½ in.
- Over-all length... 22 in.
- Over-all width... 20¾ in.
- Length of fence... 25 in. (23-inch work face)
- Dado capacity (using 6-in. dado set)... 1½ in. wide, 1¾ in. deep
- Motor pulley (incl.) 2½ in.
- Machine pulley (incl.) 2 in.
- V-belt (included) ¾x29 in.

Without motor, hold-down, base, stop-rods or extensions

\$109⁹⁵

Meets demand for a truly fine bench saw at moderate price. Separate tilt and depth controls. Accurate tilt indicator. Self-aligning rip fence clamps prior to final clamp to maintain accurate alignment.

Pick-off type fence can be removed at any point. Motor rides horizontally on self-aligning motor mount... no need to lift motor when blade is tilted.

With blade guard, rip fence, miter gauge, machine and motor pulleys, V-belt. Without motor, extensions, hold-down, stop-rods or base. Use minimum of ¾-HP 3450-rpm motor. Guaranteed 1 year... see page 15. 99 KT 24282N—Shipping weight 80 pounds. \$109.95

Saw above with CRAFTSMAN ¾-HP capacitor-start motor, 3450-rpm. Sleeve bearings. Operates on 110-120-volt, 60-cycle AC, 4-ft. cord included.

- 99 KT 13462N2—Shipping weight 104 pounds \$139.95
- 9 KT 2178—20-in. Adjust. Exten. Wt. 12 lbs. 17.99
- 9 KT 24297—8½-in. Grid-type Exten. Wt. 7 lbs. 12.99
- 9 KT 24291—Steel Dado Insert. Wt. 1 lb. 2 oz. 2.49
- 9 KT 24292—Molding Head Insert. Wt. 1 lb. 2 oz. 2.49

Steel Base for saw above. 15¼x19½ in., top; 19¼x24¾ in., bottom. Heights; 23¼ to 26¾ in. Unassembled, 99 KT 2226L—Shipping weight 27 pounds... \$24.99

CRAFTSMAN® Power Shop Combination... saw, joint and plane



\$229⁹⁵

8-inch Bench Saw, base, jointer-planer attachment, fence, extension, motor

Buying this combination costs far less than buying separate tools with individual motors and bases.

You get the CRAFTSMAN 8-in. tilting-arbor bench saw described at left plus 4½-in. jointer-planer attachment with tilting fence; 20-in. adjustable extension; steel base described at left; and ¾-HP 3450-rpm sleeve-bearing capacitor motor for 110-120-volt, 60-cycle AC, 4-ft. cord. Guaranteed 1 year... see page 15.

Complete Outfit. Includes everything above. 99 KT 13443N6—Shipping weight 179 lbs. \$229.95

4½-inch Jointer-Planer Attachment only. For 99 KT 24282N at left and former saws 99-2218, 99-2104, 99-2217, 99-2428. Tilting fence not included. 99 KT 2184C—Shipping weight 31 pounds... \$57.99

Tilting Fence only. For 99 KT 2184C. Adjustable. 9 KT 2181—Shipping weight 4 lbs. 7 oz. \$12.99



SAFETY SEAL PTI
power tool institute

Saws on this page meet PTI standards... see page 3

Compact 7½-inch Tilting-arbor Bench Saw


\$69⁹⁹ Without stop rods

Complete with built-in, 3450-rpm capacitor motor that develops 1 HP

Cuts through wood up to 1½ in. thick. You get a work space 26 in. wide and 14 in. long with the extensions included. 7½-in. Kromedge chisel-tooth combination blade (¾-inch center hole) tilts to 45°. 6¾ inches in front of blade at maximum depth of cut; 6¼ inches at 1-inch depth of cut. Dado capacity with 6-inch dado set: ¾ inch wide, 1¾ inch deep. Direct-drive ball-bearing motor with thermal overload protector. Table size: 14x14 in. Over-all dimensions: 26 in. wide, 18½ in. long. 18-in. rip fence has 15-in. work face.

Includes: Two 6-inch extensions. Aluminum blade guard with swing-away action. Convenient side-mounted on-off switch. 6-ft. 3-wire cord and adapter. Operates on 110-120-volt, 60-cycle AC. UL listed.

- 99 KT 2421C—Shipping weight 31 pounds... \$69.99
- 9 KT 24212—Molding Head Insert. Shipping weight 6 ounces... 1.39
- 9 KT 24211—Dado Insert. Shipping weight 6 ounces... 1.39
- 9 KT 24214—Stop Rods. Shipping weight 9 ounces... 1.99


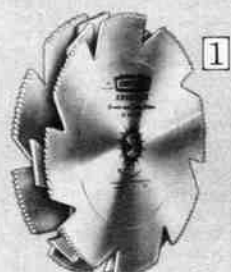


Just dial width of groove desired with **CRAFTSMAN®** SHOP-TESTED Adjustable Dado **\$22.99**

Precision-cut adjustable hub lets you dial width from $\frac{1}{4}$ to $1\frac{3}{8}$ inch without removing dado from saw. Calibrated in 16ths of an inch. Maximum depth of cut is 2 inches. Once dado is set following cut will not vary. Use to plough, dado, lap, groove, joint and rabbet.

7-inch tempered, selected tool steel blade. 8 precision-ground carbide-tipped teeth . . . bevel ground on front face for free cutting on plywood, and crosscutting on all hard and soft woods. Also use on Formica® laminated plastic, other laminates and sensitive materials. $\frac{3}{4}$ -inch arbor with $\frac{3}{8}$ -inch bushing for use on 8, 9, 10, 12 and 14-inch radial arm and bench saws.

9 KT 3267—Shipping weight 2 lbs. 12 oz. \$22.99



CRAFTSMAN® SHOP-TESTED Dado Sets with Kromedge Blades

Stay sharp up to 5 times longer than ordinary blades

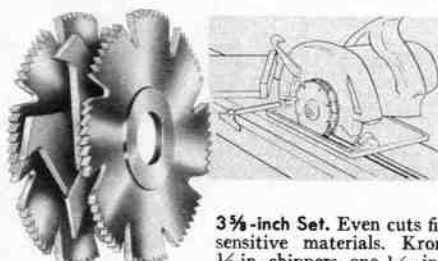
Chrome-nickel-moly steel . . . extra tough, resists rust. Kromedge blades for clean cutting . . . long service. Precision-ground blades for accuracy. Matched chippers for years of smooth cutting.

1 Professional-quality satin-cut Dado Sets. Our best . . . even cut fine veneers and other sensitive materials. Also for plywood. Practically no splintering . . . straight, smooth sides. Outside cutters taper-ground for proper clearance, accurate tooth alignment. Two $\frac{3}{8}$ -inch outside cutters, four $\frac{1}{8}$ -inch chippers, one $\frac{1}{16}$ -inch chipper. For radial-arm and bench saws.

7-inch Set. Dadoes to $1\frac{1}{4}$ inches deep, $1\frac{3}{8}$ inches wide. Fits $\frac{3}{8}$ -inch round arbor. Shipping weight 4 pounds 12 ounces. 9 KT 3257 Set \$27.99

2 8-inch heavy-duty Set. For extra-tough jobs on bench, radial arm or swing saws. Includes six $\frac{3}{8}$ -inch chippers, two outside cutters $\frac{1}{2}$ inch thick. Fits $\frac{3}{8}$ -inch round arbor. Paper washers included for width adjustments by $\frac{1}{16}$ inch. Shipping weight 6 pounds 8 ounces. 9 KT 32473 Set \$25.99

3 6-inch Set. Four chippers $\frac{1}{8}$ inch thick, one $\frac{1}{16}$ inch thick. Two $\frac{1}{2}$ -inch thick outside cutters. For radial-arm, bench saws. Fits $\frac{1}{2}$ -inch round arbor. 9 KT 3248—Shipping weight 3 pounds 2 ounces. . . . Set \$14.99
Fits $\frac{3}{8}$ -inch round arbor. 9 KT 3249—Shipping weight 3 pounds 4 ounces. . . . Set 14.99



CRAFTSMAN® SHOP-TESTED Dado Set for electric hand saws

3 3/8-inch Set. Even cuts fine veneers and other sensitive materials. Kromedge blades. Two $\frac{1}{2}$ -in. chippers, one $\frac{1}{16}$ -in. chipper. Two $\frac{1}{8}$ -in. outside cutters. Width of cut $\frac{3}{8}$ to $\frac{9}{16}$ in. Max. depth $\frac{9}{16}$ in. Includes mounting hardware. 9 KT 3268—Shpg. wt. 1 lb. 8 oz. . . . Set \$12.99

\$12.99

CRAFTSMAN® Molding Heads for bench and radial-arm saws

Kromedge® bits stay sharp up to 5 times longer than ordinary cutters



SHOP-TESTED Three-cutter Head for fastest and smoothest work

4 $\frac{3}{4}$ -inch cutting diameter. Best for 8, 9 and 10-inch saws.

21-piece Set. Copy designs or make your own. Includes 18 bits (six 3-piece sets) to cut six patterns A through F below, wrench, spacer-washer, bushings, instructions and plastic case. Fits $\frac{1}{4}$, $\frac{5}{8}$ or $\frac{3}{4}$ -inch round arbors.

9 KT 3221—Shipping weight 2 lbs. 4 oz. Set \$19.99

Cutter-head only. As above, but without bits (bits below). 9 KT 3200—Shipping weight 1 lb. 7 oz. \$6.79

7-inch cutting diameter. Best for 12-inch saws.

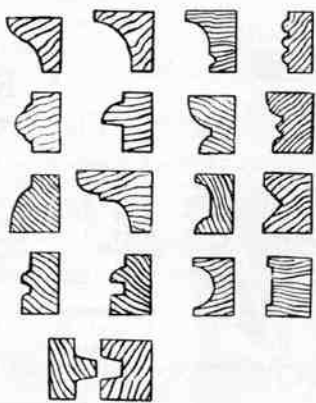
27-piece Set. With 24 bits (eight 3-piece sets) to cut patterns A through H below. Wrench, spacer-washer, bushing and plastic case. Fits $\frac{5}{8}$ and $\frac{3}{4}$ -in. round arbors.

9 KT 3217—Shipping weight 4 lbs. 3 oz. Set \$29.99

Cutter-head only. As above but without bits (bits below). 9 KT 3214—Shipping weight 2 lbs. 10 oz. \$7.99

Kromedge Cutter-bit Sets. Tool steel. 3 in each set.

Illus.	Cat. No.	Type of cut (all bits 1 inch wide)	Wt.	Set
(A)	9 KT 2353	Cabinet Door Lip	4 oz.	\$2.99
(B)	9 KT 2355	Base Molding	4 oz.	2.99
(C)	9 KT 3201	Glue Joint	5 oz.	2.99
(D)	9 KT 2352	3 bead $\frac{1}{4}$ inch each	5 oz.	2.99
(E)	9 KT 3212	$\frac{3}{8}$ -inch Cove and Bead	5 oz.	2.99
(F)	9 KT 2302	1-inch Planer and Jointer	5 oz.	2.99
(G)	9 KT 3211	Window Sash	5 oz.	2.99
(H)	9 KT 3204	90° Flute	4 oz.	2.99
(I)	9 KT 2351	$\frac{1}{4}$ -inch and $\frac{1}{2}$ -inch Quarter Round	5 oz.	2.99
(K)	9 KT 3206	1-inch Flute $\frac{1}{2}$ -inch radius	5 oz.	2.99
(L)	9 KT 3207	$\frac{3}{4}$ -in. Qtr. Rd. $\frac{3}{16}$ -in. Cove (Drop Leaf)	5 oz.	2.99
(M)	9 KT 3208	$\frac{1}{4}$ -in., $\frac{3}{8}$ -in. Quarter Round; $\frac{1}{4}$ -in. Bead	4 oz.	2.99
(N)	9 KT 2354	Clover Leaf and Screen Mold	4 oz.	2.99
(P)	9 KT 3202	"Ogee" Window and Door Stop	4 oz.	2.99
(R)	9 KT 3203	$\frac{1}{4}$ -inch Flute and $\frac{1}{2}$ -inch Cove	4 oz.	2.99
(S)	9 KT 3209	$\frac{3}{8}$ -inch Cove	4 oz.	2.99
(T)	9 KT 3210	Panel Cupboard Door	5 oz.	2.99
(V)	9 KT 3213	Cupboard Door Roll End	5 oz.	2.99
(W)	9 KT 2303	Tongue-Groove. Has 6 bits	7 oz.	5.29



CRAFTSMAN® SHOP-TESTED single-cutter Molding Head Set for bench, radial-arm saws . . . Kromedge Bits

21-piece set **\$24.99**

5 1/2-inch cutting diameter . . . best for 9 and 10-inch saws

21-piece set. Includes 18 single bits which permit you to make 18 different designs of trim, molding and joints (see designs above). You can also use bits in combination to make many more designs.

This set is designed for Sears radial arm and bench saws, but it will also fit other saws with $\frac{1}{2}$ or $\frac{5}{8}$ -inch arbor.

Bits can't turn in cutter head . . . stay

in perfect alignment at all times. Operates chatter-free; turns out trim or moldings uniform in shape and size.

Set includes cutter-head, 18 bits, wrench, spacer washer, bushing and instructions. Comes complete with sturdy plastic 8x8-inch storage case.

Shipping weight 3 pounds. 9 KT 3215 Set \$24.99

Kromedge® Saw Blades

Stay sharp up to 5 times longer than ordinary blades . . . outlast, by far, all synthetic-coated blades

Made from extra-tough chrome-nickel-molybdenum saw steel, tempered under pressure, evenly tensioned to run true and reduce wobble to a minimum. Then blades are precision-ground for perfect balance . . . and finally hard-chrome plated to produce super-hard surfaces that resist rust, build-up of gum and pitch.



Sears exclusive "Free-Smooth Cut" and "Free-Cut" blade designs for exceptional sawing efficiency

1 "Free-Smooth Cut" Combination Blade. Deep hollow ground for freer cutting . . . stabilizer slots and holes give free, accurate and quiet operation even in tough wood, plastics. Prevents warping and distortion from heat.

Extra-heavy center for stability . . . helps blade give "glue-joint" cuts (need no sanding). For fine-finish woodwork, ripping, crosscutting, mitering. Teeth need no set. $\frac{3}{8}$ - $\frac{1}{2}$ -inch hole* . . . except 10 and 12-inch have $\frac{3}{4}$ - $\frac{5}{8}$ -inch hole*.

Catalog No.	Diameter	Gauge	Taper	RPM	Shpg. wt.	Price
9 KT 32641	6 in.	15-18	...	5080-7640	10 oz.	\$3.99
9 KT 32649	6½ in.	15-18	...	4700-7200	11 oz.	4.49
9 KT 32642	7 in.	15-18	...	4350-6550	14 oz.	4.99
9 KT 32644	8 in.	15-18	...	3820-5730	1 lb.	5.99
9 KT 32645	9 in.	14-17	...	3400-5090	1 lb. 6 oz.	7.99
9 KT 32646	10 in.	13-16	...	3050-4580	1 lb. 10 oz.	9.99
9 KT 32647	12 in.	12-16	...	2540-3820	2 lbs. 15 oz.	12.99

(2 and 3) Taper-ground and set for faster, freer, more precise cutting. Heavy center for great stability and true-running . . . for minimum vibration and wobble. Tempered and tensioned.

2 "Free-cut" Rip-tooth.

Catalog No.	Diam. inches	Teeth	Gauge	Center hole, in.*	RPM	Shpg. wt. lbs. oz.	Price
9 KT 32629	6½	30	18	$\frac{3}{8}$ - $\frac{1}{2}$	4700-7200	11	\$2.99
9 KT 32622	7	30	18	$\frac{3}{8}$ - $\frac{1}{2}$	4350-6550	12	3.19
9 KT 32624	8	36	18	$\frac{3}{8}$ - $\frac{1}{2}$	3820-5730	1	3.59
9 KT 32625	9	36	16	$\frac{3}{8}$ - $\frac{1}{2}$	3400-5090	1	4.19
9 KT 32626	10	36	16	$\frac{3}{4}$ - $\frac{5}{8}$	3050-4580	1	4.79

3 "Free-cut" Combination. Crosscuts and miters. Also can be used for ripping on furniture woods and trim.

Catalog Number	Diam. inches	Gauge	Center hole, in.*	RPM	Shpg. wt. lbs. oz.	Price
9 KT 32631	6	18	$\frac{3}{8}$ - $\frac{1}{2}$	5080-7640	9	\$2.79
9 KT 32639	6½	18	$\frac{3}{8}$ - $\frac{1}{2}$	4700-7200	10	2.99
9 KT 32632	7	17	$\frac{3}{8}$ - $\frac{1}{2}$	4350-6550	12	3.19
9 KT 32633	7½	15	$\frac{3}{8}$ - $\frac{1}{2}$	4190-6140	15	3.39
9 KT 32634	8	17	$\frac{3}{8}$ - $\frac{1}{2}$	3820-5730	1	3.59
9 KT 32635	9	16	$\frac{3}{8}$ - $\frac{1}{2}$	3400-5090	1	5.49
9 KT 32636	10	16	$\frac{3}{4}$ - $\frac{5}{8}$	3050-4580	1	4.79
9 KT 32637	12	12	$\frac{3}{4}$ - $\frac{5}{8}$	2540-3820	2	6.59

Kromedge® Flat-ground Saw Blades

4 Cabinetwork Combination. Extra-thin gauge. Makes almost invisible joints. Leaves no teeth marks. For 7 to 10-in. bench saws. $\frac{3}{8}$ - $\frac{1}{2}$ -in. hole*.

- 9 KT 32431—6½-inch, 52 teeth. Wt. 11 oz. . . . \$2.99
- 9 KT 32432—8-inch, 56 teeth. Wt. 1 lb. 1 oz. . . . 3.99
- 9 KT 32433—7-inch, 52 teeth. Wt. 13 oz. . . . 3.29
- 9 KT 32434—10-inch, 72 teeth. Wt. 2 lbs. . . . 4.99

5 Flooring Saw Blade. Made of extra-hard alloy steel. Perfect for flooring and lumber salvage. Crosscuts and rips. $\frac{3}{8}$ - $\frac{1}{2}$ -inch round center hole*.

- 9 KT 32383—6½-inch diameter. . . . \$3.19
- Shipping weight 13 ounces.
- 9 KT 32385—7-inch diameter. . . . 3.29

6 Chisel-tooth Combination. Specially ground beveled teeth. Crosscuts and rips.

Catalog Number	Diam. in.	Teeth	Center hole	Shpg. wt.	Price
9 KT 32401	4	30	$\frac{1}{2}$ - $\frac{3}{8}$ in.*	4 oz.	\$1.69
9 KT 32403	5½	24	$\frac{1}{2}$ -in. round	9 oz.	2.09
9 KT 32663	6½	24	$\frac{3}{8}$ - $\frac{1}{2}$ in.*	11 oz.	2.39
9 KT 32669	7	26	$\frac{3}{8}$ - $\frac{1}{2}$ in.*	15 oz.	2.79
9 KT 32665	7½	26	$\frac{3}{8}$ - $\frac{1}{2}$ in.*	15 oz.	3.19
9 KT 32666	8	28	$\frac{3}{8}$ - $\frac{1}{2}$ in.*	1 lb. 2 oz.	3.59
9 KT 32667	9	28	$\frac{3}{8}$ - $\frac{1}{2}$ in.*	1 lb. 8 oz.	3.99
9 KT 32668	10	28	$\frac{3}{4}$ - $\frac{5}{8}$ in.*	1 lb. 13 oz.	4.49
9 KT 32702	12	24	$\frac{3}{4}$ - $\frac{5}{8}$ in.*	2 lbs. 15 oz.	5.39

*NOTE: Round center hole knockout bushed for arbor sizes listed

Kromedge® Thin-Rim Saw Blades

(7 and 8) For satin-smooth cuts in veneer, plywood. Taper-ground rim. Teeth need no set.

Catalog No.	Diameter	Teeth	Shipping weight	Price
-------------	----------	-------	-----------------	-------

7 Veneer, Plywood Blade. $\frac{3}{8}$ - $\frac{1}{2}$ -inch hole* except 10-in. has $\frac{3}{4}$ - $\frac{5}{8}$ -in. hole*.


- 9 KT 32532 . . . 6½ inches. . . 150 . . . 12 oz. . . . \$4.49
- 9 KT 32534 . . . 7 inches. . . 200 . . . 15 oz. . . . 4.99
- 9 KT 32537 . . . 8 inches. . . 176 . . . 1 lb. 3 oz. . . . 5.99
- 9 KT 32538 . . . 9 inches. . . 200 . . . 1 lb. 10 oz. . . . 7.49
- 9 KT 32539 . . . 10 inches. . . 200 . . . 1 lb. 13 oz. . . . 8.99

8 Cabinetmaker's Combination. Blades listed in table below have $\frac{3}{8}$ - $\frac{1}{2}$ -in. hole* except 10-in. has $\frac{3}{4}$ - $\frac{5}{8}$ -in. hole*.

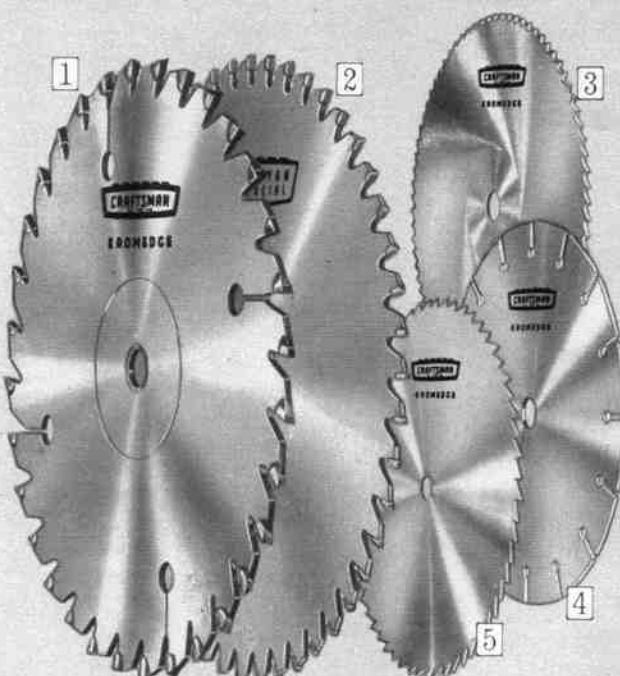
- 9 KT 32546 . . . 7 inches. . . 52 . . . 13 oz. . . . \$4.99
- 9 KT 3254 . . . 8 inches. . . 56 . . . 1 lb. 1 oz. . . . 5.99
- 9 KT 32543 . . . 9 inches. . . 60 . . . 1 lb. 9 oz. . . . 7.49
- 9 KT 32544 . . . 10 inches. . . 72 . . . 1 lb. 12 oz. . . . 8.99

9 Fine-tooth Crosscut Blade for plywood. Cuts Celotex, veneers, etc. For electric hand, radial-arm and bench saws. 4-in. is for 5½-inch saw, $\frac{3}{4}$ -in. electric drill attachments. (9KT32443 has $\frac{3}{8}$ - $\frac{1}{2}$ -in. round*, $\frac{1}{4}$ -in. square and diamond-shaped hole.)

Catalog No.	Diameter	Teeth	Center hole	Shipping weight	Price
9 KT 32441	4 in.	100	$\frac{1}{2}$ -in. round	5 oz.	\$1.89
9 KT 32442	6½ in.	150	$\frac{3}{8}$ - $\frac{1}{2}$ in.*	10 oz.	2.49
9 KT 32443	6 in.	96	see above	10 oz.	2.19
9 KT 32445	7 in.	200	$\frac{3}{8}$ - $\frac{1}{2}$ in.*	13 oz.	2.89
9 KT 32449	7½ in.	200	$\frac{3}{8}$ - $\frac{1}{2}$ in.*	14 oz.	3.29
9 KT 32447	8 in.	176	$\frac{3}{8}$ - $\frac{1}{2}$ in.*	1 lb. 2 oz.	3.69
9 KT 32448	9 in.	200	$\frac{3}{8}$ - $\frac{1}{2}$ in.*	1 lb. 8 oz.	4.09
9 KT 32446	10 in.	200	$\frac{3}{4}$ - $\frac{5}{8}$ in.*	1 lb. 12 oz.	4.69
9 KT 32444	12 in.	104	$\frac{3}{4}$ - $\frac{5}{8}$ in.*	3 lbs.	5.59



You can equip your entire workshop with power tools and accessories from this book



CRAFTSMAN COMMERCIAL Blades

1 With carbide tips. For cutting Masonite Presdwood®, hardboards, waterproof plywood and wood laminates. Specially treated Kromedge® blades, plus carbide tips give you a blade that outlasts ordinary blades up to 20 times. Precision, diamond-ground teeth are alternately beveled.

Catalog No.	Diameter	Ctr. hole*	Teeth	Shipping weight	Price
9 KT 3259	8 in.	5/8-1/2 in.	32	1 lb. 13 oz.	\$31.99
9 KT 3255	10 in.	3/4-5/8 in.	40	2 lbs. 12 oz.	39.99
9 KT 32555	12 in.	3/4-5/8 in.	48	3 lbs. 6 oz.	51.99

2 48-tooth Carbide Blade. Multi-purpose blade for smooth-cutting in nearly any material other than ferrous metals and masonry. Perfect for composition, plastics, brass, aluminum, bronze, all types of wood. 10-inch diameter 3/4-5/8-inch arbor.*

9 KT 3250—Shipping wt. 2 lbs. 12 oz. \$51.99

3 For copper, brass, aluminum. Specially treated Kromedge blades for longer life; made of tempered alloy steel.

Catalog No.	Diameter	Ctr. hole*	Teeth	Shipping weight	Price
9 KT 32505	6 1/2 in.	5/8-1/2 in.	80	...10 oz.	\$4.99
9 KT 32506	8 in.	5/8-1/2 in.	80	1 lb.	5.99

4 For sheet-metal roofing and iron. Wear goggles when using. Tempered alloy steel. Kromedge blade specially treated to resist rust for longer blade life.

Catalog No.	Diameter	Center hole*	Shipping weight	Price
9 KT 32507	...6 1/2 in.	...5/8-1/2 in.	...10 oz.	...\$3.79
9 KT 32503	...7 in.	...5/8-1/2 in.	...12 oz.	...3.99

5 For Masonite Presdwood, hardboard and waterproof plywood. Tempered chrome-nickel-moly steel. Kromedge blades are specially treated.

Catalog No.	Diameter	Ctr. hole*	Teeth	Shipping weight	Price
9 KT 32583	6 1/2 in.	5/8-1/2 in.	64	...12 oz.	\$3.29
9 KT 32584	7 in.	5/8-1/2 in.	70	...13 oz.	3.79

*NOTE: Center hole is knockout bushed for arbor sizes listed.

CRAFTSMAN® CARBIDE-TIPPED BLADES
Outlast non-tipped blades 20 to 1

Tungsten carbide is one of the hardest cutting materials made by man. That's why these blades cut so fast . . . stay sharp so long

Low as **\$8.19** 6 1/2-inch diameter

The cost of one CRAFTSMAN carbide-tipped blade is just a fraction of what you'd spend for the many non-tipped blades you would use during the life of your carbide-tipped blade. Cut smoother, feed more evenly. Take less power than regular blades.

Kromedge® blades treated to resist rust and build-up of pitch and gum. Rip, cross-cut, miter and bevel. Cut woods, most plastics, Masonite Presdwood, Formica® and other laminated plastics, asbestos, thin brass, aluminum, wall-board. (Not for masonry or ferrous metals.) Width of cut is about 1/8 inch.

8-tooth blades. (9 KT 32469, 12-inch diameter blade, has 12 teeth)

Catalog No.	Diameter	Center hole*	Shipping weight	Price
9 KT 32465	...6 1/2 inches	...5/8-1/2 inch	...1 pound 5 ounces	...\$8.19
9 KT 32461	...7 inches	...5/8-1/2 inch	...1 pound 7 ounces	...8.99
9 KT 32467	...7 1/2 inches	...5/8-1/2 inch	...1 pound 12 ounces	...9.99
9 KT 32454	...8 inches	...5/8-1/2 inch	...2 pounds 4 ounces	...10.99
9 KT 32457	...9 inches	...5/8-1/2 inch	...2 pounds 6 ounces	...13.99
9 KT 32468	...10 inches	...5/8-1/2 inch	...2 pounds 10 ounces	...15.99
9 KT 32469	...12 inches	...5/8-1/2 inch	...3 pounds 3 ounces	...19.99

*NOTE: Round center hole is knockout bushed for arbor sizes listed



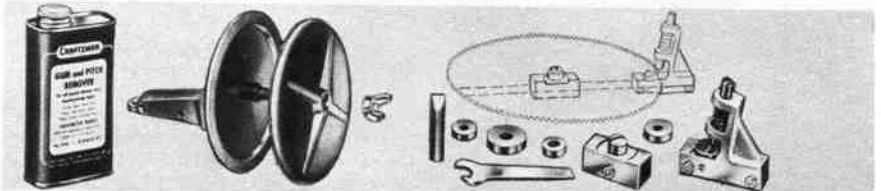
Disposable Blades

Use for framing cuts on timbers, 2x4's, etc. Not for finish cuts, trims, cabinetry. Flame-hardened, high-carbon steel chisel teeth. 17-gauge tempered body. Center hole knockout bushed for 5/8-1/2-inch arbor. Set and beveled. Can't be reset or filed. Black oxide finish.

- 6 1/2-inch diameter, 24 teeth. Shipping wt. 2 lbs. 15 oz. Package of 5. 9 KT 3261..... Package \$4.99
- 7-inch diameter, 26 teeth. Shipping wt. 3 lbs. 12 oz. Package of 4. 9 KT 3251..... Package \$4.99

Cut vibration and wobble with Blade Stabilizers

For 7 to 10-in. diameter blades. Ideal for carbide tipped and most regular blades. 4-inch diameter. Center hole knockout bushed for 5/8-1/2-in. arbor. Package of 2. 9 KT 4952—Shpg. wt. 1 lb. 6 oz. . Pkg. \$2.99



CRAFTSMAN Gum and Pitch Remover. A thin coating of remover dissolves pitch and gum on circular or band saw blades, planer and jointer knives, shaper cutters and other wood-working tools. Inhibits rust. One pint. Shpg. wt. 1 lb. 7 oz. 9 KT 49191..... 99c


CRAFTSMAN Saw-sharpening Vise. Holds circular saw blades. For blades from 5 1/2 to 12 in. in diameter. Mounts in bench-saw miter slot up to 3/4 inch, or on work bench. Die-cast zinc. Steel bolt, wing nut and wrench. Shpg. wt. 1 lb. 14 oz. 9 KT 3531.....\$3.39

CRAFTSMAN Circular Saw Blade-setter Set. Just a hammer tap sets teeth. For 4 to 12-in. blades with 1/2, 5/8, 3/4 or 1-in. center hole. Steel anvil, plungers assure long-lasting accuracy. Die-cast zinc body parts. With wrench, four bushings, and instructions. Shipping weight 14 ounces. 9 KT 3530.....Set \$3.19

CRAFTSMAN® Circular Saw Sharpener Only **\$20.99**

- Re-tooths
- Sharpens
- Joints

Save yourself the time and money it takes to have your circular-saw blades sharpened and reconditioned in an outside shop. This professional-type sharpener pays for itself in service charges you save. Designed to handle all regular-blade sizes up to 12-in. diam. Has grinding wheel bushed for 1/2 and 5/8-inch arbor hole. 2 index dials, safety guide for your protection. Use with bench, radial-arm saws. Bushed for 1/2, 5/8, 3/4 and 1-in. round blade holes. Instructions are included. 9 KT 3532—Shipping wt. 5 lbs. . . \$20.99



CRAFTSMAN® 2-wheel 12-inch Band Saw

with belt sanding attachment

\$139⁹⁵

2x7 $\frac{3}{4}$ -inch resawing capacity (6 inches on widths over 2 inches). Works to the center of a 24-inch circle. Color-coded controls. Exclusive built-in worklight and on-off switch. . . sanding attachment with platen, insert, sanding belt. Forced air sawdust ejection at rear of saw accommodates HOME-N-SHOP® vac.

Upper blade guides spring loaded . . . will not drop during height adjustment. Sight lines on blade guide allow precise adjustment . . . blade guides have micro-adjust. 14 $\frac{1}{2}$ x12 $\frac{1}{2}$ -inch table tilts to 45°. Replaceable rubber tires.

Tension scale gives setting for either blade or belt . . . can be read from inside or outside of saw. Automatic blade tensioning. 5-inch machine pulley, 2 $\frac{1}{2}$ -inch motor pulley, 43-inch belt. Guaranteed 1 year . . . see page 15. Meets Power Tool Institute safety standards . . . see page 3. Rip fence, converter below.

Without motor, belt guard or stand.
99 KT 2429N—Wt. 74 lbs. . . . \$139.95

With Motor: CRAFTSMAN $\frac{1}{2}$ HP, 1725 rpm sleeve bearing, split phase. 110-120-v., 60-c. AC. 4-foot cord included.
99 KT 24293N2—Wt. 92 lbs. . . \$154.95

I Steel Base. Adjustable. With rubber-capped feet. 20x24 $\frac{1}{2}$ x30 $\frac{3}{4}$ in. high. With motor mount. Unassembled.
99 KT 2224L—Wt. 35 lbs. . . . \$24.99

Belt Guard. Use with base above.
9 KT 22242—Wt. 1 lb. 5 oz. . . . \$2.29

Replacement Sanding Belts. For saw above. $\frac{3}{8}$ x80 inches. Pkg. of 5.
9 KT 22361—Wt. 8 oz. . . . Pkg. \$1.99

CRAFTSMAN Miter Gauge. Bar slides for most saws with $\frac{3}{4}$ x $\frac{3}{4}$ -in. miter slots.
9 KT 29929—Wt. 4 lbs. 5 oz. . . \$11.99

SPECIFICATIONS

- Depth of throat. 12 inches
- Capacity of cut (maximum) . 6 inches
7 $\frac{1}{2}$ in. on material up to 2 in. wide.
- Table size 14 $\frac{1}{2}$ x12 $\frac{1}{2}$ in. wide.
- Length of blade. 80 inches
- Width of blade. $\frac{1}{2}$ inch
(takes $\frac{1}{4}$ to $\frac{3}{4}$ inch widths)
- Blade speed. 2900 ft./min.
- Machine pulley (included) . . 5 inches
- Motor pulley (included) . . . 2 $\frac{1}{2}$ inches
- Motor recommended (minimum) . . .
 $\frac{1}{2}$ HP, 1725 rpm
- Size (without base) . . . 37 $\frac{3}{4}$ in. high,
14 $\frac{1}{2}$ in. wide, 26 $\frac{1}{2}$ in. long
- Table tilts, locks. 45°
- Ball bearing thrust rollers

Band Saw Rip Fence


Rips planks and boards evenly at pre-determined widths. For both band saws on this page. Locks at front . . . won't slip. Necessary fittings included. For best results, use a $\frac{3}{4}$ -inch blade.

9 KT 23432—Wt. 4 lbs. 10 oz. . . \$13.99

Slow-speed Converter

Designed for use on 10 to 14-inch band saws with 1725-rpm motors with $\frac{1}{2}$ or $\frac{3}{4}$ HP and $\frac{1}{2}$ or $\frac{3}{8}$ -inch motor shafts. Cuts blade speed at 10 to 1 ratio. With this accessory you can cut steel, brass, and other non-ferrous metals without damaging saw or straining the blade. Not for use with compact band saw (99 KT 2422L) on next page.

9 KT 2342—Shpg. wt. 6 lbs. . . \$36.99



18-inch Band Saw

\$599⁰⁰

Cuts to the center of a 36-inch circle in wood 12 inches thick. Setups can be made in minimum time. Ball bearing gear reduction assembly gives you a choice of 4 blade speeds: 118 to 3550 ft./min. Table tilts to 45° . . . locks. With two 11-foot blades (1 $\frac{1}{2}$ -inch metal cutting and $\frac{3}{8}$ -inch wood cutting), 2 miter gauge slots, miter gauge, 2 rubber-tired ball bearing wheels, V-belt. Steel frame. 1-year guarantee . . . see page 15. Meets CRAFTSMAN COMMERCIAL standards . . . see page 4.

F9 KT 2358N—Shipping weight 465 lbs.*. \$599.00

Rip Fence for 18-inch band saw above.

F9 KT 23586—Unassembled. Wt 13 lbs.*. . . \$24.99

SPECIFICATIONS


- Depth of throat. 17 inches
- Depth of throat without shroud. . . . 18 inches
- Capacity of cut (maximum) 12 inches
- Table size. 20 $\frac{1}{2}$ x17 $\frac{3}{4}$ inches wide
- Bearings. . . . 6 sets of grease-sealed ball bearings
- Wheel size (each wheel) 18 inches
- Machine pulley (included) 7 inches
- Motor pulley (included) 3 inches
- Dimensions overall. Height 75 inches,
width 22 $\frac{1}{2}$ inches, depth 31 inches
- Motor (not included) . . . minimum 1 HP, 1725 rpm

11-ft. Blades for saw above. From factory in Boone, N.C. No C.O.D.'s. Allow extra time. *Postpaid.*
For metal. Each \$4.79

Width	Catalog No.	Teeth	Cuts Sizes	Wt.
$\frac{1}{4}$ -in.	F9 KT 27525	18 per in.	0 to $\frac{1}{4}$ in.	(8 oz.)
$\frac{3}{8}$ -in.	F9 KT 27526	14 per in.	$\frac{1}{4}$ to $\frac{1}{2}$ in.	(10 oz.)
$\frac{1}{2}$ -in.	F9 KT 27527	10 per in.	$\frac{1}{2}$ to 2 in.	(12 oz.)
$\frac{3}{4}$ -in.	F9 KT 27524	8 per in.	2 in. and up	(14 oz.)

For wood. Each \$2.99
 $\frac{1}{4}$ -in. F9 KT 27151 6 per in. Use on woods (5 oz.)
 $\frac{3}{8}$ -in. F9 KT 27152 6 per in. to size limit of (6 oz.)
 $\frac{1}{2}$ -in. F9 KT 27153 6 per in. band saw (8 oz.)

Note: "F" items marked () shipped freight (rail, truck) or express from Cincinnati, Ohio factory. No C.O.D.'s. Please allow extra time for delivery.





CRAFTSMAN®
11-inch Band Saw
with motor
\$69⁹⁹


Cuts wood 3 inches thick . . . works to the center of a 22-inch circle on plywood 1 inch thick. Cuts mild steel 1 inch thick. Dual speeds: 1250 ft./min. for wood and 310 ft./min. for metal. Make speed change quickly by moving belt inside of housing. Reversible guides . . . use narrow or wide blades.

Bronze sleeve bearings. 3 rubber-tired wheels in 1-piece aluminum frame. 10x10-in. table. 1/6-HP sleeve-bearing motor.


Hole for dust removal . . . easily connected to a HOME-N-SHOP® vac. 3/8 x54-inch blade for metal, 3/4x54-inch blade for wood. Steel base with 4 rubber feet. On-off switch. 18 inches high. 4-ft., 3-wire cord and adapter. 110-120-v., 60-c. AC. Guaranteed for 90 days . . . see guarantee on page 15.

Shipping weight 29 pounds.
99 KT 2422L \$69.99

CRAFTSMAN® 18-inch belt-driven Jig Saw
Convert from Jig to Sabre Saw simply by removing arm



Without base, motor **\$76⁹⁹**



For cornice work and cabinetry. 12x12-in. table tilts 45° to left for mitering or beveling wood up to 2 inches thick. Also cuts plastic and non-ferrous metals. Uses plain-end 6-inch blade (1 included). Upper and lower guides have steel balls to cut friction.

Runs in oil bath for smooth, quiet operation. Sawdust blower keeps cutting line clear. 2-inch motor pulley and 3/4x54-in. V-belt. Chuck shoe cushions blade . . . helps prevent twisting, breaking. Guide adjusts . . . always aligned for maximum support when rotating blade for back-cutting or ripping pieces over 18 inches long. Cap floats radially for vertical alignment. Without base or motor (we recommend a minimum size of 3/4-HP, 1725-rpm). 1-year guarantee. See page 15. Meets Power Tool Institute safety standards . . . see page 3.

99 KT 2072N—Shipping weight 71 pounds \$76.99

Jig Saw with CRAFTSMAN 1/2-HP, 1725-RPM, Sleeve-bearing, split-phase motor. For 110-120-v., 60-c. AC. 4-foot cord included.

99 KT 20724N2—Shipping weight 89 pounds \$89.99

A Steel Base. Adjustable. 30 1/4 x 20 x 30 3/4 in. high. Unassembled.
99 KT 2223L—Shipping weight 35 pounds \$24.99

Steel Guard for above. Encloses pulley and belt above base.
9 KT 22232—Shipping weight 2 pounds 2.29

SPECIFICATIONS

- Depth of throat 18 inches
- Table size 12x12 inches
- Sawdust blower built-in
- Stroke 1 inch
- Machine pulley (included with saw) 4 inches
- Depth of cut (max.) 2 inches
- Bearings porous bronze
- Blade 6-inch plain-end
- Spindle speed abt. 875 rpm
- Motor pulley (included with saw) 2 inches
- Motor recommended (minimum). 1/2-HP, 1725 rpm
- Mounting dimensions (three-point) 5 1/2 x 22 7/16 in.
- Dimensions 18 inches high, 12 inches wide, 29 inches long



Professional Band Saw Blades

Low as **\$179**

Cut exceptionally fast and smooth. Use as replacement blades for cutting wood, brass, non-ferrous metals or steel. All blades made of special alloy steel, then heat-treated and hardened. Precision ground to give maximum life. Every blade is endless . . . set and filed for its recommended use.

Catalog Number	For sawing	Width	Length	Shpg. wt.	Each
9 KT 26641	Wood/Skip	1/4 in.	62 in.	5 oz.	\$1.99
9 KT 26642	Wood/tooth	1/4 in.	62 in.	5 oz.	1.99
9 KT 26572	Wood	3/8 in.	78 in.	6 oz.	2.19
9 KT 26232	Wood	1/2 in.	80 in.	6 oz.	2.29
9 KT 26233	Wood	3/8 in.	80 in.	7 oz.	2.29
9 KT 26234	Wood	1/2 in.	80 in.	8 oz.	2.29
9 KT 2624	Brass, non-ferrous metals	3/8 in.	80 in.	6 oz.	2.49
9 KT 2625	Steel	1/4 in.	80 in.	6 oz.	3.99
9 KT 26581	Wood	3/8 in.	54 in.	4 oz.	1.79
9 KT 26582	Wood	1/2 in.	54 in.	4 oz.	1.79
9 KT 26584	Wood (sk. tooth)	1/4 in.	54 in.	4 oz.	1.79
9 KT 26592	Plywood	1/8 in.	80 in.	4 oz.	2.39
9 KT 26593	Plywood	1/4 in.	80 in.	6 oz.	2.39
9 KT 26255	Metal	3/16 in.	54 in.	4 oz.	2.79

You can equip your entire workshop with power tools and accessories from the book

10-inch Hobby Jig Saw for beginners

Use to make models, toys, furniture or knick-knacks. Operates easily so that a child can learn to use it . . . short and fast strokes cut neatly and easily, are safest for fingers.

Rapid strokes leave almost no saw marks . . . there's little or no sanding to do. Powerful enough to do full-scale cutting in soft woods, plywood, Masonite Presdwood®, plastics . . . even thin aluminum, brass or copper. Motor needs no oiling. No belts or pulleys; minimum of moving parts.

Tempered spring steel blade return maintains cutting tension. Rubber feet. Table with 1/2-inch grid pattern aids guiding. 6-ft., 2-wire SJ cord, instructions, 2 blades. UL listed. 90-day guarantee . . . please see page 15.
9 KT 2478—Wt. 9 lbs. 6 oz. . . . \$14.99

SPECIFICATIONS

- Throat depth 10 in.
- Depth of cut (soft wood) 1 inch max.
- Chuck stationary
- Motor (built in) magnetic type, 110-120-v., 60-c. AC
- Table 6 3/8 x 8 1/2 in.
- High speed stroke 7200 per minute
- Bearings torsion
- Blades 4-inch pin end type (2 incl.)
- Dimensions 7 3/4 inches high, 6 3/8 inches wide, 14 1/2 inches long

\$14⁹⁹




CRAFTSMAN® Alloy steel Jig Saw Blades

Professional quality . . . heat-treated and hardened for long use and fast cutting. All blades listed are for use on jig saws. 6-inch plain-end blades can be snapped off to fit machines taking shorter plain-end blades. When cutting metal with blades indicated for metal cutting, lubricate blade with beeswax. Sabre-saw blades can be used for heavy work as well as sabre sawing on jig saws.

Shipping weight 2 ounces per package.

Catalog Number	Lgth. inches	Width inches	Thick. inches	Teeth per in.	Recommended uses	Number in pkg.	Per pkg.
(Pin-type blades)							
(1) 9 KT 2688	.4	.062	.010	.18	For wood and plywood. Fit magnetic or reciprocating-motor jig saw	8	59c
9 KT 2687	.4	.082	.010	.18	For wood and plywood. Fit magnetic or reciprocating-motor jig saw	8	59c
9 KT 26903	.5	.095	.015	.20	For wood, plastic, soft metal. Fit magnetic or reciprocating-motor jig saw	4	59c
9 KT 27053	.5	.110	.020	.15	Medium; for wood or metal	4	59c
9 KT 27083	.6	.110	.020	.15	Wood or metal	4	59c
(Plain-end blades; for most jig saws)							
9 KT 26901	.5	.110	.020	.15	Wood or metal	4	59c
9 KT 27013	.6	.110	.020	.15	Fine; for wood and soft metal	4	59c
9 KT 27003	.6	.110	.020	.10	Coarse; for wood and soft metal	4	59c
9 KT 27023	.6	.085	.020	.15	Extra fine; for wood and soft metal	4	59c
9 KT 27093	.6	.110	.020	.20	For thin sheet metals, including steel	4	59c
(For use with 99 KT 2072N above as Sabre Saw)							
(6) 9 KT 28673	.6	.250	.028	.20	For wood and metal	3	79c
(7) 9 KT 28693	.6	.187	.028	.10	For wood and soft metal	3	79c
(8) 9 KT 28663	.6	.250	.028	.7	For coarse cuts in wood	3	79c





SAFETY SEAL
power tool institute

CRAFTSMAN® 6 1/8-inch Jointer-Planer

Base, rear table, legs cast in 1 piece for smoother planing, truer joints and surfaces

One-piece construction—exclusive with Sears . . . even bearing housings are part of base casting. Fence extends full length of rear table, locks flush . . . stops at 45° and 90°. Handles 6-inch stock. 6 micro-adjustment screws align 3 steel blades in steel cutter head. Rabbits to 1/2-inch deep. Depth of cut scale.

Sealed ball bearings, permanently lubricated. 36-inch working area (front and rear table). 42 1/2 x 20 3/8 x 9 1/4 inches overall. Machine and motor pulleys, V-belt. Without motor, stand, belt guard. Guaranteed 1 year . . . see page 15.

99 KT 2062N—Shipping weight 122 pounds. . . . \$159.95

Jointer Planer with Motor. 1/2-HP, 3450-rpm. Sleeve bearing capacitor type. 110-120-v., 60-c. AC. Wt. 141 lbs. 99 KT 20620N2 . . . \$179.95

Extra Blades for above. Package of 3. Wt. 13 oz. 9 KT 2293 . . . Package \$6.49

1 Steel Base. For above. 37 1/2 x 15 1/4-in. wide table top. Legs adjust height 27 3/4 to 30 3/4 in. Leveling feet . . . rubber pads. With motor mount. Unassembled. Sent freight (rail or truck) or express. 99 KT 2229N—Shipping weight 42 pounds. \$29.99

Protective Steel Guard. For base above. Covers V-belt and machine pulley above table surface. 9 KT 22291—Shipping weight 2 pounds. . . . \$2.29



CRAFTSMAN® 4 1/8-inch Jointer-Planer

\$92.99 without base or motor

Fence lock handle minimizes annoying "whip." Semi-steel tables . . . front one adjusts. 3-point suspension for perfect alignment with cutter head. Removable spring-loaded guard. Steel cutter has three 4 3/8-inch blades.

Self-lubricating sleeve bearings for long life. Fence tilts 45° either side. 29 1/16 x 9 3/4 x 8 3/8 inches overall. Machine and motor pulleys, V-belt. Without motor or stand. Guaranteed 1 year . . . see page 15 for complete guarantee details.

99 KT 2186L—Shipping weight 62 pounds. . . . \$92.99

Jointer-Planer with motor. 1/2-HP, 3450-rpm. Sleeve-bearing capacitor type. 110-120-v., 60-c. AC. 4-ft. cord. Shpg. wt. 81 lbs. 99 KT 21860L2 . . . \$114.95

Extra Blades for above. Package of 3. Shpg. wt. 6 oz. 9 KT 21866 . . . Package \$4.49

Steel Base for above. Like base 99 KT 2229N (1) described and shown above. 25 1/2 x 15 1/4-in. wide table top. Height adjusts 27 3/4 to 30 3/4 in. Leveling feet . . . rubber pads help eliminate vibration. With motor mount. Unassembled. 99 KT 2223L—Shipping weight 35 lbs. . . . \$24.99

Protective Steel Guard. For base above. 9 KT 22231—Shpg. wt. 1 lb. 4 oz. . . . 2.29

SPECIFICATIONS

- Width of cut. . . 4 1/4 in.
- Depth of cut. . . 3/8 in.
- Fence length. 19 1/8 in.
- Spindle diameter 1/2 in.
- Cutter knives . . . three, 4 3/8-inch size
- Front table . . . 11 3/8 x 6 5/8 in.
- Rear table 11 1/2 x 6 5/8 in.
- Recommended arbor speed 4500 rpm
- V-belt. . . . 1/2 x 32 in.
- Bearings. . . . two; Self-lubricating sleeve-type
- Motor recommended (min.) 1/2 HP, 3450 rpm
- Pulleys: Machine. . . 2-in. Motor. 2 1/2-in.

SPECIFICATIONS

- Width of cut. 6 1/8 in.
- Depth of cut (max.) . . . 1/2 in.
- Front table. 16 3/32 x 7 1/16 in.
- Rear table. 17 1/16 x 6 1/2 in.
- Bearings. 2 sets, ball
- Cutter knives. 3 alloy steel, 6 1/8 x 1 1/16 x 1/8 in.
- Recommended arbor speed. approx. 4300 rpm
- Motor recommended (min.) 1/2 HP, 3450 rpm
- Machine pulley 2 inches
- Motor pulley 2 1/2 inches
- V-belt. 1/2 x 45 inches
- Mounting dimensions. 9 1/2 x 31 1/16 inches
- Over-all dimensions: Height. 9 1/2 inches Width. 20 3/8 inches Length. 42 1/2 inches

CRAFTSMAN® Planer-Molder

Turns hard or soft lumber into moldings, trims, floorings, etc.

Plane and mold in a single pass or do either separately.

Planes to 12 1/2 in. wide, 6 in. thick. Mold edge and face up to 6 in. wide.



\$339.00 without motor or stand

Maximum cut depth 3/16 in. 3-knife ball bearing cutterhead; 3 1/4-in. diameter. Power feeds at 12 feet per minute. 42-in. bed. Overall 16 in. high, 26 in. wide, 46 in. long. Comes with 3 1/2-in. machine pulley. To face or edge mold, order cutter bits sold below. Use 1 to 5 HP motor for 4000 rpm head speed. With stand below takes 5-in. motor pulley and 56-in. V-belt for 2 HP 3450 rpm motor. Motor, stand, motor pulley, V-belt not included. Planers and stand shipped freight (rail or truck) or express from factory near Kansas City, Mo. No C.O.D. Guaranteed 1 year . . . page 15. F9 KT 2339N—Shipping weight 220 lbs. . . . \$339.00

Thickness Planer. As above but 18-in. bed and no molding feature. F9 KT 23394N—Shipping wt. 201 lbs. . . . \$309.00

Steel Stand for either above. 20 1/2 in. high, 24 1/2 in. sq. bottom. F9 KT 23395N—Shipping weight 32 lbs. . . . \$34.99

Molding Cutter Bits.* Set of 3, each pattern. For F9 KT 2339N. F9 KT 23311—1-inch and 1/4-inch radius flute F9 KT 23305—3-bead F9 KT 23308—Window, door stop F9 KT 23301—Rabbit F9 KT 23304—1/4-1/2-in. qtr. round F9 KT 23307—Glue joint F9 KT 23313—3/16-1/2-in. qtr. rnd. F9 KT 23309—90° flute F9 KT 23303—Base mold F9 KT 23306—Clover-leaf F9 KT 23312—5/16-in. qtr. rnd.; cove (Shipping weight set 3 ounces) Price per set \$3.29

Tongue and Groove Molding Cutter Bits.* For F9 KT 2339N. F9 KT 23302—Set of 6. (Shipping weight 6 oz.) Set \$6.49 *Sent postpaid from factory near Kansas City, Mo. Allow time. No C.O.D.

CRAFTSMAN® Precision-built Wood Lathe

Big 12-inch swing.. handles pieces up to 37 inches long and a foot in diameter accurately.. even at high speeds



SAFETY SEAL
power tool institute

SPECIFICATIONS

- Swing over bed. 12 in.
- Center to center. 37 in.
- Length of bed. 45 1/2 in.
- Spindle, inboard end. 3/4 in. x 16 right-hand thread with No. 1 Morse, female taper
- Ram travel. 1 1/4 in.
- Spindle bearings . . . two sealed radial thrust ball
- Machine pulley (included).. 4-inch, 4-step V-type cone
- Mounting. 4 9/16 x 6 1/16 in.
- Tailstock taper. No. 1 Morse, female
- Motor pulley (not included) . . . 4-inch, 4-step V-type cone

Has an exceptionally large work-load capacity for a wood lathe in this price range. Rugged semi-steel head and tailstock. Permanently lubricated bearings for long life. Precision-ground steel tubing bed is 45 1/2 inches long. Mount motor behind or below headstock. 3/4-in.x16-thread headstock spindle with indexing pin for fluting. Rigid 3-point mount for maximum stability. Two ball bearings on spindle for smooth operation. No. 1 Morse taper in headstock, tailstock.

Steel key guides tailstock and tool rest. Double acting lock on tool rest holder and support. Has four spindle speeds (875, 1350, 2250 and 3450 rpm). 5 1/2 inches long, 7 1/16 inches wide, 11 1/16 inches high overall. 12-inch graduated tool rest, spur, cup centers. 4-inch, 4-step machine pulley. Manual included. Sent freight (rail or truck) or express. Guaranteed for one year (see details on page 15).

Without motor, motor pulley, V-belt or stand.

99 KT 2388N—Wt. 60 lbs.\$73.99

With CRAFTSMAN 1/3-HP, 1725-rpm split-phase motor. For 110-120-volt, 60-cycle AC. 4-foot cord. 4-inch, 4-step motor pulley and V-belt. Without stand.

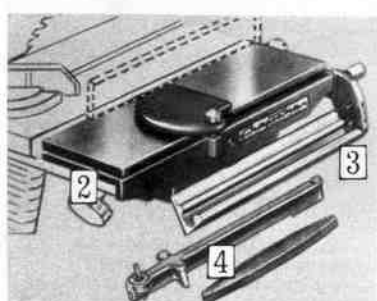

Shipping weight 80 pounds.
99 KT 2388N3 \$89.99

1 Work Bench. For wood lathe listed above. Sturdy steel construction with wood top. Shipped unassembled.

Shipping weight 79 pounds.
99 KT 10271N2 \$29.99

Versatile Speed Reducer (shown at right). Widens speed range of lathe above to 250-3450 rpm. Simple belt shifting provides low speeds for turning diameters over 6 inches and out-of-balance workpieces. Built-in belt tension adjustment for smooth operation. Sturdy cast-aluminum construction for long life.

9 KT 2389—Shipping weight 6 pounds 8 ounces. \$13.49



Convert 8-inch bench saw to jointer-planer

\$57.99

2 Attachment designed to fit bench saw 99 KT 24282N listed on page 28. Shipping weight 31 lbs.
99 KT 2184C \$57.99

Tilting Fence

\$12.99

3 For use with attachment (2) listed above. Shpg. wt. 4 lbs. 7 oz.
9 KT 2181 \$12.99

Knife-setting Gauge Set

\$7.99

4 For use with jointer-planers. Accurately lines up blades after sharpening. Made of machined cast iron for long life. Micrometer adjustments for maximum accuracy. Simple to use. Handy touch-up stone included. Shpg. wt. 1 lb. 13 oz.
9 KT 2647 Set \$7.99

You can equip your entire workshop with power tools and accessories from this book



Arbors . . Centers . . Face Plates . . other Accessories

5 Work Arbors with Chucks. 3-jaw screw-on type. 1/2-inch capacity; 1/2-in. x 20-thread.
9 KT 2234—No. 1 Morse taper. Wt. 1 lb. 9 oz. \$4.69
9 KT 2247—No. 2 Morse taper. Wt. 1 lb. 13 oz. 4.89

6 Work Arbors. Two steel flanges; nut on head end for clamping wheels. 1/2-in. x 20-thread.
9 KT 2153—No. 1 Morse taper. Shpg. wt. 11 oz. \$2.49
9 KT 2152—No. 2 Morse taper. Shpg. wt. 13 oz. 2.69

7 Chuck Arbors. No. 1 Morse and No. 33 Jacobs taper.
9 KT 2123—Shipping weight 5 oz. \$2.29
No. 2 Morse and No. 33 Jacobs taper.
9 KT 2124—Shipping weight 8 oz. 1.79

No. 1 Morse and No. 3 Jacobs taper.
9 KT 2154—Shipping weight 8 oz. 2.29
No. 2 Morse and No. 3 Jacobs taper.
9 KT 2126—Shipping weight 9 oz. 1.79

8 Screw Centers. For woodworking.
9 KT 2116—No. 1 Morse taper. Shpg. wt. 8 oz. . 3.19
9 KT 2115—No. 2 Morse taper. Shpg. wt. 13 oz. 3.39

9 Ball-bearing 60° Centers. For hardwood, metal.
9 KT 2112—No. 1 Morse taper. Wt. 10 oz. \$4.99
9 KT 2113—No. 2 Morse taper. Shpg. wt. 12 oz. 5.19

10 Spur Centers. Use for wood turning.
9 KT 2106—No. 1 Morse taper. Shpg. wt. 5 oz. 2.29
9 KT 2107—No. 2 Morse taper. Shpg. wt. 8 oz. 2.59

11 Tailstock Cup Centers. For wood turning.
9 KT 2100—No. 1 Morse taper. Shpg. wt. 5 oz. 2.09
9 KT 2101—No. 2 Morse taper. Shpg. wt. 8 oz. 2.29

12 60-degree Centers. For metal turning.
9 KT 2110—No. 1 Morse taper. Wt. 5 oz. . . 1.89
9 KT 2111—No. 2 Morse taper. Shpg. wt. 8 oz. . 1.99

13 Work Arbors. Convert motor to grinder, polisher, etc. 3 1/4 inches long. 2 3/8-inch spindle. 1/2-in. x 20-thread. Sturdy steel flanges.
9 KT 21643—1/2-inch bore. Shpg. wt. 14 oz. . . \$1.99
9 KT 21644—3/8-inch bore. Shpg. wt. 14 oz. . . 1.99

(14 and 15) **Lathe Centers.** For former 99-2162 or 3/8-in. unthreaded arbor.
(14) 9 KT 2105—Headstock Spur. Wt. 7 oz. \$2.09
(15) 9 KT 2102—Tailstock Cup. Wt. 8 oz. . . 2.09

16 Combination Face Plate and Sanding Plate. Made of cast iron. For inboard turning and sanding. 8-inch diameter. 3/4-in. x 16 right-hand thread. Sanding disc and cement are included.
9 KT 24905—Shpg. wt. 4 lbs. 4 oz. \$6.99

17 Face Plate. For 3/4-in. x 16 right-hand thread arbor. 4-in. diameter. For inboard turning.
9 KT 2489—Shipping weight 1 lb. 12 oz. . . \$4.49

18 Face Plate. 3-in. diameter. Cast iron. Has spurs, removable center, screw center. Fits 3/4-inch x 16-thread spindle.
9 KT 2091—Shipping weight 1 lb. 9 oz. . . . \$5.99


19 4-pc. Carbide-tipped Wood-turning Set. Stay sharp 20 times longer than ordinary steel. 10-inch handles. For wood, plastic, aluminum, brass. Set includes 3/16-inch parting tool, 1/2-inch gouge, one each 1/2-inch round-nose and 3/4-inch skew chisel.
9 KT 3629—Shpg. wt. 2 lbs. 6 oz. . . . Set \$19.99

(20 thru 27) **Wood-turning Tools.** Polished 4 1/2-inch carbon steel blades, ground to hold edge. 10-inch handles, heavy ferrules.

(20) 9 KT 2863—1-in. skew chisel. Wt. 11 oz. \$2.99
(21) 9 KT 2862—3/4-in. skew chisel. Wt. 11 oz. 2.39
(22) 9 KT 2856—1/2-in. round nose. Wt. 11 oz. 2.49
(23) 9 KT 2858—1/2-in. parting tool. Wt. 11 oz. 2.69
(24) 9 KT 2854—1/2-in. spear point. Wt. 11 oz. 2.59
(25) 9 KT 2852—3/4-in. gouge. Wt. 13 oz. . . . 2.99
(26) 9 KT 2851—1/2-in. gouge. Wt. 11 oz. . . . 2.79
(27) 9 KT 2850—3/4-in. gouge. Wt. 10 oz. . . . 2.59

5-piece Set. As described above. Set includes 1/2-inch gouge (26), 1/2-inch parting tool (23), one each 1/2-inch spear point (24), 1/2-inch round nose (22), and 3/2-inch skew chisel (21).
9 KT 2855—Shpg. wt. 2 lbs. 4 oz. . . . Set \$11.99





SPECIFICATIONS

- Width of belt... 6 inches
- Length of belt... 48 inches
- Sanding belt table... 6½x17 ¼ inches
- Sanding disc table... 6½x12 inches
- Diam. sanding disc... 9 in.
- Bearings... 2 sets, sealed ball
- Drum diameter... 3 inches
- Machine pulley... 2½ in.
- Motor pulley... 2 inches
- V-belt... ½x40 inches
- Motor recommended... ½ HP, 3450 rpm
- Over-all size... 10½x18x28 ¾ in.
- Mounting dimensions (center to center of bolt holes)... 10 ¼ inches

CRAFTSMAN® Belt and Disc Sander

Over 100-sq. in. surfacel Use belt sander for large, flat surfaces or curved, irregular work... disc sander for small jobs

Without motor or base **\$82.99**

Three big features: (1) Cam device for quick belt tensioning. (2) Two pre-lubricated sealed ball bearings on drive and idler shafts. (3) Drive roller and V-pulley keyed to drive shaft to prevent slipping.

Belt table can be pivoted from horizontal to vertical. Work table tilts 0° to 45°. Fence adjusts 90° to 45°. Heavy cast-iron frame. 6½x17 ¼-in. belt table. 6½x12-in. work table with miter-gauge slot. (For extra accuracy, order miter gauge 9KT29929 shown on page 26.) 6x48-in. sanding belt. 9-in. sanding disc. 2-in. motor pulley and ½x40-in. V-belt included.

- Without motor or base.**
 99 KT 2254L—Shipping weight 65 pounds... \$82.99
With ½-HP, 3450-rpm sleeve-bearing capacitor-type motor. 110-120-volt 60-cycle AC. 4-foot cord included.
 99 KT 22542L2—Shipping weight 84 pounds... \$109.95
CRAFTSMAN steel Base for 99KT2254L. See description on facing page.
 99 KT 2224L—Shipping weight 35 pounds... \$24.99



SPECIFICATIONS

- Cutter height capacity... 2½ in.
- Cutter bore... ½ in.
- Bearings... 2 sets, sealed ball
- Table surface... 8½ in. from bottom
- Miter gauge slot... ¼x3½ in.
- Length of fence... 18½ to 21 in.
- Spindle diameter... ¼-in. ends; ⅜-in. center
- Spindle adjustment... ⅜ in.
- Spindle... ⅜-in. x 16-thread Acme
- Spindle speed suggested 9000 rpm
- Machine pulley (included)... 2 in.
- Motor pulley (incl.)... 4½ in. flat
- V-belt... ½x40 inches
- Minimum motor... ½-HP, 3450-rpm
- Mounting dimensions... 3 holes: 2 rear are 11 ½ in., front is 9 ¼ in.
- Height 11 ½ in.; width 27 in.; depth less motor guard 19 in.

Without motor or base **\$104.95**

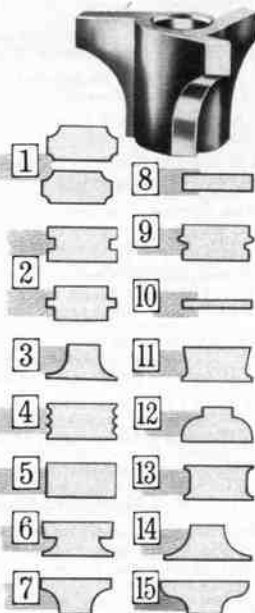
CRAFTSMAN® High-speed Wood Shaper

FEATURES: (1) Extra-big 27x19-inch polished, ground semi-steel table. (2) Fence adjusts either side in or out without loosening. (3) Control for spindle height adjustment easy to reach in all positions. Legs, etc. won't interfere. (4) Floating upper bearings for greater accuracy, 2 sets of permanently lubricated sealed radial bearings. (5) Critical parts machined for reliability at high speeds. (6) Built-in guard encloses belt, motor pulley for safety. (7) Collars, nuts and washers hardened to prevent burring. (8) Greater spindle diameter between bearings prevents whip and vibration. Spring hold-downs. Solid-type spindle turns either direction. 3 spindle collars.

- Without motor or base.**
 99 KT 2394N—Shipping weight 87 pounds... \$104.95
With CRAFTSMAN ½-HP, 3450-rpm capacitor motor.
 99 KT 23942N2—(110-120-volt, 60-cycle AC.) Shpg. wt. 106 lbs... 129.95
Steel Base for shaper above. Description on facing page. Unassembled.
 99 KT 2224L—Shipping weight 35 pounds... \$24.99

Alloy-steel Shaper Cutters

Precision machined for professional quality work. All cutters 1 inch high with ½-inch bore, except (8) 9KT3288 which is ⅜ inch high and (10) 9KT3287 which is ¼ inch high. For use with drill press, use with 9KT2483 adapter described on page 38.



Shaper Cutter Type	Catalog Number	Wt. oz.	Price
2-inch diameter Shaper Cutters			
(1) ½ and ¼-in. radius Ease Edge or ¼-in. Glass Bead...	9 KT 3295	6	3.59
(2) ¼-in. Tongue and Groove Matched Set	9 KT 3283	10	6.99
(3) ½-Inch Radius Base Shoe Molding or ½-in. Quarter Round...	9 KT 3285	6	3.59
(4) 3-bead ¾-in. Molding	9 KT 3293	6	3.59
(5) 1-inch Jointer...	9 KT 3289	7	3.59
(6) Lip Cupboard Door or ¾-inch Quarter Round...	9 KT 3294	6	3.59
(7) Drop Leaf Bead...	9 KT 3291	6	3.59
(8) ½-inch Groove...	9 KT 3288	5	3.39
(9) Reversible Glue Joint	9 KT 3284	6	3.59
(10) ¼-Inch Groove...	9 KT 3287	4	3.39
(11) Taper Edge...	9 KT 3292	6	3.59
(12) Drop Leaf Cove...	9 KT 3290	6	3.59
(13) ½-inch Ease Edge or Screen Molding...	9 KT 3286	6	3.59
(14) 2½-in. diameter ¾-in. Quarter Round...	9 KT 3281	6	4.99
(15) 2½-in. diameter ¾-in. Ogee Molding...	9 KT 3282	6	4.99



Sash and Door Cutting Kit \$5.49

For use with 99KT2394N upper right or former shaper 99-2392.

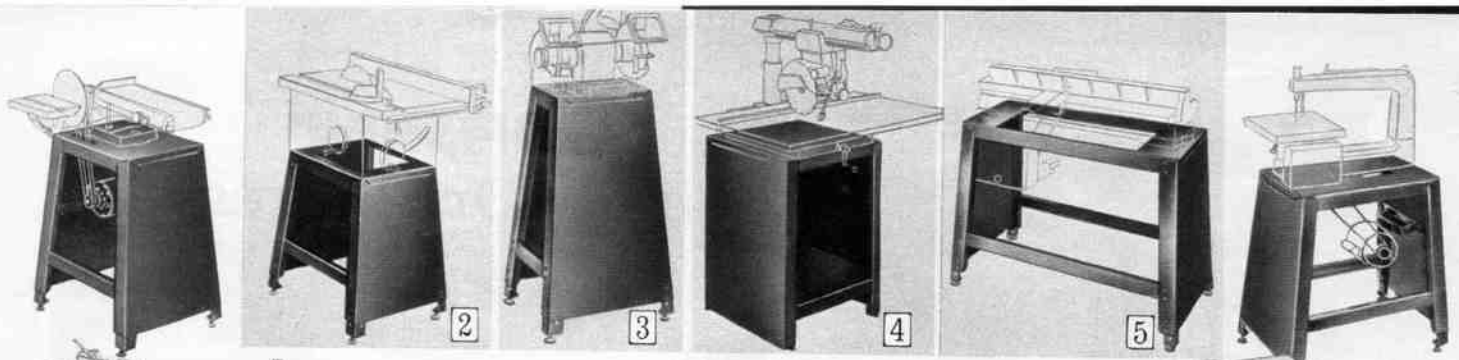
Kit includes: 5 spacer collars (¾, ⅝, ⅜, ¼ and 1 in. wide) with ½-in. bore and sash cutter blade. 3 recessed nuts (½x24, ½x20 and ½x16 Acme thread). Hex key.

On drill press, use this kit with adapter with holding collar (9KT2483) described on page 38. Shipping wt. 8 oz. 9 KT 2407... Kit \$5.49



Shaper Collars

5-piece set. Use above or below cutter to provide bearing surface for portion of work-piece edge which is not to be shaped. Makes it possible to easily do freehand edge shaping of curved workpieces. Collars fit ½-inch spindle. Shipping wt. 7 oz. 9 KT 2367... Set \$3.49



New CRAFTSMAN® Power Tool steel Bases

Exceptionally sturdy and steady. Base (4) for radial-arm saws is 32½ in. high; other bases adjustable to provide best over-all working height for power tool being used. Sent unassembled. 99 KT 2229N sent freight (rail or truck) or express. Metal belt guards (sold separately; see table) house V-belt from motor to power tool.

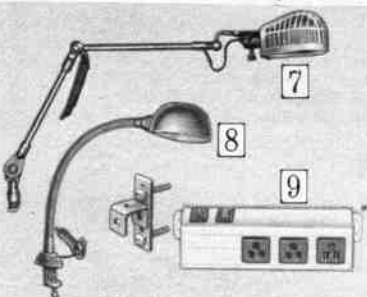
Power Tool Bases				Belt Guards		
Catalog No.	Fits power tool:	Wt.	Price	Cat. No.	Shpg. wt.	Price
(1) 99 KT 2224L	Belt and Disc Sander 99KT2254L Wood Shaper 99KT2394N 12-in. Band Saw 99KT2429N	35 lbs.	\$24.99	None
(2) 99 KT 2226L	10-in. Bench Saw 99KT2996N	27 lbs.	24.99	9 KT 22242	1 lb. 15 oz.	\$2.29
(3) 99 KT 2222C	8-in. Bench Saw 99KT24282N	32 lbs.	19.99	None
	Grinders: 99KT1940C, 99KT1958C, 99KT1959C, 99KT1967N			None
(4) 99 KT 1037L	Radial-arm Saws: 99KT2943N, 99KT2932N	51 lbs.	29.99	None
(5) 99 KT 2229N	6½-in. Jointer-Planer 99KT2062N	42 lbs.	29.99	9 KT 22291	2 lbs.	2.29
(6) 99 KT 2223L	4½-in. Jointer-Planer 99KT2186L Jig Saw 99KT2072N Hack Saw 99KT2292N Hack Saw 99KT2294L	35 lbs.	24.99	9 KT 22231	1 lb. 4 oz.	2.29
				9 KT 22232	2 lbs.	2.29
				9 KT 22233	1 lb. 8 oz.	2.29
				9 KT 22234	1 lb. 8 oz.	2.29



1
Fits 3 tools shown
\$24.99




6
Fits 3 tools shown
\$24.99



Power Tool Benches

(10 and 11) CRAFTSMAN. Heavy-duty bolted steel frames; 2 steel cross-slide rails. Unassembled.

Fits these bench-type power tools	Catalog Number of tool	Motor Mount needed
10 16¼x30 inch, Adjusts 23¼ to 29¾ inches high.	99 KT 10525C—Shipping weight 28 pounds...	\$17.99
Band Saw.....	99 KT 2429N.....	1
Belt Sander.....	99 KT 2254L.....	1
Bench Saw.....	99 KT 24282N.....	none
	99 — 2218.....	none
Drill Press.....	99 — 2450.....	none
	99 — 2458N.....	none
Hack Saw.....	99 KT 2292N.....	1
Jig Saw.....	99 KT 2072N.....	1
Jointer-Planer.....	99 KT 2186L.....	1
11 26x26 inch, Adjusts 22½ to 31¼ inches high.	99 KT 1071C—Shipping weight 39 pounds....	\$22.99
Bench Saw.....	99 KT 24282N.....	none
	99 KT 2996N.....	none
	99 — 2218.....	none
Shaper.....	99 KT 2394N.....	none
	99 KT 2932N.....	none
Radial-arm Saw.....	99 — 2935.....	none
	99 KT 2943N.....	none
	99 — 2941.....	none



10
\$17.99

11
\$22.99

12

13

Bench Accessories

7 CRAFTSMAN Workbench Lamp. Two ball-and-socket joints, one swivel joint. Reflector has nylon protector. 36 inches long. 4½-foot cord. UL listed. 9 KT 2504—Wt. 3 lbs. 7 oz. \$7.99

8 18-in. Bench Lamp. Flexible gooseneck. Also for walls. 6-foot cord. UL listed. Wt. 3 lbs. 9 KT 2536..... \$5.99

9 CRAFTSMAN Power-Pak. For power tool benches. On-off toggle switch for motors to 1-HP., 110-120-v., 15-amp. AC. Safety light tells if power-pak is "on." Two 3-prong outlets. UL listed. 9 KT 2134—Wt. 1 lb. 13 oz. \$5.79

SHIPPING NOTE: N items (as 99 KT 2229N) shipped freight (rail or truck) or express.

Sears Has a Credit Plan to Suit Your Needs SEE BIG BOOK OR ASK FOR DETAILS



CRAFTSMAN® Instruction Manuals give you dozens of new ideas for using your power tools

- 14 "Power Tools and how to use them."** 192 pages. Includes 1100 illustrations of steps taken in doing 600 operations. Shpg. wt. 11 oz. 9 KT 2912..... \$1.59
- 15 "The Drill Press."** 32 pages. 200 illustrations cover over 100 operations. Shpg. wt. 2 oz. 9 KT 2921..... 39c
- 16 "Bench Saws."** 56 pages... over 200 illustrations. Instructions for set up; blade selection; standard, problem and special sawing; also for dadoing, molding and sanding. 9 KT 2929—Wt. 10 oz.... \$3.99
- 17 "The Jig Saw and Band Saw."** Contains 32 pages with more than 160 illustrations. Describes many short-cuts in the efficient operation of jig saws and band saws. 9 KT 2919—Shpg. wt. 2 oz.... 39c
- 18 "The Jointer, Shaper and Thickness Planer" Instruction Book.** A complete manual of operation. 32 pages, over 200 illustrations. Describes over 100 operations. 9 KT 2916—Shpg. wt. 2 oz. 39c
- 19 "The Wood Lathe."** 32 fully illustrated pages. Describes more than 150 wood-turning operations. Tells how to mount attachments. Contains 230 illustrations. 9 KT 2920—Shpg. wt. 2 oz. 39c
- 20 "How to Sharpen" Manual.** Shows how to give almost any cutting tool a keen edge. Contains 32 informative pages with more than 200 illustrations. 9 KT 2924—Wt. 2 oz.... 39c
- 21 "Arc Weld it Yourself" Manual.** Comprehensive training manual detailing arc-welding techniques. Contains 32 pages; includes about 100 illustrations. 9 KT 20256—Wt. 5 oz.... 79c
- 22 "Metal Lathe" Manual.** 258 pages of practical metal lathe operations (includes machinists' tables). Illustrations. 9 KT 2925—Wt. 1 lb. 4 oz. \$2.99
- 23 "The Oxy-Acetylene Welder's Handbook."** Practical manual for both beginners and experienced welders. Shows how to weld, cut and braze. 278 pages, many with illustrations. 9 KT 5411—Wt. 10 oz.... \$3.89



CRAFTSMAN®

15 1/2-inch Drill Presses

Commercial quality... now with streamlined, one-piece cast iron head for greater accuracy plus fully enclosed belt guard for safer operation. Eight operating speeds—380 to 8550 rpm—ideal range for drilling and use with other accessories. Built-in work light, on-off switch.

Floor model without motor
\$164⁹⁵

Bench model without motor
\$154⁹⁵

Strong torsion spring for positive quill return. "Safe-Lock" chuck with threaded collar that locks on spindle... use routers, cutters without collet chuck. With accessories listed on this page and on the facing page, you can do much more than just drill... you can rout, shape, carve, dovetail, mortise and plane. All ball-bearing construction... 2 sets of 2 sealed permanently lubricated ball bearings. Adjustable table, head held in position by convenient column clamps. Depth gauge graduated in 16ths of an inch... depth stop has adjustable pointer.

Full 4-inch spindle travel. Motor mount designed for quick belt change. No. 33 Jacobs taper on spindle holds 0 to 1/2-inch capacity, 3-jaw chuck. Drills to center of 15 1/2 inch circle. Large, fully machined cast-iron 10x12 1/2-inch table is slotted to hold fixtures... has parallel edges for clamping workpieces. Comes with column collar (9 KT 2438) listed at the bottom of page... holds head or table for rotating. Includes two 6-in., 8-step pulleys and 1/4x45-inch V-belt. Guaranteed for one full year... see complete details on page 15.

Floor model without motor. 72 1/4 inches high; 47 1/4 inches from base to chuck. Maximum table travel 41 1/2 inches.
 99 KT 2459N—Shpg. wt. 190 lbs.... \$164.95

Bench model without motor. Measures 43 1/4 inches high; 18 1/2 inches from base to chuck. Maximum table travel 14 1/2 inches.
 99 KT 2458N—Shpg. wt. 153 lbs.... \$154.95

Floor model with motor. 3/4-HP, 1725-rpm sleeve-bearing capacitor motor. Operates on 110-120-volt, 60-cycle AC. 4-foot cord.
 99 KT 24591N2—Shpg. wt. 211 lbs. \$189.95

Bench model with motor. 3/4-HP, 1725-rpm sleeve-bearing capacitor motor. Operates on 110-120-volt, 60-cycle AC. 4-foot cord.
 99 KT 24581N2—Shpg. wt. 174 lbs. \$179.95

SPECIFICATIONS


- Eight speeds..... 380 to 8550 rpm
- Depth of throat..... 7 1/4 inches
- Spindle..... No. 33 Jacobs Taper
- Bearings..... 2 sets of 2 precision ball
- Chuck capacity..... 0 to 1/2 inch
- Spindle travel..... 4 inches
- Quill diameter..... 1 1/2 inches
- Depth graduations..... 1/16 inch
- Work surface..... 10x12 1/2 inches
- V-belt (included)..... 3/4x45 in.
- Machine pulley (incl.)..... 6-in., 8-step

- Motor pulley (included)..... 6-inch, 8-step; 3/8-inch bore (keyed)

Measurement	Floor model	Bench model
• Table travel.....	41 1/2 in.....	14 1/2 in.....
• Distance, base to chuck, maximum.....	47 1/4 in.....	18 1/2 in.....
• Mounting dimensions.....	14 3/4x11 1/2 in.	14 3/4x9 in.
• Height.....	72 1/4 in.....	43 1/4 in.....
• Width.....	15 in.....	15 in.....
• Depth.....	27 in.....	27 in.....

Tilt Table for drill presses

Makes end and angle routing and drilling simpler... more precise. Rugged 8 1/2x11 1/4-in. cast-iron table with ground flat surface. Indexes at 45° and 90°, left or right. Designed so that long work piece clears column when clamped to table at 90°. Can be used without knocking down set-up on normal table. Locking wrench, mounting hardware. Shipping weight 25 pounds
 99 KT 2439C..... \$13.99



Reversible Variable-speed 1/2-HP Motor
\$79⁹⁹

1 Dial any full load speed from 500 to 5000 rpm. Silicon-controlled rectifier means full torque at ALL speeds. See complete motor specifications on page 20.
 Shipping weight 16 pounds.
 99 KT 2348C..... \$79.99

2 Foot control for (1) above.
 9 KT 23458—Wt. 2 lbs. 2 oz..... 9.99

3 Remote speed control for (1) above.
 9 KT 23488—Wt. 2 lbs. 5 oz..... \$9.99

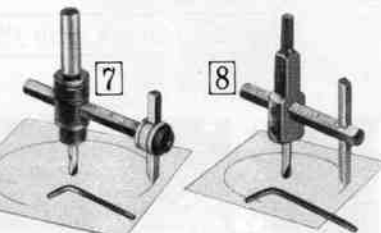


4 Adapter with holding collar. For 1/2-inch bore shaper cutters. 1/2-in.x20 threaded spindle. Fits presses above, most former Craftsman models or other makes with No. 33 Jacobs taper spindle. Screws to spindle.
 Shipping weight 11 ounces.
 9 KT 2483..... \$3.69

5 Collet Chuck with holding collar. For high-speed woodworking bits with 1/4 or 3/8-in. shank. 1/2-in. capacity with 1/2-in. bushings. Fits drill press spindle with No. 33 Jacobs taper. Screws onto drill press spindle.
 9 KT 2467—Shipping weight 11 ounces. \$3.69

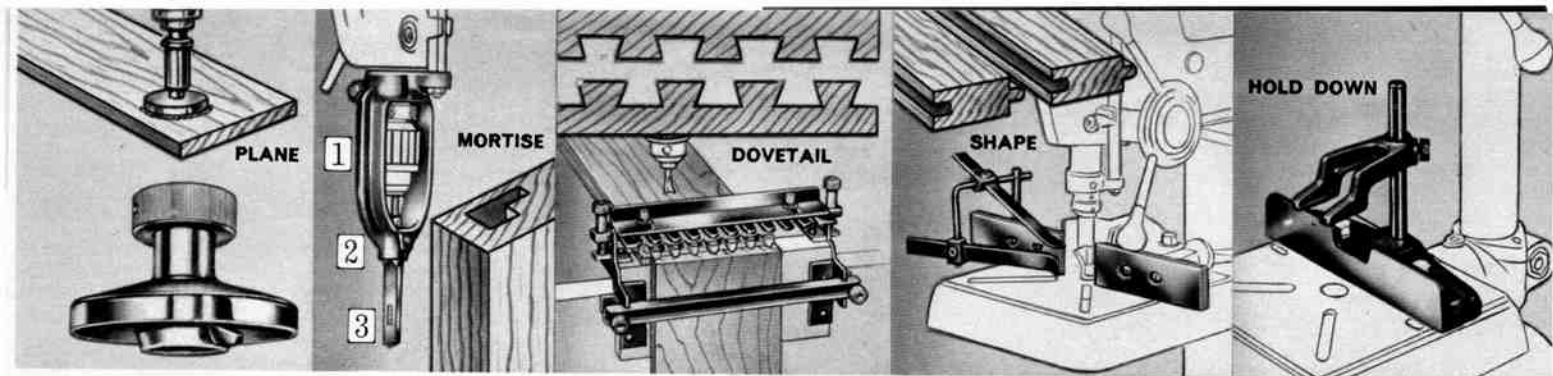
Accessories for drill presses

6 Column Collar. Holds head for rotating. Can be installed or removed without removing head from column.
 Comes with drill presses on this page; fits others with 2 3/4-inch columns.
 Shipping wt. 1 lb.
 9 KT 2438.. \$1.99



7 CRAFTSMAN Heavy-duty Circle Cutter. 1/2-in. shank. Cuts holes 2 to 8 in. diameter, 1 in. deep in steel, brass, wood, plastic. High-speed steel bit. Set-screw wrench included.
 Shipping weight 14 ounces.
 9 KT 3640..... \$4.99

8 CRAFTSMAN Circle Cutter. 3/4-inch shank. Use in drill press or bit brace. Cuts holes 3/4 to 4-in. diameter in wood, brass, plastic. High-speed steel cutting bit. Set-screw wrench.
 9 KT 3645—Shpg. wt. 7 oz..... \$2.29



See what your Drill Press can do with Sears "shop-tested" Accessories

CRAFTSMAN Rotary Planer. Converts drill press to planer.

Dresses, trues up, finishes wood surfaces. Also use to remove paint and varnish.

Fits CRAFTSMAN drill presses shown on facing page, others with No. 33 Jacobs taper. 1 1/16-inch x 20-thread side-thrust nut or locking collar. 3 3/8-inch diameter.

With hex wrench, complete instructions. Shipping wt. 1 lb. 9 KT 2745.....\$7.49

1 Mortising Chisel Housing holds hollow chisels below. Fits drill presses listed on the facing page; former 99-2456, 99-2454; most older presses. Mounts on quill. 9 KT 2464—Shpg. wt. 4 lbs....\$7.99

2 Hollow Chisels. For former 9-2460, 9 KT 2464 described above. Shipping weight each 4 oz.

Catalog No.	Size	Cut depth	Each
9 KT 24201	1/4-inch	1 3/8-inch	\$4.49
9 KT 24202	3/8-inch	3-inch	4.69
9 KT 24203	1/2-inch	3-inch	4.99

3 Mortising Bits. For above. Shipping weight each 4 ounces. 9 KT 24221—1/4-inch size....\$3.19
9 KT 24222—3/8-inch size.... 3.59
9 KT 24223—1/2-inch size.... 3.99

Dovetailing Attachment. Makes accurate dovetail joints. Clamp holds work pieces at 90° angle; cuts both pieces at same time. Hardened-steel slotted comb controls spacing, depth of cut.

End plates, comb, screw fittings, clamps, wood parts included. Use with 1/2-in. dovetailing bits only (not included).

Instructions show how to make dovetail joints just like those most commonly used in manufacturing fine furniture.

Duplicate joints used in making bookcases, drawers, chests, other pieces.

Shipping weight 5 lbs. 10 oz. 9 KT 2462.....\$17.99

CRAFTSMAN Shaper Fence Attachment. Converts drill press into shaper. Forms support for making picture frames, sashes, moldings, trimmings. For drill presses on facing page.

Hardwood fences open 1 to 3 inches. Each adjusts separately. Micrometer-type adjustments with 1 3/8-inch maximum forward and back travel.

Hold-downs keep pressure on work. Shift to either end of the unit for regular and reverse feeds.

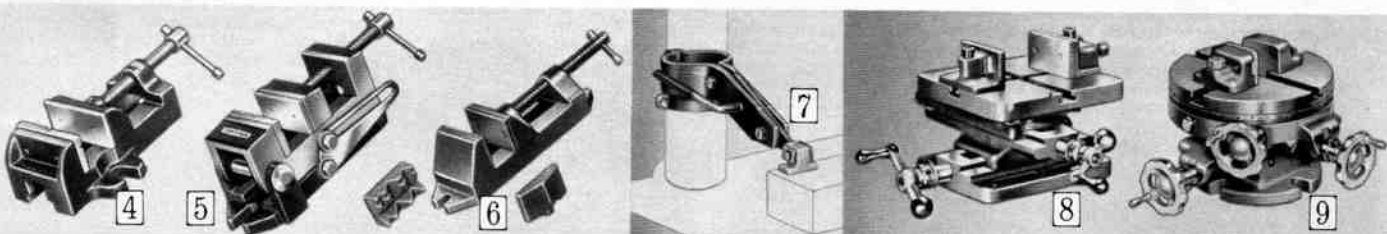
Shpg. wt. 6 lbs. 2 oz. 9 KT 2487.....\$16.99

CRAFTSMAN Hold-down and Guide. Fits almost any drill press table. For mortising, routing, planing, repetitive drilling. Strong, cast-iron construction.

Fingers on hold-down prevent workpiece from lifting when chisel or drill is raised... keeps work lined up. Easily adjustable to thin and thick work materials.

Hold-down and guide bolt to table.

Bolts are not included. Shpg. wt. 6 lbs. 2 oz. 9 KT 2457.....\$8.49



Put these extra hands in your workshop... Work Holder, Vises, Rotary Table

(4 and 5) Drill Press Vises. Sturdy cast iron. Jaws are steel-faced... one face grooved... one plain.

4 General purpose Vise. Precision steel adjusting screw holds jaws firmly for accurate use of your drill press... less errors... less wasted materials. 3-in. jaws open to 3 in... built to hold curved or tapered pieces, 8 in. long. Has lugs for mounting. No bolts. Heavy-duty construction. Shipping weight 8 pounds 2 ounces. 9 KT 2757.....\$12.99

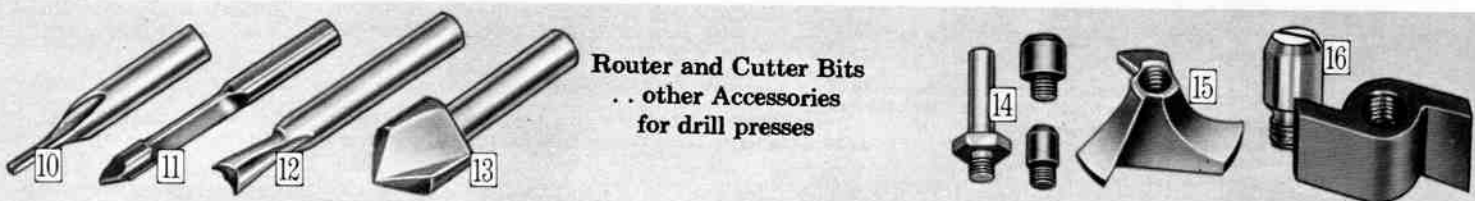
5 CRAFTSMAN Angle Vise. Fast, accurate, without clamps, wedges. Adjust 0° to 90° or use horizontally. Use with magnetic chuck, too. 2 1/2-inch jaws open maximum 2 1/2 in. 9 in. long. Shipping weight 8 lbs. 4 oz. 9 KT 2754.....\$12.99

6 Drill Press Work Holder. Zinc alloy base: 10 1/2-inches long, 2 5/8 inch steel faced jaws open 3 inches at maximum. Extra cast iron jaws... 1 for irregular work, 1 for tapered work. Shipping weight 4 pounds 6 ounces. 9 KT 2436.....\$7.99

7 Cam-lock Clamp. 400 pounds of pressure to hold down metal, wood, etc. on drill press when drilling. Lever locks clamp and part at the same time. Slides up and down; adjusts to 3 lengths. Swings out of way when not in use. Swivel foot for angular parts. Column stop is included. Fits all Craftsman and other drill presses with 2 3/4 inch column. Heavy-duty, precision construction. Shipping weight 3 pounds 6 ounces. 9 KT 2759.....\$14.99

8 Universal Compound Vise. Bolts to drill press table. Also adapts to shapers, lathes, milling machines, grinders. Work is locked on 7x7-in. table between adjustable jaws. Maximum opening 4 3/4 in. One jaw swivels, other has movable face. 6 1/2-in. cross feed travel (lower)... 5 1/2-in. traverse feed travel (upper). Upper slide graduated 90° right or left. Comes complete with wrench and bolts... ready for mounting. Wt. 35 lbs. 99 KT 2432C.....\$62.99

9 CRAFTSMAN Rotary Table with cross slide. Use for layout and indexing... as rotary milling table. Adapted for drill presses, milling machines, surface grinders and shapers. 8x5-inch table rotates 360°... 40-to-1 worm gear ratio. Rotary dial calibrated in 15-minute intervals. Dual cross feed of 2 1/2 inches on each side, or 4 1/4 inches over-all. Dials in 1000ths. Removable jaw is set 2 1/2 in. wide, 5 in. high. Shipping wt. 40 lbs. 99 KT 2496C.....\$89.99



Router and Cutter Bits... other Accessories for drill presses

10 1-pc. Kromedge® Router Bits. 1/4-in. diameter shank fits any router, drill press or radial arm saw. High-speed alloy steel or carbide tipped.

Straight-face Router Bits. Shpg. wt. each 3 oz.

9 KT 25528—1/16 in. \$2.29 9 KT 25522—3/8 in. \$2.29
9 KT 25525—5/16 in. \$1.59 9 KT 25523—1/2 in. \$2.79
9 KT 25521—3/4 in. \$1.69 9 KT 25529—3/4 in. \$4.99

Carbide tip, straight-face Bits. Single flute.

9 KT 25524—1/4 in. Shipping wt. 3 oz. 3.99
9 KT 25525—5/16 in. Shipping wt. 3 oz. 4.49
9 KT 25526—3/8 in. Shipping wt. 3 oz. 4.99
9 KT 25527—1/2 in. Shipping wt. 4 oz. 5.99

Veining Bits. Shipping weight each 2 ounces.

9 KT 25598—1/16 in. \$2.29 9 KT 25592—3/16 in. \$1.99
9 KT 25599—1/8 in. \$1.79 9 KT 25593—1/32 in. \$2.19
9 KT 25594—1/4 in. \$2.39

11 Combination Panel Cutter. Shipping weight each 3 ounces. 9 KT 2554.....\$2.99

12 Dovetail Cutter Bits. Shipping weight each 3 ounces. 9 KT 2553—1/4 in. \$3.49 9 KT 25531—1/2 in. \$3.99

13 V-groove or Chamfering Bit. 1/4-in. Shipping weight 3 ounces. 9 KT 2557.....\$3.99

14 Arbor for cove and bead bits (15) listed at right above. 2 pilots 1/4-inch x 28-thread. For 1/2 and 3/4-inch bead or cove bits. Shipping weight 3 ounces. 9 KT 2589.....Set \$1.99

15 Bead and Cove Bits. Use with arbor (14) listed at left below. Shipping weight each 3 ounces.

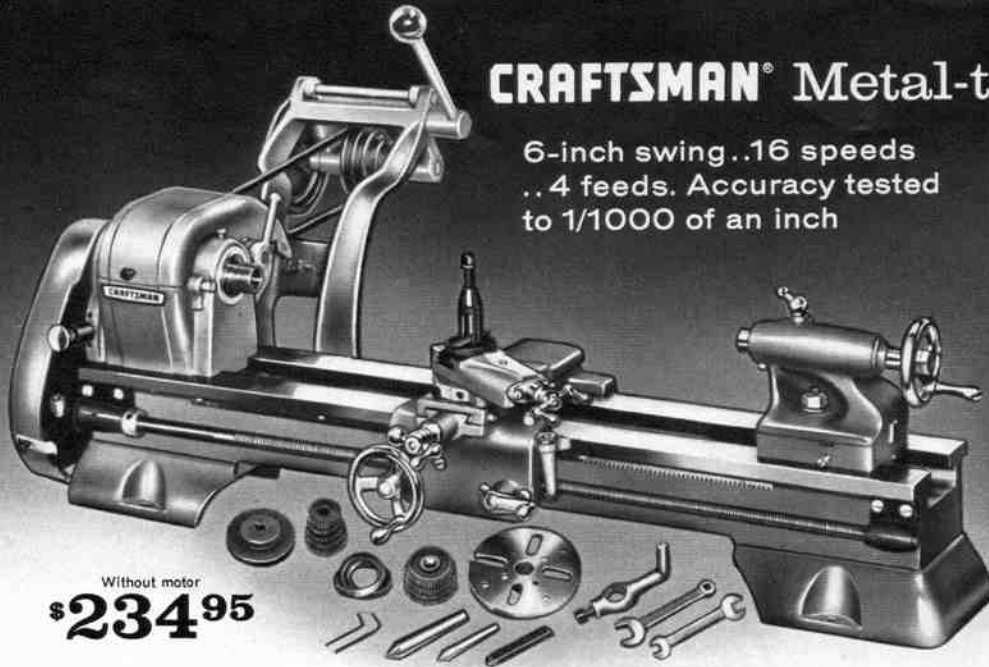
Cove Bits.
9 KT 25571—1/2-inch \$3.99 9 KT 25572—3/4-inch \$3.99

Bead and Quarter-round Bits.
9 KT 25561—1/2-inch \$3.99 9 KT 25562—3/4-inch \$3.99

16 Rabbet (4 Cutters in 1). Rabbet 1/4, 5/16 and 3/8 inch and surface cut 1/16 inch. Use with arbor (14) listed at left. Shipping weight 3 ounces.....\$4.99

CRAFTSMAN® Metal-turning Lathe

6-inch swing .16 speeds
.. 4 feeds. Accuracy tested
to 1/1000 of an inch



Without motor
\$234⁹⁵

It actually matches our larger lathes in accuracy. True professional quality in every detail. Designed for precision work... for toolmakers, model-makers and hobbyists who demand top-quality tools. Compare features and specifications at right with other metal-turning lathes in this price range.

Timken tapered roller bearings in headstock for long life. Cast semi-steel bed with precision-ground ways. 16 spindle speeds from 54 to 3225 rpm. Eight back-gear speeds. Graduated compound rest swivels 360°. Countershaft bench-mounted to reduce vibration; adjustable for speed changes.

Outfit includes 258-page Lathe Manual at right, and all accessories shown above.

Accessory group includes the following items: 2-step motor pulley, 4-step machine pulley, 4-step quick-change countershaft, two 60-degree centers, 3/8-inch tool bit, 9 threading gears, 1-inch lathe dog, 3/8-inch V-belt, two hex wrenches, 5 1/2-inch face plate and two standard-dimension wrenches, 1 combination and 1 open end.

Motor not included. Use your present motor (if at least 1/2 HP, 1725-rpm) or order motor separately from those shown on pages 20 to 21.

Lathe designed to be used with Mica Undercutter (F9 KT 1518) listed below. Also see pages 41 to 43 for additional accessories.

99 KT 2140N—Shipping weight 100 lbs... \$234.95


SPECIFICATIONS

- Swing over bed..... 6 inches
- Distance between centers..... 18 inches
- Spindle: Nose..... 1 inch x 10-thread Taper..... No. 2 Morse Bore..... 1 1/2 inch
- Spindle bearings. Timken tapered roller
- Thread range..... 8 to 96 per inch, right or left hand. Metric threads .5 to 3mm
- Bed..... 1-piece cast semi-steel
- Carriage. hand wheel for hand operation; feed lever for reversible automatic longitudinal power feed
- Feeds..... .0024, .0039, .0048 and .0078
- Back gear ratio..... about 6 1/2 to 1
- Countershaft, back gear bearings..... 4 porous bronze
- Swing over carriage..... 3 1/2 inches
- Compound rest travel..... 1 1/2 inches
- Cross slide travel..... 4 1/2 inches
- Tailstock taper..... No. 1 Morse
- Tailstock ram travel..... 1 1/2 inches
- Tailstock setover..... 9/16 inch
- Motor needed, min..... 1/2-HP, 1725 rpm
- Machine pulley (included)..... 4 step
- Motor pulley (included)..... 2 step
- Mounting dimensions..... 4 3/4 x 27 1/2 in.
- Over-all dimensions..... 16 1/2 x 24 x 33 1/4 in.

Lathe Manual

Helpful to beginner or "old timer". 258 pages of photos, drawings, machinist's tables, easy directions. Attractively paperbound with handy index tabs. 6x8 3/4 inches. Shipping wt. 1 lb. 4 oz.

9 KT 2925..... \$2.99



Accessories for 6-inch and 12-inch Metal-turning Lathes

1 Commutator Kit. Holds armature shafts for reconditioning. No. 75A armature driving chuck; No. 100 center rest chuck (1/4-inch to 3/4-inch capacity); 2 arbors; No. 2 Morse, No. 3 Jacobs taper. Key.

For 12-inch lathe. Shpg. wt. 6 lbs. 14 oz. 9 KT 2129..... Kit \$39.99

For 6-inch lathe. As above except arbors are No. 1 and No. 2 Morse taper. Shpg. wt. 6 lbs. 3 oz. 9 KT 2122..... Kit \$39.99

2 Mica Undercutter. Screw feed regulates height of cutter. Carriage feed moves cutter into commutator slot. New grooves are always clean, square, parallel and uniform in depth. 110-120-volt, 60-cycle AC-DC. With universal motor, switch, cord, 5 undercutting saws: .015, .020, .025, .030, .035 in.

For 12-inch lathe. F9 KT 2989—Shpg. wt. 10 lbs... \$62.99

For 6-in. 99 KT 2140N, 99-2128. F9 KT 1518—Shpg. wt. 9 lbs... \$62.99

Replacement Blades. Set of 10. 2 each .015, .020, .025, .030, .035 inch thick. Sent postpaid. F9 KT 1519—(Wt. 2 oz.)... Set \$4.79

3 Reversing Switch. For 6, 12-in. lathes to stop, reverse split-phase and capacitor motors up to 1HP. For voltages up to 550-v. AC. Diagram. Wt. 1 lb. 9 oz. 9 KT 2982..... \$13.49

4 Reversing Switch. For any CRAFTSMAN 12-in. lathe. 1 1/2-HP capacity for voltages to 550, both single and 2-HP capacity 3-phase circuits. With cord and installation instructions. F9 KT 2018—Wt. 5 lbs... \$23.99

5 Taper Attachment. Cuts duplicate tapers on pieces of different lengths. Also use for internal boring and external work.

Index plate is graduated 7° and 3 in. both sides of center line; equals 2 1/4-in. taper per foot, right or left. Use with any CRAFTSMAN 12-in. lathe. Travels 6 inches. Shpg. wt. 11 lbs. F9 KT 29845..... \$49.99

6 Quick-change Gear Attachment. Fits former CRAFTSMAN lathes 99-2758, 99-2759. 54 threads or feeds between .0042 and .250-in. per spindle rev.; all right or left-hand threads from 4 to 240 in these standards: National Coarse (USS), National Fine (SAE), Acme, Square and Whitworth. No drilling or tapping needed to install. Replaces std. gear change assembly. Overload clutch. Shpg. wt. 24 lbs. F9 KT 20145..... \$119.95

SHIPPING NOTE: All items with "F" (as F9 KT 2989) shipped from Kalamazoo, Mich. factory... allow postage from c.o. plant. Please allow extra time. No. C.O.D.'s.

Universal Tool Post Grinder

\$149⁹⁵

For 12-in. lathes. Ideal for grinding tools, dies, bearings, shafts, valves, etc. Mounts on tool slide of lathe compound rest. Equips lathe for internal, external precision grinding. 2 speeds: 4900 and 9100 rpm.

Heavy duty spindle. With 1/2-HP 3450 rpm motor. 110-120-v., 60-c. AC. Includes belt, 4-in. ext. and 1/2-in. int. grinding wheels (grind up to 4 1/4-in. ext. diam.; from 1/4-in. to 9 1/2-in. int. diam.). With diamond wheel dresser and quill for internal work. F9 KT 2998—Shpg. wt. 37 lbs... \$149.95

CRAFTSMAN®

Lathe Table

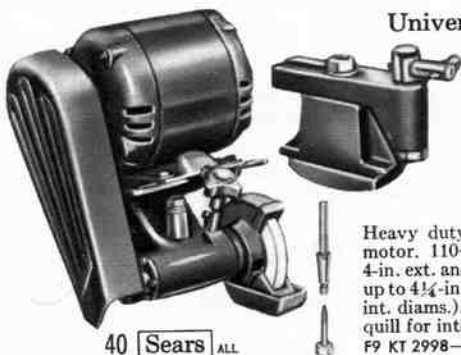
For 12-inch lathes. Gray, heavy cast iron, crossbraced legs. Can be anchored to floor. Pre-finished hardwood table top resists oil and coolants. Overall height 33 1/2 in. See Shipping Note.

For lathes 45 inches long. Shpg. wt. 166 lbs. F9 KT 1596N..... \$79.99

For lathes 57 inches long. Shpg. wt. 176 lbs. F9 KT 1597N..... \$89.99



Low as
\$79⁹⁹



40 Sears ALL

CRAFTSMAN[®]
COMMERCIAL

Metal-turning Lathe



24-inch centers, without motor

\$669⁰⁰

12 $\frac{1}{4}$ -inch swing, 16 speeds, 54 feeds. Accuracy tested to 1/1000 of an inch

SPECIFICATIONS

- Swing over bed... 12 $\frac{1}{4}$ inches
- Swing over carriage... 7 $\frac{3}{4}$ inches
- Collet capacity... $\frac{1}{2}$ inch
- Lead Screw... $\frac{3}{4}$ -inch diameter, 8 Acme threads per inch
- Spindle Nose... 1 $\frac{1}{2}$ in. x 8 thread
- Spindle Nose Taper... Bored No. 3 Morse with reducing sleeve to No. 2 Morse
- Hole through spindle... 2 $\frac{1}{2}$ -in.
- Back Gears... 12 pitch, $\frac{3}{4}$ -in. wide
- Back Gear shaft bearings... oil-impregnated; bronze
- Back Gear Ratio... about 6 to 1
- Spindle Gear... 16 pitch, 32 teeth, $\frac{7}{8}$ -inch wide
- Spindle bearings... 2 Timken tapered roller
- Tailstock Ram... 1 $\frac{1}{8}$ -in. diam.
- Tailstock Ram travel... 2 $\frac{3}{4}$ -in.
- Tailstock Ram graduations... 0 to 3 inches by $\frac{1}{16}$ inch
- Tailstock Setover, forward or back... $\frac{3}{4}$ inch
- Cross feed travel... 6 $\frac{1}{2}$ inches
- Cross feed screw... $\frac{1}{2}$ -inch diameter Acme threaded
- Compound rest travel... 2 $\frac{1}{4}$ in.
- Tool Post... $\frac{3}{8}$ x $\frac{1}{8}$ -inch slot to take $\frac{3}{8}$ -in. tool bits or holder for $\frac{1}{4}$ -in. tool bits
- Compound Rest swivel. Graduated 0° to 90° right and left
- Motor recommended (min.) $\frac{1}{2}$ HP 1725 rpm
- Motor pulley (incl.) 2-step, 4 $\frac{1}{2}$ -in.
- Countershaft bearings... 2 ball; 2 bronze, oil-impregnated
- V-belt... A section $\frac{3}{4}$ -in. wide
- Drive pulley (incl.) dual, 3-in.

Quick-change gear attachment included... gives 54 threads or feeds, 16 spindle speeds from 28 to 2072 rpm. Heavy Timken roller bearings in headstock maintain spindle alignment... minimize friction. Leadscrew turns on roller thrust bearings for smoother action. Feed-engagement for power cross and longitudinal feeds lever-controlled... to engage and disengage faster.

One-spot apron lubrication system. Cross-feed and toolpost slide dials with lock screws for accurate setting. 60-hole index on headstock. Cast semi-steel bed; precision-ground ways. 7 $\frac{3}{4}$ -inch swing over carriage, 12 $\frac{1}{4}$ -in. swing over bed. Spindle nose has 2 $\frac{3}{4}$ -inch bore. 1 $\frac{1}{2}$ -inch 8-thread spindle with No. 3 female Morse taper reduced to No. 2. $\frac{1}{2}$ -inch collet capacity.


Tailstock has No. 2 Morse taper; $\frac{3}{4}$ -inch set-over for taper turning. Comes with 4-step machine pulley, 2-step motor pulley, V-belt, two 60° centers, tool post and wrenches, 258-page illustrated manual. Use a minimum $\frac{1}{2}$ -HP, 1725-rpm motor (see motors on pages 20 and 21). Motor not included with lathes. Guaranteed 1 year. Please see page 15.

With Floor-model Cabinet. Underneath drive. $\frac{3}{16}$ -inch plate, floor-type cabinet. Countershaft and belt-tension handles extend outside of cabinet. *See Note.*
F9 KT 2898N—24-in. centers; 50 $\frac{1}{2}$ in. long. Shpg. wt. 475 lbs. \$669.00
F9 KT 2899N—36-in. centers; 62 $\frac{3}{4}$ in. long. Shpg. wt. 505 lbs. 709.00

Without Cabinet. Countershaft mounted behind headstock, free of bed. Lever release both belts at once. *See Note below.*
F9 KT 2890N—24-in. centers; 45 in. long. Shpg. wt. 335 lbs. \$519.00
99 KT 2891N—36-in. centers; 57 in. long. Shpg. wt. 348 lbs. 579.00


NOTE: All "F" items (as F9 KT 2898N) sent freight (rail or truck) or express from factory in Kalamazoo, Mich. . . allow extra time. No C.O.D. s.

Lathe Accessories



1 Milling Attachment. Graduated swivel vise, flat block, V-block. For face-milling, cutting keyways, etc. For metal lathes 99KT2140N (page 40), 99-2128. Vise capacity 2 inches. Vertical feed 1 3/4 inches. Cross feed 3 3/8 inches. 9 KT 2057—Shpg. wt. 8 lbs. 6 oz. \$44.99
For CRAFTSMAN 12-in. lathes. Vise capacity 2 3/4 inches. Vertical feed 3 3/4 in. Cross feed 5 inches. F9 KT 2987—Shpg. wt. 17 lbs. . . . \$49.99

2 Follower Rest. Mounts back of carriage dovetail slide. For accurate work on long, slender rods. For metal lathe 99 KT 2140N, page 40. 9 KT 2042—Shpg. wt. 3 lbs. 2 oz. \$10.49
For any CRAFTSMAN 12-inch lathe. 9 KT 2988—Shpg. wt. 3 lbs. 4 oz. \$10.49



3 Steady Rest. Clamps to bed ways. Has bronze jaws, hinged type. For diameters to 2 3/4 inches. For CRAFTSMAN 12-inch lathes. F9 KT 20506—Shpg. wt. 10 lbs. . . \$19.99

As above, but not hinged type. For diameters to 2 3/4 inches. For metal lathe 99 KT 2140N, see page 40. 9 KT 2041—Shpg. wt. 3 lbs. 2 oz. \$12.49

4 Lathe Dogs. Forged steel. For any face plate with slots. In four sizes. 9 KT 21831—1/2-in. Wt. 8 oz. . . . \$2.19
9 KT 21832—3/4-in. Wt. 10 oz. . . . 2.49
9 KT 21833—1-in. Wt. 12 oz. . . . 2.99
9 KT 21834—1 1/2-in. Wt. 14 oz. . . . 3.39

Face Plates (5) and (6). For work which cannot be machined on center or in chuck. Fit on headstock spindle. Machined gray-iron casting; slots clamp work or drive lathe dog.


5 5 1/4-inch diameter. For lathes with 1-in. 10-thread spindle (99KT2140N; 99-2128). Has 4 slots F9 KT 21405—Shpg. wt. 2 lbs. . . \$6.99

6 8 1/2-inch diameter. For 12-inch lathes, lathes with 1 1/2-inch 8-thread spindle. Has 8 slots. 9 KT 24755—Shpg. wt. 7 lbs. . . \$12.49

7 Boring Tool Holder. For 6-inch lathes. With clamp ring, V-block, plain block and 1/4-inch high-speed boring tool. Slots hold boring tools of 3/16, 1/4, 5/16, 3/8-inch diameter. F9 KT 1515—Shpg. wt. 1 lb. . . . \$6.29

Same as above but for 12-inch lathes. With clamp ring (has 1 3/4-inch outside diameter, 1 1/8-inch inside diameter); V-block and plain block; 3/4-inch boring tool. Clamp ring has three slots to hold 3/16, 1/4, 5/16, 3/8-inch diameter tools. F9 KT 1511—Shpg. wt. 1 lb. . . . \$6.99

Please see Shipping Note at bottom of this page



8 Boring Tool Set. 3/4, 5/16-inch boring; 1/4-inch threading tools; stiffening block. For lathe 99 KT 2140N, 99-2127 and 99-2128. Shpg. wt. 4 oz. 9 KT 2008. . . . Set \$6.99

9 Tool Post Sets. 4 boring bars; internal, external threading; external turning tools; spacer, V-block.

For 99 KT 2140N, 99-2128. Shipping weight 2 lbs. 2 oz. 9 KT 2038. . . . Set \$15.99

For any CRAFTSMAN 12-inch lathe. Shpg. wt. 2 lbs. 2 oz. 9 KT 2189. . . . Set \$16.99

Lathe Tool Holders. Forged steel, without bit.

Type	Cat. No.	Bit size	Fits Lathe	Wt.	Each
10 Straight...	9 KT 2033	3/16-in.	99 KT 2140N, 99-2128	8 oz.	\$3.49
11 Straight...	9 KT 2196	1/4-in.	Craftsman 12-in. lathes	10 oz.	3.99
12 Left hand...	9 KT 2035	3/16-in.	99 KT 2140N, 99-2128	8 oz.	3.49
13 Right hand offset...	9 KT 2194	1/4-in.	Craftsman 12-in. lathes	10 oz.	3.99
14 Right hand offset...	9 KT 2034	3/16-in.	99 KT 2140N, 99-2128	8 oz.	3.49
15 Knurling...	9 KT 2192	1/4-in.	Craftsman 12-in. lathes	10 oz.	3.99
16 Knurling...	9 KT 2036	3/16-in.	99 KT 2140N, 99-2128	10 oz.	8.99
17 Knurling...	9 KT 2202	1/4-in.	Craftsman 12-in. lathes	13 oz.	9.99
18 Cutoff...	9 KT 2037	3/16-in.	99 KT 2140N, 99-2128	10 oz.	4.79
19 Cutoff...	9 KT 2200	1/4-in.	Craftsman 12-in. lathes	12 oz.	4.99
20 Threading...	9 KT 2031	3/16-in.	99 KT 2140N, 99-2128	10 oz.	7.99
21 Threading...	9 KT 2198	1/4-in.	Craftsman 12-in. lathes	12 oz.	8.49

Replacement Blades. For cutoff tools. See (14) above.

9 KT 2238—For 9 KT 2200. Shipping weight 4 ounces. . . Each \$2.49
9 KT 2009—For 9 KT 2037. Shipping weight 2 ounces. . . Each 2.39

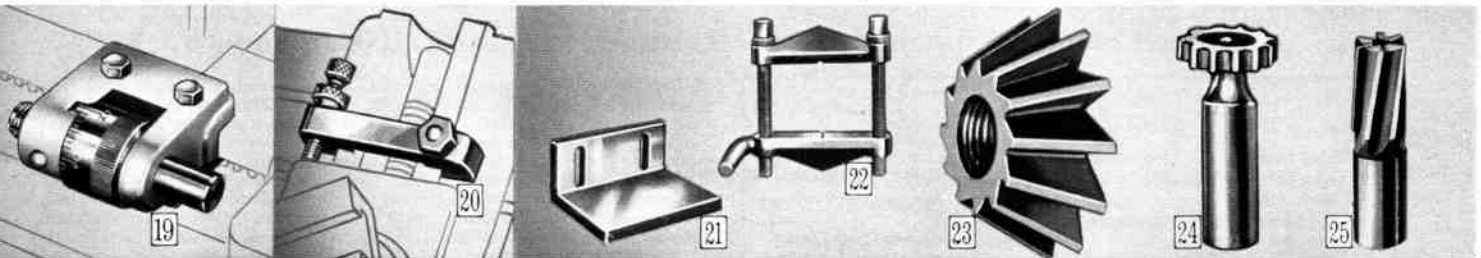
16 6-piece Formed Tool Bit Sets. Threading bit; left-hand and right-hand facing bits; left-hand, right-hand, round-nose turning bits. High-speed steel.

9 KT 2043—3/16-inch size. Shipping wt. 5 oz. . . . Set \$3.59
9 KT 2205—1/4-inch size. Shipping wt. 5 oz. . . . Set 3.59

17 Milling Cutter Holder. 3/4-inch arbor included. For lathe 99 KT 2140N only. F9 KT 21408—Shipping weight 2 pounds. . . . \$11.49
F9KT29945—For CRAFTSMAN 12-inch lathes. Wt. 3 lbs. 13.49

Four Bushings. Use with 3/4, 5/16, 3/8, 7/16-in. end mills. None required for 1/2-inch end mill. Four in set. 9 KT 2985—Shipping weight 8 ounces. . . . Set \$3.99

18 Arbors for milling cutter holder (17) above. Needed to adapt angular cutters. *Postpaid.* F9 KT 1566—For 3/8-in.x24-thread cutter. (Wt. 3 oz.) . . \$3.99
F9 KT 1567—For 1/2-in.x20-thread cutter. (Wt. 3 oz.) . . 3.99



19 Carriage Stop. Clamps to bed way of 6-inch or 12-inch lathes. F9 KT 2185—Wt. 2 lbs. \$8.99

20 Cross Slide Stop. Designed to show depth at which to stop cross feed. Slide stop is not intended to stop the cross feed automatically. To install, simply clamp the cross slide stop to dovetail. Fits 12-inch lathes only. *Postpaid.* F9 KT 1510—(Wt. 8 oz.) \$5.99

21 Angle Plate. For 12-inch and 10-inch lathes. Simplifies off-center work and the machining of odd-shaped pieces. Bolt to face plate. Horizontal face is 6x4 3/4 x 3 3/8 inches. Vertical face is 6x2 3/8 x 3 3/8 inches. F9 KT 1509—Shipping wt. 10 lbs. . . \$10.99

22 Clamp-type Dog. Handles square, round, rectangular and hexagonal work. Clamp bars are carefully machined and hardened—screws are heat treated. For 12-inch and 6-inch lathes. Jaws open to 2 inches. F9 KT 1512—Shipping weight 1 lb. . . \$7.99

23 Angular Cutters. For face-milling, dovetailing and cutting angles less than 90°. Included angle is 60°. Threaded hole adapted to fit milling holder (17) F9 KT 29945 or 21408 above right with arbors (18) F9KT1566 and F9 KT 1567 also above right. *Postpaid.*

3/16-inch thick. (1 1/4-inch diameter. 3/8-in.x24-thread hole.) F9 KT 29951—(Shpg. wt. 9 oz.) . . \$11.99

1/2-inch thick. (1 3/8-inch diameter. 1/2-in.x20-thread hole.) F9 KT 29952—(Shpg. wt. 9 oz.) . . \$13.99

24 Woodruff Keyway Cutters. 3/8-inch shank. *Postpaid.* (Shpg. wt. ea. 9 oz.)

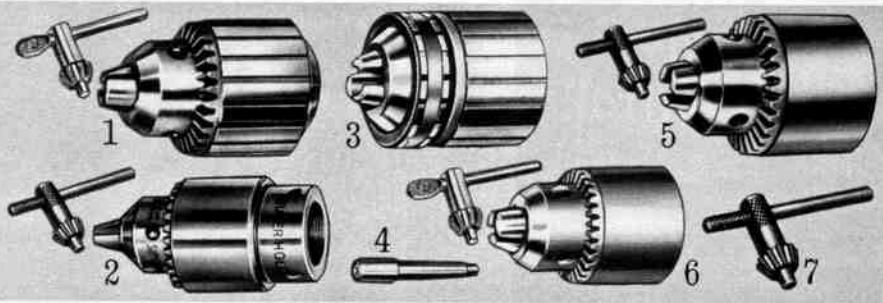
Catalog No.	Diameter	Thickness	Each
F9 KT 29961	3/8 in.	3/8 in.	\$5.29
F9 KT 29962	3/8 in.	3/16 in.	5.79
F9 KT 29963	1 in.	3/8 in.	7.19
F9 KT 29964	1 1/8 in.	5/16 in.	8.19
F9 KT 29965	1 3/8 in.	3/8 in.	9.29

25 R.H. Spiral End Mills. For slots. Held in milling holder F9 KT 29945 or 21408 with bushings 9 KT 2985, see (17). *Postpaid.* (Shpg. wt. each 9 oz.)

Catalog No.	Diameter	Length flute	Each
F9 KT 29971	3/8 in.	3/8 in.	\$4.19
F9 KT 29972	5/16 in.	1 1/16 in.	4.39
F9 KT 29973	3/8 in.	3/8 in.	4.69
F9 KT 29974	7/16 in.	3/8 in.	4.89
F9 KT 29975	1/2 in.	1 1/16 in.	5.29

SHIPPING NOTE: All "F" items (as F9 KT 2987) shipped from factory in Kalamazoo, Michigan. Allow extra time. No C.O.D.'s.

Chucks and Arbors . . other Accessories



1 Geared Key Headstock Chucks. Key type. Key included.

Capacity 0 to 1/2 inch. Fits 1-in. 10-thread spindle. Do not use with arbor.

9 KT 2763—Shpg. wt. 2 lbs. 14 oz. \$22.99

Capacity 1/4 to 3/8 inch. Fits 1 1/2-in. 8-thread spindle. Do not use with arbor.

9 KT 2144—Shpg. wt. 3 lbs. 2 oz. \$28.99

Capacity 3/8 to 3/4 inch. Fits 1 1/2-in. 8-thread spindle. Do not use with arbor.

9 KT 2121—Shpg. wt. 4 lbs. 10 oz. \$32.99

2 Lock-type Chuck. For drill presses with 1 1/8-in. x 20-thread collar; No. 33 Jacobs taper. Swiveling threaded lock collar locks chuck on spindle. No special collet chucks or adapters for router, dovetailing, carving bits are needed. Capacity 0-1/2 inch. Key is included with chuck.

9 KT 2962—Shpg. wt. 1 lb. 15 oz. \$11.99

3 Center-rest Chuck. Cap. 1/4 to 3/4 inch. Supports centerless armatures. Must be used with No. 3 Jacobs taper arbors.

9 KT 2991—Shpg. wt. 2 lbs. 10 oz. \$19.99

4 Chuck Arbors. For chuck (5) at right. No. 1 Morse and No. 33 Jacobs taper.

9 KT 2123—Shipping wt. 5 oz. \$2.29

No. 2 Morse and No. 33 Jacobs taper.

9 KT 2124—Shipping wt. 8 oz. \$1.79

Chuck Arbors. For 9 KT 2991 (3) above.

9 KT 2129 on page 40.

No. 1 Morse and No. 3 Jacobs taper.

9 KT 2154—Shipping wt. 8 oz. \$2.29

No. 2 Morse and No. 3 Jacobs taper.

9 KT 2126—Shipping wt. 9 oz. 1.79

5 Drill Press Chuck. Key type, to fit No. 33 Jacobs taper. Capacity 0 to 1/2 inch. Key included.

9 KT 2143—Shipping weight 1 pound 11 ounces. \$9.99


6 Key-type Chucks. 3-jaw screw-on type for Sears and other electric drills. Key included.

Catalog Number	Fit Threads	Capacity	Shipping weight	Price
9 KT 2972	3/8-in. x 24	3/16 to 1/4 in.	8 oz.	\$2.99
9 KT 2979	3/8-in. x 24	0 to 1/4 in.	9 oz.	5.99
9 KT 2975	3/8-in. x 24	1/16 to 3/8 in.	15 oz.	4.99
9 KT 2973	3/8-in. x 24	0 to 3/8 in.	1 lb.	6.99
9 KT 2980	1/2-in. x 20	3/16 to 1/2 in.	1 lb.	5.99
9 KT 2255	3/4-in. x 16	3/16 to 3/4 in.	3 lbs. 6 oz.	12.99

*These are commercial heavy-duty chucks.

7 Chuck Keys. Fits Jacobs, Supreme or Sears chucks as indicated below.


Catalog Number	Fits Jacobs Chuck	Supreme Chuck	Sears Chuck	Shpg. wt.	Each
For Electric Drills:					
9 KT 2051	1,1A,1B,1B5	1A,1T1	9KT2972	4 oz.	49c
9 KT 2073	7,7B,7-1A	H17A,4A,4B,4C,4T1,4T2	9-2976	7 oz.	69c
9 KT 2058	MC1,MC2,U4G	B1A,B80A,BM1A,580A	9KT2975	4 oz.	49c
9 KT 2059	MC4K61	B13A,B14T33,B14B,B16B,B16A,B16T33	9KT2973,9KT2980	4 oz.	69c
9 KT 2053	16N,18N,36B,59B	9F,9T3,9D,24T3,25T4	9KT2255	12 oz.	\$1.49
9 KT 2149	30,30B	H13A,H13C,7A,7B,7T1,7T2		4 oz.	69c
9 KT 2054	32B,33B,33C	3B,5B,5D		7 oz.	79c
For Drill Presses:					
9 KT 2052	3A,3B,3AE,6,6A2A,6A33,6B,6AE,34,34B,14N,633C	6B,6D,6F,6T2,6T6,6T33,6T33C,8F,8T3,8D	9KT2143,9KT2962	10 oz.	\$1.09
9 KT 2054	11N,32,33	3A,3T2,5A,5T33,15T33,22T2	9-2142	7 oz.	79c



Independent 4-jaw Chucks

CRAFTSMAN. Precision-made to assure accuracy of performance. Body of chuck is semi-steel casting; has deep jaw slots for greater strength and bearing surface. All four reversible jaws work independently. Especially useful for holding irregularly shaped pieces. Large jaw screw. T-handle wrench. Will fit lathe spindles as indicated below. Made in England.

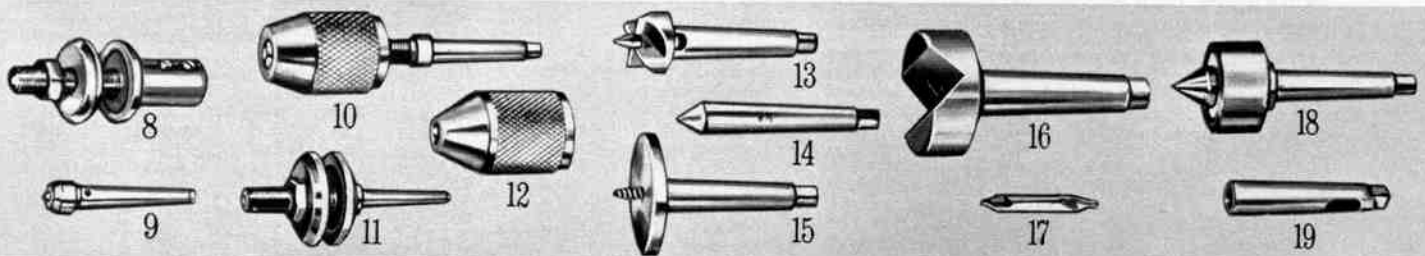
Catalog No.	Will fit spindle	Diam.	Shpg. wt.	Each
9 KT 2155	3/4 inch by 16 thread	4 in.	4 lbs.	\$31.99
9 KT 2159	1 inch by 10 thread	4 in.	3 lbs. 14 oz.	31.99
9 KT 2150	1 1/2 inch by 8 thread	6 in.	10 lbs.	49.99
9 KT 21581	1 1/2 inch by 8 thread	8 in.	14 lbs.	62.99



Universal 3-jaw Lathe Chucks

CRAFTSMAN. Fine quality. Heavy-duty self-centering type. Jaws controlled by single screw and pinion gear. Perfect for centering work. Body casting of semi-steel. Alloy metal scroll, alloy steel pinion. Alloy steel jaws heat-treated and hardened, feature raised steps. With inside and outside gripping jaws. T-handle chuck wrench. Will fit lathe spindles as indicated below. Made in England.

Catalog No.	Will fit spindle	Diam.	Shpg. wt.	Each
9 KT 21407	1 inch by 10 thread	4 in.	5 lbs. 8 oz.	\$54.99
9 KT 2165	1 1/2 inch by 8 thread	5 in.	9 lbs.	62.99
9 KT 2168	1 1/2 inch by 8 thread	6 in.	12 lbs. 2 oz.	79.99



8 Work Arbor. Converts motor into grinder, polisher, etc. Get more use from your motor at little extra cost. 3 3/8 in. long. 2 3/8-in. spindle has 3/8-in. x 20-thread. Carbon steel. Steel flanges.

9 KT 21643—3/4-inch bore. Shpg. wt. 14 oz. \$1.99

9 KT 21644—3/8-inch bore. Shpg. wt. 14 oz. 1.99

9 Tailstock Cup Centers. Use for wood turning.

9 KT 2100—No. 1 Morse taper. Wt. 5 oz. \$2.09

9 KT 2101—No. 2 Morse taper. Wt. 8 oz. 2.29

10 Work Arbors with Chucks. 3-jaw screw-on type. 1/2-in. capacity; 1/2-inch x 20-thread. Morse taper on arbor's shank end.

9 KT 2234—No. 1 Morse taper. Wt. 1 lb. 9 oz. \$4.69

9 KT 2247—No. 2 Morse taper. Wt. 1 lb. 13 oz. 4.89

11 Work Arbors. Two steel flanges. Nut on head end for clamping wheels. 1/2-inch x 20-thread.

9 KT 2153—No. 1 Morse taper. Wt. 11 oz. \$2.49

9 KT 2152—No. 2 Morse taper. Wt. 15 oz. 2.69

12 CRAFTSMAN Keyless Chucks. 3-jaw screw-on type with knurled surface for firmer grip. Fit 1/2-inch x 20-thread spindle.

9 KT 2248—1/4-in. capacity. Shpg. wt. 7 oz. \$1.79

9 KT 2243—3/8-in. capacity. Shpg. wt. 9 oz. 2.09

9 KT 2256—1/2-in. capacity. Shpg. wt. 14 oz. 2.29

13 Spur Centers. Use for wood turning.

9 KT 2106—No. 1 Morse taper. Wt. 5 oz. \$2.29

9 KT 2107—No. 2 Morse taper. Shpg. wt. 8 oz. 2.59

14 60-degree Centers. Use for metal turning.

9 KT 2110—No. 1 Morse taper. Wt. 5 oz. \$1.89

9 KT 2111—No. 2 Morse taper. Shpg. wt. 8 oz. 1.99

15 Screw Centers. Use for woodworking.

9 KT 2116—No. 1 Morse taper. Wt. 8 oz. 3.19

9 KT 2115—No. 2 Morse taper. Wt. 13 oz. 3.39

16 Crotch Center. For cross drilling round work. V-slot. Steel shank. No. 2 Morse taper.

9 KT 2114—Shipping weight 1 lb. 2 oz. \$3.09

17 High-speed Center Drill. Shpg. wt. ea. 2 oz.

9 KT 20601—1/64-in. size; 1/4-in. body. \$1.29

9 KT 20602—3/16-in. size; 5/16-in. body. 1.29

18 Precision Ball-bearing 60° Center. For hardwood, metal. Recommended for high speeds.

9 KT 2112—No. 1 Morse taper. Wt. 10 oz. \$4.99

9 KT 2113—No. 2 Morse taper. Wt. 12 oz. 5.19

19 Adapter Sleeve. To reduce from No. 2 Morse taper to No. 1 Morse taper.

9 KT 2161—Shipping weight 6 ounces. \$4.19

You can equip your entire workshop with power tools and accessories from this book

CRAFTSMAN® Tools have satisfied professional workmen for over 42 years.

Get fast, accurate heat selection and setting with Sears exclusive COLOR-MATIC Continuous Control

One operation determines and sets the exact heat needed for the job. Just turn lever to position on dial that matches color code and size of electrode being used . . . and you're ready to weld.



CRAFTSMAN® AC Arc Welders

30 to 180 amperes **\$122⁹⁵** | 40 to 230 amperes **\$132⁹⁵**

Run on a 100% duty cycle in more heats than any other welders we sell thanks to fiber glass insulation on all aluminum windings. This means you get much greater heat resistance with less chance of overload at all heats

Ideal for repairing farm machinery, bending metal, auto body shop work, metal sculpturing. That's because you can select any heat within welder's range. And the continuous control lever takes out all the guesswork by selecting the right heat quickly, accurately. Positive cam locks lever in place to prevent variation in heat. Color-coded electrode instruction book tells how to match dial, electrodes for special jobs . . . stores in pocket on welder front.

Cooling fan. Skids can be mounted on wheels (see kit 9KT20481 at right). Cabinet measures 16 in. wide; 16 in. deep; 22½ in. high. UL listed. With 18-ft. electrode cable, 12-ft. ground cable, input cable with plug, wall receptacle, assorted electrodes, holder, ground clamp and helmet. See specifications below, guarantee on facing page.

Order extra welding rods from listings on page 46


180-amp. Runs on REA, other rural or city power lines. Shipping weight 130 lbs.

99 KT 20242N \$122.95

230-amp. Higher heat for faster work with larger rods. Shipping weight 130 lbs.

99 KT 20124N \$132.95

1 Wheel Assembly Kit. Two 3-in. rubber tires, axle. For all Sears welders except F9 KT 20997N and F9 KT 20996N, facing page. Wt. 1 lb. 14 oz. 9 KT 20481 Kit \$4.59



Only at Sears . . . a 230-amp AC Arc Welder that's teamed up with a versatile Spot Welder **\$184⁹⁵**

This CRAFTSMAN welder is ideal for jobs in small shops, auto repair shops, on farms . . . even for metal sculpturing. Spot welds sheet metals and galvanized steel. Arc welds steel up to ¼ inch with 16 heats from 40 to 230 amperes. Convenient slide switch heat selector locks in place. Built-in reactance increases open-circuit voltage for easier arc maintenance. 4-blade fan cools transformer coils . . . helps keep out dust and dirt. Fan motor is permanently lubricated.

Recessed panel protects controls. Varnish dipped and baked transformer. Runs on 25-arc volts. Cabinet: 14½ in. wide; 25½ in. deep; 30¾ in. high over-all. With 18-ft. electrode cable, 12-ft. ground cable, assorted electrodes, holder, ground clamp, helmet and manual. See specifications at left below and guarantee on facing page.

99 KT 2077N—Shpg. wt. 120 lbs. \$184.95



2 Twin-Carbon Torch. Use with any arc welder. Produces flame similar to that of gas welding torch for brazing, soldering and heating of metals for bending. With two cored carbons, 5-ft. cables, 15½ in. long. 9 KT 20073—Shipping weight 4 lbs. 2 oz. . . . \$14.49

Cored Carbons for above torch.

Catalog No.	Size in.	Shpg. wt.	Pkg. of	Per pkg.
9 KT 2020	¼x6	7 oz.	10	\$2.29
9 KT 20221	¾x6	11 oz.	10	2.89

3 Electrode Rod Holder. Copper alloy, 200-ampere capacity. Asbestos jaw covers. For electrodes up to ¼-inch. Spring adjusted. 9 KT 2071—Shipping weight 1 pound \$5.89

4 Ground Clamp. Made of copper alloy. Use with current up to 200 amperes. 9 KT 2076—Shipping weight 14 ounces \$2.89

5 Combination Wire Brush and Chipper. Forged steel head, Quick-change holder. 9 KT 2074—Shipping weight 1 lb. 4 oz. \$3.89
9 KT 2081—Extra Brush for (5). Shpg. wt. 6 oz. 79c

Specification Note: Before ordering, please read specifications in table below carefully. Check voltage, cycle, phase and capacity of your line with your electric utility company or local REA office.

Catalog Number	Prim. Volts	AC (single phase) cy.	Amperes max. input	Prim. max. amps. short circuit	Fuses amps.	Rod sizes (inches)	Max. KVA	Max. KW	Max. open circ. secondary	Duty cycle	Power factor
99 KT 20242N	230	.60	37	62	40	¼ to ¾	8.5	7.0	80 volts	**	.72
99 KT 20124N	230	.60	55	81	60	¼ to ¾	12.7	9.3	80 volts	**	.73
99 KT 20155N	230	.60	75	120	75	¼ to ¾	17.3	12.8	80 volts	20%	.75
99 KT 2077N	230	.60	55	77	60	¼ to ¾	12.7	8.6	77 volts	20%	.73
F9 KT 2026N	230	.60	60	90	60	¼ to ¾	13.8	9.0	80v. AC-76DC	20%	.70

*20% at 200 amps., 30% 160 amps., 40% at 110 amps. **From 20% to 100% depending on heat required.

Cable Extension (not shown). 25-ft. coil included. Insulated, rubber covered. No. 2 gauge copper wire. Can be used as either ground or electrode cable extension on all CRAFTSMAN arc welders except gasoline engine driven welders. 9 KT 20696—Shipping weight 8 lbs. 2 oz. Coil \$18.99

"Arc-Weld-It-Yourself" Manual (not shown). Describes and shows all types of AC electric arc welding techniques. 36 pages. 9 KT 20256—Wt. 5 oz. 79c



295-ampere
CRAFTSMAN®
AC Arc Welder

24 heats . . . 50 through 295 amps . . . gives higher heats for difficult jobs **\$205⁹⁵**

295 amps provide hotter heat to handle heavier jobs in cutting metal, brazing, soldering; also welds bronze and cast iron. Built-in reactance increases open-circuit voltage at all heats for easier arc maintenance. Fan cools transformer coils . . . keeps welder at high operating efficiency. Fan motor is permanently lubricated. Recessed panel protects controls.

Skids mount on wheel kit 9 KT 20481 listed on the facing page. Cabinet measures 23¹/₂ inches high; 14¹/₂ inches wide; 24¹/₂ inches deep. Operates on 30-arc volts. NEMA rated. Includes 18-foot electrode cable, 12-foot ground cable, assorted electrodes, holder, ground clamp, helmet and manual. See specifications on the facing page. See arc welder guarantee below.
99 KT 20155N—Shipping weight 169 pounds. **\$205.95**



CRAFTSMAN®
AC-DC
Arc Welder

16 AC heats (40 through 230 amps) . . . 16 DC heats (35 through 180 amps) **\$269⁹⁵**

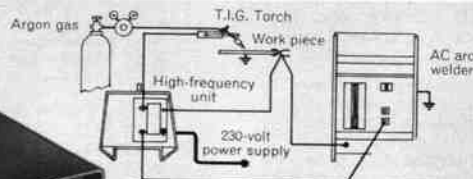
Designed for use with AC or DC current so you can handle a much greater variety of electrodes and weld many different metals for maintenance and metal fabricating work. Slide switch selector lets you select any of 16 heats, locks in place. Straight or reverse polarity. Varnish dipped and baked transformer. Cooling fan protects transformer coils.

Permanently lubricated fan motor. Cabinet 14¹/₂ in. wide; 26¹/₈ in. deep; 23¹/₂ in. high. With 18-foot electrode cable, 12-foot ground cable, assorted electrodes, holder, ground clamp, helmet, manual. See guarantee below. See specifications on facing page. Sent freight (rail or truck) or express from factory in Paris, Tenn. Allow extra time for delivery. Sorry, no C.O.D.'s.
F9 KT 2026N—Shipping weight 134 pounds. **\$269.95**

**High-frequency
Accessory**



When used alone, this high-frequency unit makes starting and maintaining AC arc easier in the stick electrode process. Lightweight for portability. Compactly designed . . . measures 13³/₄ in. long; 8³/₂ in. high; 9¹/₁₆ in. wide. On-off switch. Easily accessible contact points. Simple connection . . . just plug into 230-volt outlet or wire into welder input circuit. Shpg. wt. 17 lbs.
99 KT 20999C. **\$59.99**




Convert your AC arc welder to the versatile T.I.G. process with these 2 units

Both units **\$115⁰⁰**

Separate prices \$119.98. Convert any AC arc welder up to 295 amps, 30% duty cycle to the T.I.G. (tungsten inert gas) welding process. Ideal for sheet metal, body and general shop work. Can be used on light gauge metals as well as a wide variety of hard-to-weld metals up to 1/4-in. including aluminum, stainless steel, copper and many other dissimilar metals. Operates continuously to maintain arc.
99 KT 20111C2—Wt. 22 lbs. **\$115.00**

T.I.G. Torch Set

Has a high 200-amp. rating because of 3/8-inch tungsten collet and short distance between electrode holder and tungsten. Eliminates preheating of metal. Air cooled. Shutoff valve, regulator, hose. Use with 99 KT 20999C at left. Get argon for tungsten-inert-gas welding at your gas supplier (gas is not included).
Shpg. wt. 4 lbs. 12 oz.
9 KT 2011. . . **\$59.99**



DC Welder with gasoline engine

\$859⁹⁵

push-button battery start without accessories

\$799⁹⁵

manual start without accessories

Ideal for heavy welding by contractors away from power source. Provides auxiliary AC-power up to 3500 watts. 10 heats, 50 to 200 amperes with fine control knob between heat adjustment. Takes up to 3/16-in. rods. 14.2-HP Onam engine; 2 cyl. 4-cycle, air-cooled. Large cap. 7.3 gal. tank. Mounted on sturdy steel skids.

Power lights, electric tools. 28 arc volts. 50% duty cycle. 36 in. wide; 29 in. deep; 27³/₄ in. high. Manual. See the CRAFTSMAN COMMERCIAL story on page 4. See kit (6) below for welding cables. Guarantee below. Sent by freight (rail or truck) or express from factory in Minneapolis, Minnesota. Please allow extra time for delivery. Sorry, no C.O.D. orders.

Push-button battery start model. Ignition system. With 12-volt battery and mounting tray.
F9 KT 20997N—Shipping weight 430 lbs. **\$859.95**

Manual starting model. With rope pull starter.
F9 KT 20996N—Shipping weight 420 lbs. **799.95**

Accessory Kit. Two 20-ft. conductor cables, ground clamp, electrode holder, helmet. From factory in Minn., Minn. . . . allow extra time. No C.O.D.'s. Allow postage from catalog order plant.
F9 KT 20996—Shipping weight 13 lbs. **Kit \$58.95**

GUARANTEE: We'll repair without charge any CRAFTSMAN® Arc Welder on these two pages that proves defective in materials or workmanship, if returned within 1 year after purchase. Does not apply to welders used in rental service.

Helmets, Goggles and other Welding Accessories

- Industrial Fiber Glass Helmet.** Fiber glass shell. Ratchet-type head adjustment. With slide-in, lift-front plate holder. Order filter plate and cover glass from listings below.
9KT1321—Helmet only. Wt. 2 lbs. 9 oz. Ea. **\$12.99**
9KT1327—No. 10 filter lens*. Wt. 4 oz. Ea. **99c**
9KT1328—No. 12 filter lens**. Wt. 4 oz. Ea. **99c**
9KT1329—Clear cover lens. Wt. 3 oz. . . . **3 for 30c**

- Economy Fiber Glass Helmet.** With cover glass, lens holder and No. 10 filter lens*.
9 KT 1320—Shipping weight 2 lbs. 1 oz. . . **\$3.99**

- Oxy-acetylene Welder's Goggles.** Soft polyethylene material. 2x4¹/₄-in. window. Lens is shade No. 5. Designed to fit over spectacles.
9 KT 18636—Shipping weight 9 ounces. . . **\$4.39**

Replacement Lenses for goggles above. Wt. 4 oz.

Col. No.	Shade	To cut steel	To weld steel	Each
9 KT 13271	No. 4, up to 1-inch	99c
9 KT 13272	No. 5, up to 6-inch up to 1/4-inch	99c
9 KT 13273	No. 6, over 6-inch over 1/4-inch	99c

- Welder's Gloves.** Five finger style. Long lasting side-split cowhide leather. Cotton lined. Large size only (10-10¹/₂).
Shpg. wt. 14 oz.
51 KT 26021. **\$3.39**

- Welder's Jacket.** 10-ounce cotton twill. Flame resistant. Snap cuffs. Order size larger if to be worn over outer clothing.
Shpg. wt. 1 lb. 7 oz.
Medium (37-40).
9 KT 13232. . . **\$4.59**
Large (41-44).
9 KT 13233. . . **4.59**

*for up to 5/32-in. electrodes
**for up to 1/4-in. electrodes



CRAFTSMAN® Welding Rods

1 Mild-steel Contact Rod with self-starting tip. For use on thin metals requiring low amperage. Proper burning speed and arc distance automatically maintained by wire coating.

Current ignites rod's conductive match head. Restart at any point. Meets American Welding Society's Specifications 6024. 5-pound packages only. AC-DC (reverse polarity). Shipping wt. 5 lbs. 10 oz.

Diameter, inches	Length, inches	Catalog Number	Package
1/16	9	9 KT 20641	\$5.59
5/64	9	9 KT 20640	4.59
3/32	9	9 KT 20646	4.19

As above but without starting tip. Meet A.W.S. Specifications 6024 and 7024. AC-DC (either polarity).

Diameter	Length	Catalog No.	Package of	Shipping weight	Pkg.
3/32 in.	14 in.	9 KT 20295	5 pounds	5 pounds 8 ounces	\$3.39
1/8 in.	14 in.	9 KT 20296	10 pounds	10 pounds 12 ounces	4.59

Mild-steel Welding Rods. Meet A.W.S. Specifications 6013. Uses AC or DC. For deep groove, fillet. 14 in. long. 10-pound package.

99 KT 20101—Shipping weight 10 lbs. 15 oz. Package \$4.39

Professional Assortment. 11 types. 25-pound package.

99 KT 2047C—Shipping weight 27 pounds. Package 12.49

Special Farm-pack Assortment. 25-pound package.

99 KT 20472C—Shipping weight 27 pounds. Package 12.49

Mild-steel Rods. For AC-DC (reverse polarity). Class E-6011.

Diameter	Length	Catalog No.	Package of	Shipping weight	Package
5/64 in.	12 in.	9 KT 20010	5 pounds	5 pounds 9 ounces	\$3.59
3/32 in.	12 in.	9 KT 20017	5 pounds	5 pounds 9 ounces	3.59
1/8 in.	14 in.	9 KT 20031	10 pounds	10 pounds 12 ounces	4.89
5/32 in.	14 in.	9 KT 20036	10 pounds	10 pounds 12 ounces	4.89

Cast-iron Rods. Nickel wire electrode. Machineable. AC-DC (either polarity). 1/8-in. diameter. 13 1/2 in. long. 1-pound package only.

99 KT 20272—Shipping weight 1 pound 5 ounces. Package \$3.39

Hard-surfacing Rods. AC-DC (either polarity). Class: Medium chrome carbon. 5-pound package only.

99 KT 20040—3/32x12 in. Shipping weight 5 lbs. 9 oz. Package \$4.19

99 KT 20046—3/32x14 in. Shipping weight 5 lbs. 9 oz. Package 3.69

CRAFTSMAN Cutting Rods. Cuts through all metals. Use with 90-amp. or larger welders. AC-DC (straight polarity). 1-lb. pkg. only.

99 KT 2028—3/32x12 in. Shipping weight 1 lb. 3 oz. Package 99c

99 KT 20282—1/8x14 in. Shipping weight 1 lb. 3 oz. Package 89c

2 Gas Rod Assortment. Over 4 pounds (approximately 106 rods) with two 4-ounce cans of flux. For welding and brazing almost all metals. Includes approximately the following amounts of rods: four 3/32-in. aluminum; six 1/16-in. die-cast zinc; 72 copper-coated steel (1/16, 3/32, 1/8, 5/16-in.); four 1/8-in. cast iron; sixteen 3/32, 1/8-in. bronze; four 3/32-in. flux-coated bronze. 18 in. long.

99 KT 2006—Shipping weight 5 pounds 11 ounces. Package \$5.99

"Hot Rodder" Gas Welding Rod Assortment. For auto repair, hobbyists, small repair shops. Include 1 pound each of 1/16, 3/32-in. copper-coated rods; 1 pound each of 3/32, 1/8-in. Hi-Test frame rods. Also 3/32-in. flux-coated and nickel-silver brazing rods and 1/8-in. die-cast Aladdin rods. 24 in. long (except Aladdin, 18 in. long).

99 KT 20492—Shipping weight 5 pounds 14 ounces. Package \$4.49

3 Copper-coated Gas Welding Rods. Designed especially for mild steel. 3/32-in. diameter. 18 in. long. Approximately 140 in. pkg.

99 KT 20404—Shipping weight 5 pounds 2 ounces. Package \$2.19

Gas Brazing Rods. For steel, cast iron, copper alloys. 18 in. long.

99 KT 20452—3/32-in. diam. (pkg. of 26). Wt. 1 lb. 4 oz. Pkg. \$2.29

99 KT 20454—1/8-in. diam. (pkg. of 12). Wt. 1 lb. 4 oz. Pkg. 2.19

Flux-coated Gas Brazing Rods. 1-lb. package. Shpg. wt. 1 lb. 4 oz.

99 KT 20464—3/32x18 in. (about 25 in package). Package \$2.49

99 KT 20466—1/8x18 in. (about 14 in package). Package 2.49

Sears Has a Credit Plan to Suit Your Needs SEE BIG BOOK OR ASK FOR DETAILS



Carrying Case for welding outfits

\$19.99

Steel case is large enough for any welding outfit on these 2 pages (including hose). Holders keep all pieces secure to help prevent damage. 9 5/8 x 9 5/8 x 24 3/8 in. long. Tools not included.

Shipping weight 19 pounds.


99 KT 5423C. Package \$19.99



4 Handbook for oxy-acetylene welding. 278 pages. 99 KT 5411—Wt. 10 oz. Package \$3.89

5 12-in. Mix Chamber. Naval bronze, gooseneck type. Extends cap. of 99 KT 54223C, 99 KT 54761C, 99 KT 5474 with tips 99 KT 54417, 99 KT 54418, 99 KT 5488—Wt. 1 lb. 10 oz. \$11.99

6 Tip Cleaners. Set of nine, ten, respectively. Case. 99 KT 5425—For welding tips 99 KT 5445—For cutting tips Shipping weight 3 oz. Set \$2.49



7 Tank Adapters for cylinders with right-hand male threads.

For AIRCO (CGA) acetylene cylinders.

99 KT 5413—Shpg. wt. 12 oz. Package \$2.79

For small Prest-O-Lite "B" cyls.

99 KT 5414—Shpg. wt. 12 oz. Package \$2.79

8 CRAFTSMAN Brazing-Welding Flux. For brazing all metals, fusion welding copper and brass. 1-pound can. Shipping weight 1 lb. 8 oz.

99 KT 5410. Package \$1.19

New at Sears . . . Acetylene Solder-braze Outfit

For light brazing, soldering, heating metal for forming. Pre-set regulator draws correct pressure from acetylene cylinder; gauge shows tank pressure. Includes torch handle with valve for adjusting flame, regulator, 2 tips (fine and medium flame), 10-ft. hose, spark lighter. UL listed.

Regulator fits standard "B" size acetylene cylinder (no oxygen tank needed). Shipping wt. 3 lbs. 6 oz. 99 KT 5419. Package \$29.99



Gas-cylinder Truck \$19.99



Designed to hold 1 medium-size oxygen cylinder (122-cu. ft.) and 1 medium-size acetylene cylinder (145-cu. ft.). Can also be used as a regular 2-wheel truck.

Platform base is 18 in. wide, 10 in. deep. Over-all truck height 40 in. All-steel construction; rust-resistant galvanized tubular frame. 10-in. semi-pneumatic tires.

Shipped unassembled; bolts together (bolts and instructions included). Shipping weight 22 lbs. 99 KT 5424L. Package \$19.99



Single-stage Welding and Cutting Outfit

\$92.99

Lightweight torch with trigger-type cutting lever. 2 regulators, 3 welding tips (W1, W2, W3) for welding up to 1/4-inch steel, 1 cutting tip (K2) for cutting 1/4 to 1-inch steel, tip pouch, 12 1/2 feet of 3/16-inch diameter Siam-ez hose, cup goggles, assorted welding rods, wrench, lighter and instructions. Not for use with LP* gas (see note on facing page).

99 KT 5515C—Shpg. wt. 15 lbs. Package \$92.99

Welding and Cutting Tips. For use with oxy-acetylene gas only.

Welding Tips. Shipping weight each 10 ounces.

99 KT 55111—Size W1; welds up to 3/64 in. \$1.99

99 KT 55112—Size W2; welds up to 3/32 in. 1.99

99 KT 55113—Size W3; welds up to 1/8 in. 1.99

99 KT 55114—Size W4; welds up to 1/4 in. 1.99

Cutting Tips. 4 pre-heat flames. Wt. 7 oz.

99 KT 55121—Size K1; cuts up to 3/8 in. 4.99

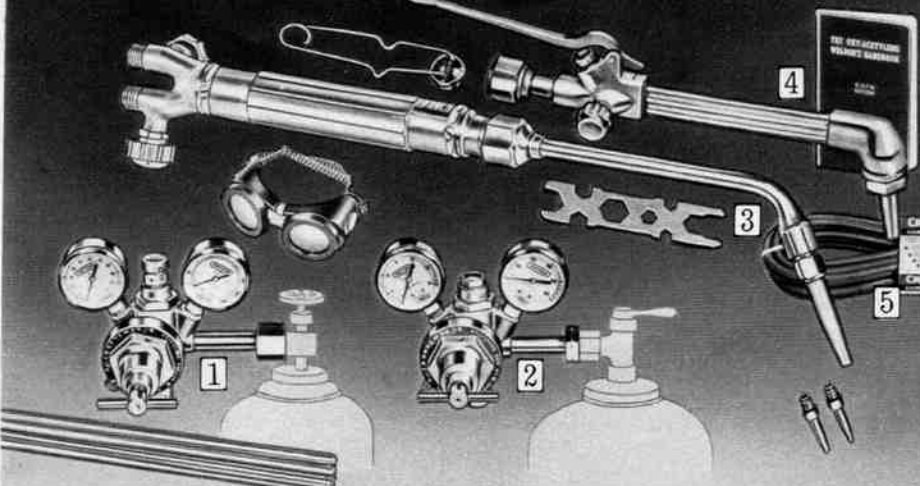
99 KT 55122—Size K2; cuts 3/8 to 1 in. 4.99

99 KT 55123—Size K3; cuts 1 to 2 in. 4.99

CRAFTSMAN Siam-ez Welding Hose. 3/16-in. inside diameter. For use with outfit 99 KT 5515C above only. 12 1/2-ft. length.

99 KT 5517—Shpg. wt. 2 lbs. 12 oz. Package \$6.49

Production-quality Welding Outfits



CRAFTSMAN[®] COMMERCIAL 2-stage Outfit **\$149⁹⁵** | **CRAFTSMAN[®] COMMERCIAL** 1-stage Outfit **\$129⁹⁵**

- Use with either oxy-acetylene or oxy-LP* gas
- Cutting attachment and cutting tip included
- 3 welding tips included to weld steel up to 9/16 in. thick
- Every torch and tip flame tested . . . every regulator tested, too
- Solid brass forgings and stainless steel parts

Deluxe Outfit with 2-stage regulators. Includes 3 most popular welding tips (AA-1, AA-3 and AA-5) and cutting tip B-3 (see tables). Other tips available below to weld steel 1 in. thick and up and to cut metal up to 6 in. thick.

Deluxe 2-stage regulators pressure tested and UL listed. Sensitive action of first and second stages maintains constant gas pressure at the torch even when pressure inside the cylinder drops as the supply of gas decreases during use. Eliminates frequent adjustment while using . . . maintains maximum efficiency, saves time and increases production volume. 2 1/4-in.-diameter pressure gauges in brass cases are easy to read. All CRAFTSMAN regulators are thoroughly tested under pressure.

Heavy-duty torch has balanced-pressure, non-flash mixer ahead of torch handle for added safety. Double "O" ring-protected channels in mixer provide leak-free connections. Use for oxy-acetylene welding (welds

steel up to 1 inch thick) . . . also for brazing or heating metal with acetylene or LP* gas.

All tips uniformly-swaged solid copper for accurate sizing. Tips individually flame tested to give proper flame pattern.

25-ft. double-wall Siam-ez hose (3/4-in. inside diameter) with solid brass fittings. Walls reinforced with tightly braided rayon cord.


Outfit also includes spark lighter, combination wrench, welding and cutting tips, assorted welding and brazing rods, soft-side vinyl cup goggles and 278-page Welder's Handbook. Shipping weight 29 pounds.

99 KT 54223C \$149.95

Standard CRAFTSMAN Outfit. Includes same welding torch, cutting attachment, tips, hose and goggles as deluxe outfit above; single-stage regulators (not shown). Welder's Handbook not included; order below.

Shipping weight 26 pounds.

99 KT 54761C \$129.95



CRAFTSMAN[®] COMMERCIAL

Super-duty Cutting Outfit for top volume production

\$167⁹⁵

Cuts steel 3/4 in. to 5 in. thick with tips included in outfit; order larger tips to cut up to 12 inches thick from parts list accompanying outfit.

Torch 20 1/2 in. long; 3 stainless steel gas tubes and lever. All valves outside handle for extra safety.

Forged-brass, super-duty high-pressure oxygen and acetylene regulators provide higher output of gas than regulators at left for greater cutting capacity. Use either oxy-acetylene or oxy-LP* gas. Easy-to-read 2 1/4-in. gauges in brass cases. UL listed.

Outfit includes torch; 2 regulators; 25 ft. of double-wall Siam-ez hose (3/4-in. inside diameter) with walls reinforced by braided rayon; combination wrench; 3 cutting tips (C3, C4 and C5); spark lighter; soft-side vinyl cup goggles; operating instructions.

99 KT 54421C—Shipping weight 29 pounds. \$167.95

(6) 9 KT 5449—Torch. Shpg. wt. 4 lbs. 7 oz. . . . 44.99

- 7 Heavy-duty Oxygen Regulator** described above. Shipping weight 8 pounds 2 ounces. 9 KT 5455 \$44.99
- 8 Heavy-duty Acetylene-LP* Gas Regulator** above. Shipping weight 8 pounds 2 ounces. 9 KT 5456 \$44.99

CRAFTSMAN[®] production-quality Welding Accessories

- 2-stage Regulators.** As in 99 KT-54223C above.
- Wt. 5 lbs. 8 oz.
- (1) 9KT5438—Acetylene
- (2) 9KT5437—Oxygen
- Each \$39.99
- Single-stage Regulators.** (Not shown.) Shpg. wt. 4 lbs. 12 oz.
- 9 KT 5431—Acetylene
- 9 KT 5430—Oxygen
- Each \$29.99
- 3 Welding Torch.** Wt. 3 lbs. 2 oz.
- 9 KT 5474 \$24.99

Welding Tips. Same as in 99 KT 54223C above. Use only with welding torch 9 KT 5474.

Wt. ea. 6 oz. Each \$2.99

Catalog Number	Size	Capacity inches
9KT54410	AA-0	(To solder)
9KT54411	AA-1	3/4 to 1/2
9KT54412	AA-2	1/2 to 1/4
9KT54413	AA-3	1/2 to 3/8
9KT54414	AA-4	3/4 to 3/8
9KT54415	AA-5	3/8 to 3/4
9KT54416	AA-6	1/2 to 3/4
9KT54417	AA-7	3/4 to 1
9KT54418	AA-8	1 and up

†Use only with 9 KT 5488 mixing chamber listed on facing page.

- 4 Cutting Attachment.** Fits torch 9 KT 5474 only. Shipping wt. 2 lbs. 8 oz.
- 9 KT 5477 \$25.99
- Cutting Tips for 9 KT 5477.** For oxy-acetylene gas only. 1-pc. Wt. ea. 7 oz. \$4.99
- | Cat. No. | Size | Cuts steel |
|----------|------|------------------|
| 9KT54471 | B-1 | Up to 1/4 in. |
| 9KT54472 | B-2 | 1/2 to 1/2 in. |
| 9KT54473 | B-3 | 1/2 to 1 1/2 in. |
| 9KT54474 | B-4 | 1 1/2 to 3 in. |
| 9KT54475 | B-5B | to 6 in. |

- Cutting Tips for 9 KT 5477.** For oxy-LP* gas only. 2-pc. Shpg. wt. 7 oz. \$5.79
- | Cat. No. | Size | Cuts steel |
|----------|-------|------------------|
| 9KT54781 | BL-1 | Up to 1/2 in. |
| 9KT54782 | BL-2 | 1/2 to 1/2 in. |
| 9KT54783 | BL-3 | 1/2 to 1 1/2 in. |
| 9KT54784 | BL-4 | 1 1/2 to 3 in. |
| 9KT54785 | BL-5B | to 6 in. |
- 5 Siam-ez Welding Hose.** 3/4-in. inside diameter. 25 ft. Wt. 6 lbs. 7 oz.
- 9 KT 5427 \$11.99

*LP gas means bottled propane or butane gas or mixtures of them

Personal Safety Equipment

- 9 Respirator.** For nuisance dusts from wood, cement, glass, aluminum, etc. Meets Bureau of Mines Approval No. 2137.
- 9 KT 1872—Shpg. wt. 5 oz. . . . \$2.89
- 10 Respirator.** For paint, cement dust; also degreasing.
- 9 KT 1871—Shpg. wt. 10 oz. . . \$5.29
- Extra Cartridge for 9 KT 1871. Has pre-filter.
- | Cat. No. | Unit | Wt. | Price |
|------------|-----------|-------|--------|
| 9 KT 18761 | Each | 5 oz. | \$1.15 |
| 9 KT 1876 | Pkg. of 5 | 1 lb. | 4.99 |
- Respirator (not shown). For dusts no more toxic than lead, chronic acid mist. Meets Bureau of Mines Approval No. 2172.
- 9 KT 1856—Shpg. wt. 9 oz. . . . \$4.99
- Extra Filter for 9 KT 1856. Pkg. of 5. 9 KT 18565—Wt. 6 oz. . . . Pkg. 99c
- †Do not use as gas mask

- 11 Our best Respirator.** Order cartridges separately below.
- 9 KT 1857—Wt. 12 oz. . . . \$5.49
- Cartridge for (11). Pkg. of 3 pairs. For highly toxic insecticide sprays, dusts, mists. Recommended field use Dept. of Agriculture.
- 9 KT 18575—Wt. 1 lb. . Pkg. \$5.49
- For latex, acrylic, epoxy paints and varnishes. Meets Bur. of Mines Approval No. 23B15. Package of 3 pairs.
- Shipping weight 1 pound 2 oz.
- 9 KT 18576 Package \$7.99
- 12 Flexible Mask Goggles.** Wide .050-in. clear plastic lenses. Fit over regular glasses.
- 9 KT 1859—Shpg. wt. 7 oz. . . \$1.59
- 13 Industrial Goggles.** Adjustable frames. Side shields.
- 9 KT 1860—Shpg. wt. 7 oz. . . \$2.99

- Industrial Goggles.** Like (13) but fit over regular glasses.
- 9 KT 18615—Shpg. wt. 9 oz. . . \$3.79
- 14 Safety Glasses.** Industrial quality. Clear, hardened lenses. Saddle-type bridge fits all nose sizes.
- 9 KT 1854—Shpg. wt. 5 oz. . . \$3.99
- As above but with side shields.
- 9 KT 1855—Shpg. wt. 5 oz. . . \$4.39
- 15 Face Shield.** 6x11 1/2-in. clear plastic window; plastic crown deflector. Polyethylene headgear.
- 9 KT 1861—Shpg. wt. 12 oz. . . \$2.89
- Extra Window for 9KT 1861.
- 9 KT 1862—Wt. 4 oz. 1.09
- 16 Face Shield.** Glasses can fit behind thick 8x11 1/2-in. acetate window. Headband size adjustable.
- 9 KT 1890—Wt. 1 lb. 8 oz. . . \$3.99
- Extra Window for 9KT1890.
- 9 KT 18901—Wt. 7 oz. 1.29





CRAFTSMAN® Endless-blade Hack Saw

Cuts up to 10 times faster than reciprocal type

Without motor,
base or guard **\$129⁹⁵**

SPECIFICATIONS

- Capacity of cut (maximum) 3x6 in.
- Angle cuts..... 90° to 45°
- Bearings..... bronze, steel
- Machine pulley..... 6 inches
- Motor pulley..... 1½ inches
- Motor needed (minimum)... ¼ HP
- Base size..... 6¼x22¾ inches
- Mounting size... 19¾x5½ inches
- Blade..... ½ inch wide, .020 inches thick, 60 inches long, 14 teeth per inch.

Cuts through steel, cast iron, brass and aluminum. Handles any shape metal: rounds, flats, tubing, angles. Vise jaw adjusts for cuts from 90° to 45°. Hydraulic control sets rate of blade feed. Blade speed 135 ft./min. Nylon pinion reduces noise. With motor pulley, machine pulley (single groove, ½-inch bore) and V-belt. Use at least ¼-HP, 1725-rpm motor. Order base and guard at left. Guaranteed 1 year... see page 15.

Saw without motor.

99 KT 2292N—Shipping weight 76 lbs... \$129.95

Saw with CRAFTSMAN ½-HP capacitor motor. 1725 rpm. 110-120-v., 60-c. AC. 4-ft. cord.

99 KT 22922N2—Shipping weight 97 lbs. \$149.95

Extra Blades

For metal cutting.

Shipping wt. 6 oz.

10 teeth per inch.

Cut over 1 inch.

9 KT 22926. Ea. \$3.49

14 teeth per inch.

Cut ¾ to 1 inch.

9 KT 22927. Ea. \$3.49

24 teeth per inch.

Cut up to ¾ inch.

9 KT 22929. Ea. \$3.49



Steel Base and Steel Guards

Base **\$24⁹⁹**

Steel Base. For both hack saws. 25½x15¼ inches wide. Height adjusts from 27¾ to 30¾ inches. Unassembled. 99KT2223L—Wt. .35 lbs. \$24.99

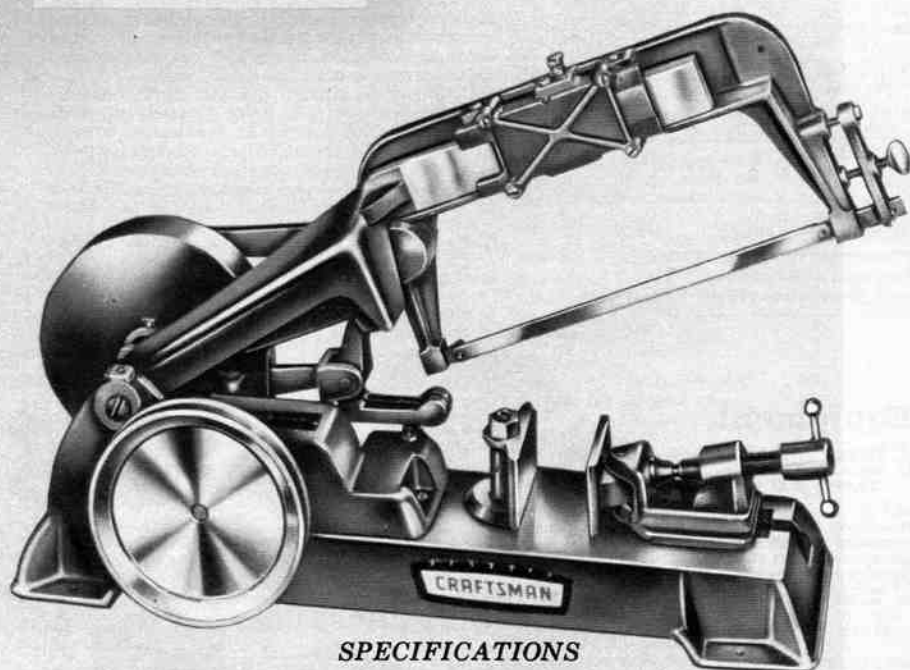
Guards. (Not shown.) Enclose machine pulley and belt above table.

For 99KT2292N. Wt. 1 lb. 8 oz.

9 KT 22233..... \$2.29

For 99KT2294L. Wt. 1 lb. 8 oz.

9 KT 22234..... \$2.29



CRAFTSMAN®

Reciprocal-type Hack Saw

Semi-automatic for "hands-off" working... set it and leave it

Without motor,
stand or guard **\$96⁹⁹**

It cuts by itself... accurately and automatically. Blade lifts on backward stroke... helps prolong life of blade.

Cuts any shape of iron, brass, aluminum. Has big 4x4-inch maximum capacity to handle large work pieces. Heavy cast-iron vise locks quickly and easily... anchors stock solidly in place. Adjusts for angle cuts from 90° to 45°.

Cast semi-steel slide and arm with adjustable cone-type arm pivot. Takes any standard 12-inch power hack saw blade (1 included). Arm length extended is 29 inches; not extended, 26 inches. Has 5-inch stroke; operates at 60 strokes per minute at 400 rpm. With 6½-inch machine pulley, single groove, 2-inch motor pulley and ½-inch wide x 42-inch long V-belt. Motor not included. Order base and guard at upper left. Guaranteed 1 year... see page 15.

Saw without motor, base or guard.

99 KT 2294L—Shipping weight 61 pounds..... \$96.99

Saw with CRAFTSMAN ½-HP Motor. 1725 rpm split phase. Sleeve bearings. 110-120-v., 60-cycle, AC. 4-ft. cord.

99 KT 22942L2—Shipping weight 79 pounds..... \$109.95

CRAFTSMAN High-speed Hack Saw Blades. Alloy steel.

¾x12 inches long. Package of 2. From Sweden.

Shipping weight 5 ounces.

9 KT 65888—14 teeth per inch..... Pkg. \$2.19

9 KT 65889—18 teeth per inch..... Pkg. 2.19

SPECIFICATIONS

- Capacity, maximum..... 4x4 inches
- Angle cuts..... 90° to 45°
- Bearings..... porous bronze
- Machine pulley..... Single groove..... 6½ inches
- Motor pulley..... 2-inch
- Motor recommended (not included)..... ½ HP, 1725 rpm
- Base size..... 6x24 inches
- Mounting size..... 5¼x19½ inches
- Stroke..... 5 inches; 60 strokes per min. at 400 rpm

Our finest Super-tough Vacs of Permanex™ blow-molded polyethylene. Won't crack, chip, peel or rust; resist acids, alkalis, solvents and oil. Withstand temperatures down to 20° below zero

and they quickly clean
any area..wet or dry



**CRAFTSMAN® 45-gallon
Heavy-duty Industrial Vac**

with dolly
and nozzle **\$92.99**

Perfect for schools, shops, factories. 5-bushel capacity. Two by pass motors develop 1 1/4 HP each (use 1 for light—, 2 for heavy pickup). Sealed ball bearings. Powerful 2-stage suction or blower action. Permanex™ tank-container 40 3/4 in. high, 24 3/4-in. diam. Beige color clear through. Drain plug. Lift-off steel cover, gray enameled. Flexible 6-ft. hose, 2 3/4-in. diam. Swivels 360°. Triangular nozzle. Hose, cord store on cover. Dolly with 4 ball bearing casters snaps on, off. 8-ft. 3-wire cord, filter bags. UL listed at 110-v., 60-c. AC. For heavy duty wet pickup order nozzle (4).
99 KT 17831N—Shipping wt. 60 lbs. \$92.99

SHIPPING NOTE: 99 KT 17821N, 99 KT 17831N, 99 KT 1781N, sent freight (rail or truck) or express.

In addition, you get powerful and full-strength pickup from empty to full tank-container because of direct-line air flow. Debris or liquid by passes motor, falls directly into tank-container—can't reduce suction or re-circulate through the motor.

Also, as a result of this unique system, "clean" dirt-free air blows through the motor fans. This, plus independent motor cooling, lengthens the life of the motor.

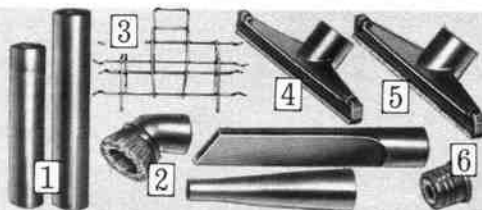
Guaranteed 1 full year.

**CRAFTSMAN® 27-gallon
HOME-N-SHOP® Vac**

with dolly
and nozzle **\$64.99**

All the features of vac at left except has 3-bushel capacity, 1 by-pass motor that develops 1 1/4 HP and beige Permanex™ tank-container is 31 3/4 in. high, 22 3/4-in. diameter. Excellent for workshops, stores, apartment buildings. With 8-foot 3-wire cord, filter bags. UL listed at 110-volt, 60-cycle AC. For heavy-duty wet pickup order special wet pickup nozzle (4), below left.
99 KT 17821N—Shipping weight 41 pounds...\$64.99

GUARANTEE: If any vac on this page shows defects in materials or workmanship, we'll repair it, without charge, if returned within guarantee period. All guaranteed 90 days if in continuous duty, except 99 KT 1780L, 30 days. Guarantee does not apply if vac used in rental service.



Handy Accessories

1 2-piece 46-inch Extension Handle. Plastic. Wt. 1 lb. 4 oz.
9 KT 16964.....\$3.99

2 Accessory Set. 1 blower, 1 brush, 1 crevice tool. Plastic. Shpg. wt. 1 lb. 4 oz.
9 KT 16973.....Set \$4.49

3 Rack for accessories. Hang on vac or wall. Holds 7 accessories. Shpg. wt. 1 lb. 10 oz.
9 KT 17816.....\$1.99

4 Wet Nozzle. Only for vacs 99 KT 17821N and 99 KT 17831N above. 14 in. wide. Shpg. wt. 1 lb. 3 oz.
9 KT 17817.....\$4.19

5 14-in. Dry Nozzle. Fits hose and extension handle. Made of plastic. Shpg. wt. 1 lb. 3 oz.
9 KT 16925.....\$3.99

6 Hose Adapter. Takes most standard home vac attachments. Shpg. wt. 1 lb. 3 oz.
9 KT 16966—Wt. 6 oz. \$1.99

6-ft. Hose. 2 3/4-in. diam. Shpg. wt. 3 lbs. 4 oz.
9 KT 17818.....\$5.49

Cloth Filter Bag. Fits over, protects motor.
9 KT 16967—Wt. 4 oz. \$1.49

Paper Filter Bag. Use over cloth bag for fine dust. Pkg. of 5. Shpg. wt. 4 oz.
9 KT 16946.....Pkg. \$1.49



**Radial Arm Saw
Dust Collector**

CRAFTSMAN. Cuts needless clean-up time. Collects sawdust through 9 1/2 x 10-inch shroud opening in rear and 1 1/4-inch hose from guard. Shroud easily attaches to table as illustrated.

Effective in crosscut, rip, double cut or miter positions. Use with any Sears vac on this page. Strongly made.

Shipping weight 5 pounds 6 ounces.
9 KT 16996.....\$12.99

**CRAFTSMAN® HOME-N-SHOP®
Vac.. holds 3-bushel dry load**

Without
dolly **\$39.99**

Similar to 99KT17821N above, but for dry pickup only. Single-stage motor (not by-pass) develops 1 HP. 27-gal. beige Permanex™ container 27 3/4 in. high, 22 3/4-in. diam. 1-yr. guarantee. UL listed at 110-v., 60-c. AC.
99 KT 1781N—Shpg. wt. 29 lbs.....\$39.99
Steel Dolly for above. With 4 plastic casters.
9 KT 17815—Shpg. wt. 4 lbs. 10 oz.....\$5.99

Compact..1 3/8-bushel dry load

Without
dolly **\$29.99**

Dry pickup only. 1-stage motor (not by-pass) develops 1 HP. 12-gal. fiber drum 15 in. high, 16-in. diam. 6-ft. hose swivels 360°. Triangular nozzle. 6-ft. 2-wire cord. UL listed at 110-volt, 60-cycle AC. 90-day guarantee... above.
99 KT 1780L—Shpg. wt. 17 lbs.....\$29.99

Dolly for 99 KT 1780L, former 99-1698. Steel frame, 4 plastic casters.
9 KT 17805—Shpg. wt. 2 lbs. 11 oz.....\$3.99

Power tools on these 2 pages meet safety standards of Power Tool Institute, page 3



Sears Gem-making Outfits and Supplies

For fun... for profit... you, too, can change dull, rough rocks into smooth, gleaming gems!



CRAFTSMAN® Gem-making Outfits Low as \$42.99 6-inch

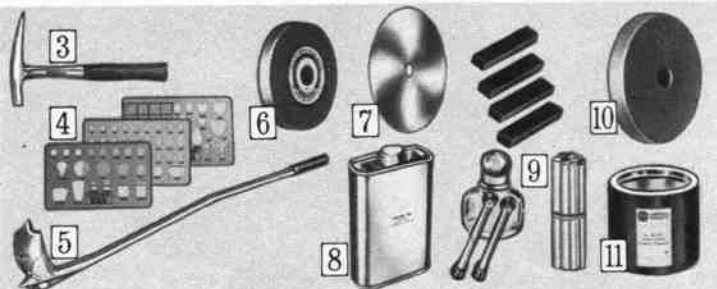
(1 and 2) You can saw, grind, shape or polish by simply changing wheels. Cast-aluminum alloy housing. Anti-splash rim. Self-lubricating bronze bearings. Movable coolant cup. Both outfits include these wheels: super-charged diamond cutting, silicon-carbide grinding, cast-iron lap, wood lap, felt polishing. Also 4 oz. each of No. 100 and No. 220 grinding compounds; 3 oz. of polishing compound; 3 brushes; 6 dop sticks and cement; soluble oil; and assortment of semi-precious stones. Use 2-in. motor pulley, 23 to 48 in. V-belt (not included). Order ¼-HP motor 99 KT 1210C from page 20.

1 10-in. Outfit. Cutting and lap wheels 10-in.; others 8-in. Weights to control feeding. Shpg. wt. 41 lbs. 99 KT 1401L.....\$79.99

2 6-in. Outfit. All wheels in this outfit are 6 inches in diameter. 99 KT 1400C—Shpg. wt. 18 lbs. \$42.99

Extra Polishing Wheels. Hard felt on hardwood. 9 KT 14100—6-in. Wt. 12 oz....\$1.89 9 KT 14101—8-in. Wt. 1 lb. 4 oz.. 2.49

Extra Silicon-carbide Wheels. 9 KT 14060—6-in. Shpg. wt. 12 oz..99c 9 KT 14061—8-in. Wt. 1 lb. 4 oz..\$1.59



Gem-making Accessories and Supplies

3 Rock Pick. Forged-steel 16-oz. head and handle with rubber grip. 9 KT 3819—Shipping weight 2 lbs....\$5.99

4 3 Templates, Aluminum Scribe. For marking rocks to guide cutting. 63 holes—shapes to match jewelry mountings. Vinyl plastic. 6x9½-in. 9 KT 14202—Shpg. wt. 5 oz....Set \$3.59

5 Rock Scoop. Tubular steel handle. Cast aluminum scoop. Has comfortable plastic grip. 36 in. long. 99 KT 14242C—Shpg. wt. 2 lbs....\$4.49

6 Silicon Carbide Grinding Wheels. Use wet or dry. With 1-inch hole. Bushing for ¼-inch shaft is included.

Catalog Number	Size inches	Grit	Shpg. wt. lbs. oz.	Each
9 KT 64000	6x1	100	2 11	\$3.99
9 KT 64001	6x1	220	2 11	3.99
9 KT 64002	8x1	100	4 10	5.49
9 KT 64003	8x1	220	4 10	5.49
9 KT 64004	8x1½	100	6 10	6.99
9 KT 64005	8x1½	220	6 10	6.99

7 Diamond Blades for rock slabbing and trimming. Cut in either direction for longer life. Fit ½-in. or ¼-in. shaft. Use coolant (8) above, right.

Catalog Number	Diam. in.	Thick. in.	Wt. lbs. oz.	Each
9 KT 14180	6	.032	1 14	\$12.99
9 KT 14181	8	.032	1 11	16.99
9 KT 14182	10	.032	1 14	20.99

8 Coolant for trim saws. Pint can. 9 KT 1429—Wt. 1 lb. 12 oz....Can 79c

9 19-piece Dop Set. Everything you need... alcohol lamp, 4 pieces dopping wax, 12 hardwood dop sticks, 2 metal dops and instructions. 9 KT 14421—Shpg. wt. 1 lb....Set \$2.79


10 Rock-hard Felt Polishing Wheels. Use separate wheel for each polishing compound. Fit 1-in. shafts; bushings for ¼, ⅜ or ½-in. shafts.

Cat. No.	Size	Shpg. wt.	Each
9 KT 14102	6x1 in.	14 oz.	\$6.19
9 KT 14103	8x1 in.	1 lb. 2 oz.	10.99

11 Polishing Compounds. Each in 1-lb. package. Shpg. wt. ea. 1 lb. 5 oz. 9 KT 14030—Levigated Alumina. Pkg. \$1.39 9 KT 14031—Chrome Oxide... Pkg. 1.39 9 KT 14032—Airfloat Tripoli... Pkg. 69c 9 KT 14033—Rouge... Pkg. 89c 9 KT 14034—Tin Oxide... Pkg. 3.19 9 KT 14035—Cerium Oxide... Pkg. 3.99


Silicon Carb. Grind. Comp. 5-lb. can. Wt. 5 lbs. 10 oz. (9 KT 14416, 6 lbs. 6 oz.) 9 KT 14411—60-grit... Package \$3.99 9 KT 14412—80-grit... Package 3.99 9 KT 14413—120-grit... Package 3.99 9 KT 14414—220-grit... Package 3.99 9 KT 14415—400-grit... Package 5.99 9 KT 14416—600-grit... Package 5.99

Grinding-polishing Assortment. Compounds, 1-lb. cans; 3 silicon carbide (1 ea. 80, 220, 400-grit); 1 ea. levigated alumina, tripoli. ½-lb. can tin oxide. 9 KT 14419—Shpg. wt. 6 lbs....\$5.99



6-inch Outfit . . grinder with built-in trim saw includes diamond blade \$109.95

Permanently lubricated ball bearings. 1¼-in. depth of cut. Cuts rocks up to 3 in. thick. Table 9¼x10¼ in.; coolant well in base. Vise holds up to 3-in. piece. Top and bottom halves of housing are 1-piece aluminum castings. Easy wheel change. See-through Lexan® polycarbonate window in top. 12x26x12 in. high. 1-in. shaft. 6-in. diamond blade. Two 6x1-in. grinding wheels; one 6-in. sanding and polishing plate; four 6-in. sanding discs. 3 dop sticks; cement; disc cement. Belt pulleys and directions included. Order ¼-HP motor 99 KT 1211C separately from page 20. 99 KT 1405L—Shipping weight 51 pounds.....\$109.95



Our finest 10-inch Outfit \$249.95

Multi-speed. Motor operates saw and grinding units from separate mounts. Permanently lubricated ball bearings for smooth running and long life. Table for saw and both halves of grinder housing are 1-piece cast aluminum . . . make changing wheels a snap. Includes big 10-in. diamond blade and two 8x1½-in. grinding wheels, 8x1-in. hard-felt wheel, 8x3-in. cushioned drum sander with 4 belts, 8-in. aluminum lap and sanding disc. Pulleys, belt and supply kit incl. With steel stand 20x48x31 in. high. Unassembled. Order two ¼-HP 99 KT 1211C motors from page 20. 99 KT 1422N3—Shipping weight 204 pounds.....\$249.95 99 KT 14216N—Without stand. Shipping weight 170 pounds.... 244.95



Heavy-duty Tumblers

\$44.99

Good-quality. Capacity 12 lbs. (2½ qts.). Fully enclosed base of cast aluminum and steel. Motor can be mounted inside or outside of base. Steel drum with noise-deadening neoprene liner.

Drum mounted on 4 self-aligning bronze bearings. 15x12x11 in. high. Switch, belt, pulley, instructions included. Order ¼-HP motor 99 KT 1210C from page 20. 99 KT 1413C—Wt. 22 lbs. \$44.99



\$74.99

Our finest. The kind used by professionals. 2 rubber-lined steel drums together have 25-lb. (5-qt.) capacity. Drums rotate on two ½-in. steel shafts mounted in self-aligning bronze bearings. Heavy-duty base of cast aluminum and steel. Belt and pulley included. 26x13x12 in. Order ¼-HP motor 99 KT 1211C from page 20. Shipping weight 66 pounds. 99 KT 14241L2.....\$74.99



\$34.99

Low-priced Tumbler. Holds 5 to 6 lbs. Welded steel drum with removable rubber liner; neoprene gasket seals drum opening, prevents leakage. Cast-aluminum and steel base. Extra-large nylon bearings. Fan-cooled motor with belt, pulleys, 6-ft. cord, instructions included. 110-120-v., 60-c. AC. 8½x10x14½ in. high. Shipping weight 22 pounds. 99 KT 1415C.....\$34.99



\$59.99

10-inch Trim Saw. Ball bearings for smooth running, long life. 3½-in. depth of cut (cuts slabs up to 6 in. thick with 10-in. blade). 12x18-in. table. With vision guard, self-feed weight, cable, adjustable rock vise. Belt, pulley included. Blade not included (order 9 KT 14182, left). Order ¼-HP motor 99 KT 1210C from page 20. Shipping weight 36 pounds. 99 KT 1425C.....\$59.99



Carpetmates® Wheel Casters

(1 thru 4) Designed exclusively for use on carpets. Honeycomb-design, white nylon wheels (spherical or disc style) rest *in*—not *on*—carpet pile. Exclusive design and patented differential action help prevent crush, pull or snag of carpet fibers. Single-row ball bearings on 1 3/4-in. size, double-row on others. Attractive brass-plated hood and stem or plate top. 1 3/4-in. size for light-weight furniture; 1 5/8-in. size for medium-weight; 2-in. size for beds and heavy furniture. Choice of grip-neck (stem) or plate-type casters (screws included with plate-type).

Type	Catalog Number	Size in.	Wt. lbs. Oz.		Pkg. of:	Pkg.
Disc-type Wheels						
(1) Plate	9 KT 74421	2	1	2	2	\$2.99
(2) Stem	9 KT 74411	2	1	2	2	2.99
Spherical Wheels						
(3) Plate	9 KT 74212	1 3/4	1	2	4	3.39
(4) Stem	9 KT 74211	1 3/4	1	2	4	3.39
Plate	9 KT 74242	1 5/8	1	5	2	2.29
Stem	9 KT 74241	1 5/8	1	5	2	2.29
Plate	9 KT 74282	2	1	2	2	3.39
Stem	9 KT 74281	2	1	2	2	3.39



5 King-size Bed-frame Casters. 2 3/4 in. wide . . . 2-in. diameter . . . these broad non-marking polystyrene plastic wheels protect floors and carpeting by distributing the weight of the bed over an extra-large area. Fit wood and metal bed frames with 1/2-in. diameter holes. Include special plastic socket. Sturdy, brass-plated steel yoke. Shipping weight 1 pound 4 ounces.

9 KT 74062—Package of 2 Package \$1.79

8 Hooded Casters. For wood office chairs. Soft, 2-in. rubber wheels. Brass-plated steel hood. Grip-neck (socket) type. Double-row ball bearings. Shipping weight 2 pounds 2 ounces.

9 KT 7394—(Package of 4) Package \$3.59

9 Crib and Tea Cart Casters. Soft, 2-in. rubber wheels. Grip-neck (socket) type; brass-plated steel. Single-row ball bearings. Package of 4. Shipping weight 1 pound.

9 KT 73962 Package \$1.39

10 Tea Cart, TV Table Casters. Clear plastic wheels. Grip-neck (socket) type for wood legs. 1-row ball bearings. Brass-plated steel.

9 KT 73703—3-in. Pkg. of 2. Wt. 12 oz. Pkg. 99c

9 KT 73772—2-in. Pkg. of 4. Wt. 1 lb. 3 oz. Pkg. \$1.09

11 Furniture Casters. Grip-neck (socket) type. Brass-plated yokes. Package of 4.

Catalog No.	Wheel	Shpg. wt.	Pkg.
1-row ball bearings. White plastic wheels.			
9 KT 73732	1 3/4 in.	11 oz.	79c
9 KT 73742	1 5/8 in.	1 lb.	\$1.09

Double-row ball bearings. Heavy-duty brown phenolic compound wheels. (Not shown.)

9 KT 73782 1 3/4 in. 14 oz. \$1.69

9 KT 73792 1 5/8 in. 1 lb. 4 oz. 1.89

12 20-Wheel Extendible Rollers for heavy equipment. Simplify moving appliances or furnishings for easier cleaning beneath or behind them. Simplify rearranging, too. Just tilt appliance or furniture and slide roller under corners; raises height 1 1/2 in. Leave rollers in place, if you wish. Rollers support up to 3000 pounds. Each roller has 20 no-mar wheels on 3-in. wide sturdy aluminum frame that adjusts from 18 to 28 in. Shipping weight 3 pounds 2 ounces.

9 KT 74201—(Set of 2) Set \$4.99




Global Casters

(6 and 7) Move your furniture the modern, easy way. Striking global design and gleaming brass-plated finish on steel wheels add decorator flair to all types of furniture for home, office or institution. Choice of stem or plate-top type.

Pre-lubrication of moving parts, plus unique offset construction, provides extra-easy rolling and swiveling . . . even on carpets. Especially well suited for heavy furniture (sofas, dressers, television, etc.). For use on wood legs.

Catalog Number	Size	Shipping weight	Package of:	Package
(6) Grip-neck (stem) type				
9 KT 74033	1 3/8-in.	1 lb. 12 oz.	4	\$4.19
9 KT 74031	2-in.	1 lb. 8 oz.	2	2.79
9 KT 74034	2 3/8-in.	1 lb. 11 oz.	2	3.69
(7) Plate-top type (screws included)				
9 KT 74043	1 3/8-in.	1 lb. 12 oz.	4	4.19
9 KT 74041	2-in.	1 lb. 8 oz.	2	2.79
9 KT 74044	2 3/8-in.	1 lb. 11 oz.	2	3.69



Genuine Philippine Mahogany Shelves

Laminated solid-core construction provides rugged strength. Full-width lauan shelves . . . fit standard-size brackets. Ready for paint or stain.

Catalog Number	Size in.	Shipping weight	Each
9 KT 62961	8x24x $\frac{3}{4}$	2 lbs. 5 oz.	\$1.39
99 KT 62962C	8x36x $\frac{3}{4}$	4 pounds	1.99
99 KT 62963C	8x48x $\frac{3}{4}$	5 pounds	2.59
9 KT 62964	10x24x $\frac{3}{4}$	2 lbs. 13 oz.	1.79
99 KT 62965C	10x36x $\frac{3}{4}$	5 pounds	2.49
99 KT 62966C	10x48x $\frac{3}{4}$	6 pounds	2.99

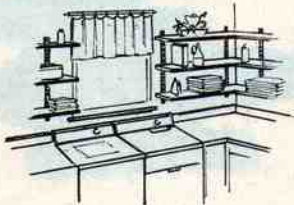
CRAFTSMAN®

Designer Shelves

Hardboard shelves with walnut-grain finish . . . look and feel like fine hardwood. Wipe clean with damp cloth; resist marring, scratching. Hollow-core construction helps prevent warping and twisting. Ready to install . . . no further finishing required.

Catalog Number	Size in.	Shipping weight	Each
99 KT 62951C	6x24x $\frac{3}{4}$	3 pounds	\$2.99
99 KT 62941C	6x36x $\frac{3}{4}$	4 pounds	3.99
99 KT 62952C	8x24x $\frac{3}{4}$	3 pounds	2.99
99 KT 62943C	8x36x $\frac{3}{4}$	5 pounds	3.99
99 KT 62944C	8x48x $\frac{3}{4}$	6 pounds	4.99
99 KT 62945C	10x36x $\frac{3}{4}$	6 pounds	4.99
99 KT 62946C	10x48x $\frac{3}{4}$	7 pounds	6.49
99 KT 62947C	12x36x $\frac{3}{4}$	7 pounds	5.99
99 KT 62948L	12x48x $\frac{3}{4}$	9 pounds	7.49

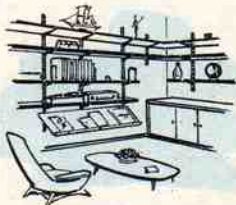
Magazine Shelf and Desk Shelf. Walnut-grained hardboard; hollow-core construction. Top and edges protected from stains, scratches by melamine plastic. Magazine shelf 14x35 $\frac{1}{2}$ x $\frac{3}{4}$ in.; desk shelf 18x35 $\frac{1}{2}$ x $\frac{3}{4}$ in. 99KT62979L—Mag. Shelf. Wt. 6 lbs. \$7.49 99KT62989L—Desk Shelf. Wt. 8 lbs. . . 6.99



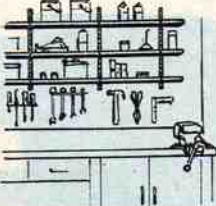
KITCHEN OR UTILITY ROOM




BEDROOM OR GUEST ROOM



FAMILY ROOM OR DEN



WORKSHOP OR GARAGE



Heavy-duty Steel Bracket

Similar to shelf brackets at right but no hook on end. For desk shelf or heavy loads. With 2 clips and suction cups. Antique-copper finish. 16 in. wide. Shipping weight 1 pound 3 ounces.

9 KT 62701..... Each \$1.69

Screws for wall standards at right. 1 $\frac{1}{4}$ -in. No. 6. Steel flat head. Box of 10.

Shipping weight 3 ounces.
 9 KT 71938—Antique-copper plated..... Box 25c
 9 KT 7193—Satin-zinc plated..... Box 25c
 9 KT 71937—Satin-bronze plated..... Box 25c
 9 KT 71939—Satin-black finish..... Box 25c

Hollow-wall Anchors for standards. Pkg. of 2.

Catalog No.	Type of screws	Shpg. wt.	Pkg.
9 KT 71676...	Antique-copper plated	...3 oz.	...29c
9 KT 7167...	Satin-zinc plated	...3 oz.	...29c
9 KT 71675...	Satin-bronze plated	...3 oz.	...29c
9 KT 71677...	Satin-black finish	...3 oz.	...29c

Wall Standards, Adjustable Brackets

Steel. Use any shelving actual width of bracket (not included). Orders screws below.

1 Wall Standards. Bracket slots at 1-inch intervals.

Finish	Catalog Number	Length	Shpg. wt. lbs. oz.	Each
Satin-zinc finish	9 KT 62776	24 in.	.. 11	69c
	99 KT 62777C	36 in.	.. 1	89c
	99 KT 62778C	48 in.	.. 2	\$1.19
	99 KT 62779L	72 in.	.. 2	1.59
Antique-copper finish	9 KT 62746	24 in.	.. 11	79c
	99 KT 62747C	36 in.	.. 1	\$1.19
	99 KT 62748C	48 in.	.. 2	1.59
	99 KT 62749L	72 in.	.. 2	2.29
Satin-bronze finish	9 KT 62676	24 in.	.. 11	79c
	99 KT 62677C	36 in.	.. 1	\$1.19
	99 KT 62678C	48 in.	.. 2	1.59
	99 KT 62679L	72 in.	.. 2	2.29
Satin-black finish	9 KT 62836	24 in.	.. 11	79c
	99 KT 62837C	36 in.	.. 1	\$1.19
	99 KT 62838C	48 in.	.. 2	1.59
	99 KT 62839L	72 in.	.. 2	2.29

2 Hooked Cantilever Shelf Brackets.

Finish	Catalog No.	Width	Shpg. wt. Each
Satin-zinc finish	9 KT 62770	6 in.	5 oz. 49c
	9 KT 62771	8 in.	6 oz. 59c
	9 KT 62772	10 in.	7 oz. 59c
	9 KT 62773	12 in.	8 oz. 69c
Antique-copper finish	9 KT 62774	14 in.	9 oz. 79c
	9 KT 62740	6 in.	5 oz. 59c
	9 KT 62741	8 in.	6 oz. 69c
	9 KT 62742	10 in.	7 oz. 69c
Satin-bronze finish	9 KT 62743	12 in.	8 oz. 79c
	9 KT 62744	14 in.	9 oz. 89c
	9 KT 62670	6 in.	5 oz. 59c
	9 KT 62671	8 in.	6 oz. 69c
Satin-black finish	9 KT 62672	10 in.	7 oz. 69c
	9 KT 62673	12 in.	8 oz. 79c
	9 KT 62674	14 in.	9 oz. 89c
	9 KT 62830	6 in.	5 oz. 59c
Satin-black finish	9 KT 62831	8 in.	6 oz. 69c
	9 KT 62832	10 in.	7 oz. 69c
	9 KT 62833	12 in.	8 oz. 79c
	9 KT 62834	14 in.	9 oz. 89c

Adjustable Brackets for Magazine Shelves or to mount shelves at 15°, 30°, 45° or 60° angles. 14 in. wide. Steel. 9KT62745—Antique-copper. Wt. 12 oz. \$1.39 9KT62775—Satin-zinc. Wt. 12 oz. . . 1.29 9KT62675—Satin-bronze. Wt. 12 oz. . . 1.39 9KT62835—Satin-black. Wt. 12 oz. . . 1.39

Adjustable Shelving

Here's shelving that combines smart design and beautiful finish with saving of floor space, convenient location and almost unlimited flexibility of arrangement and storage capacity. Choice of wall-mounted or non-mounted standards, attractive shelves and streamlined adjustable brackets. For wall-mounted shelving, see facing page.

Put up shelves anywhere without anchoring to wall

(1 and 4) Steel with antique-copper finish. Order shelves and antique-copper finish brackets from facing page.


1 Free-Stand'r. Use shelf brackets on either or both sides of Free-Stand'r. Use 1 brace panel (2) at top and 1 at bottom of 80-in. size; use 1 or 2 panels with 40-in. size. Two Free-Stand'rs with 1 brace panel make unit 26 in. wide; each additional Free-Stand'r with panel increases width 25 in. (add any number you wish).
99 KT 62786C—40-in. Wt. 5 lbs. Ea. \$9.95
99 KT 62782L—80-in. Wt. 8 lbs.. Ea. 11.95

2 Brace Panel. Walnut-finished steel. 10x24 in. wide. 4 screws and nuts.
9 KT 62783—Wt. 4 lbs. 12 oz. Each \$4.95


3 Decorative Finial. Steel with antique-copper finish. Fits (1), (4).
9 KT 62784—Shpg. wt. 11 oz. Each \$1.99

4 Wall-Stand'rs. When used with brace panels (2), Wall-Stand'rs support shelves without being screwed, bolted or anchored to walls. Use 1 panel for light shelf loads, 2 for heavier loads. Protective wall and floor pads included. Legs adjust.
99 KT 62785C—40-in. Wt. 4 lbs. Ea. \$5.95
99 KT 62781L—80-in. Wt. 7 lbs.. Ea. 7.95

Angled Panel Mounting Clip Set (not shown). Use on (1) to hold any type of divider panel up to 3/4 inches thick. Not needed with brace panel (2).
9 KT 6274—Shpg. wt. 7 oz.....Set 99c



Hardware for cabinets and cupboards



1 Lid Support. For chests, cabinets, boxes with lift lid or top. Adjustable. Friction screw holds lid in position. Brass-plated finish. 6 in. long. 9 KT 7269—Shipping weight 4 oz. Each 69c

2 Fall Support. For chests, etc. Props top open. 8 3/4 inches long. Steel plated. Package of 2. 9 KT 7230—Shipping weight 6 oz. Pkg. 79c

3 Double Roller Catch. Rubber rollers. Fits flush or offset doors. 9 KT 6105—Shipping weight 3 oz. Each 39c

4 Cabinet Hinges. Wrought steel. Antique brass finish. Package of 2. 9 KT 5878—1 1/2 in. Shpg. wt. 4 oz. Pkg. 65c
9 KT 5879—2 in. Shpg. wt. 5 oz. Pkg. 69c

5 Suitcase Catch. Also for chests-drawers, etc. 2 3/4 inches long. Steel, dull brass-plated. With sheet-metal screws. Package of 2. 9 KT 5874—Shipping weight 5 oz. Pkg. 99c

16 Baseboard-type Door Stop. Cast alloy metal with non-marring rubber tip. Screw. Dull brass plated. 3-inch projection. Shipping weight 4 ounces. 9 KT 5960.....25c

17 Floor type. Steel screw. Non-marring rubber tip. 1 3/4-inch projection. Dull brass plated. Shipping weight 4 ounces. 9 KT 5962.....29c

18 Flexible baseboard type. Steel spring, metal base and screw. Brass plated. 3-inch projection. Shipping weight 3 ounces. 9 KT 5966.....19c

19 Adjustable hinge-pin type. Comes with double rubber shock absorbers to absorb jolts. Brass plated. Screw included. Shipping weight 5 ounces. 9 KT 5957.....45c

23 Narrow Adjustable Shelf Support Set. Can be flush or surface mounted. Use in bookcases, cabinets, etc. Nail in brackets, shelf supports snap on. Supports up to 4 shelves. Zinc plated. Four 24-inch strips marked in inches for leveling shelves. 16 quickly-inserted clips for spacing. Nails are included. 9 KT 6277—Wt. 1 lb. 9 oz. Set \$1.99

24 One-piece Steel Shelf Bracket, Gray finish. Package of 2. No screws.

Catalog Number	Size inches	Wt. lbs. oz.	Pkg.	Six pkgs.
9 KT 72931*	4X5	8	25c	\$1.32
9 KT 72932†	6X8	13	35c	1.86
9 KT 72933‡	8X10	16	45c	2.40
9 KT 72934§	10X12	13	79c	4.02

25 Wrought-iron Shelf Brackets. Screws. Package of 2.

Size inches	Weight lbs. oz.	Black finish Catalog No.	Pkg.
4X3	8	9 KT 62421	\$1.19
6X4	11	9 KT 62422	1.49
8X6	17	9 KT 62423	1.99
10X7	22	9 KT 62424	2.89

Size in.	Shipping weight	Copper finish Catalog No.	Pkg.
4X3	8 oz.	9 KT 62425	\$1.39
6X4	1 lb.	9 KT 62426	1.59
8X6	1 lb. 10 oz.	9 KT 62427	2.19
10X7	2 lbs. 7 oz.	9 KT 62428	3.19

*Use 12 3/4 in. x 6 screws. †Use 8 1/2 in. x 8, 8 3/4 in. x 8 screws. ‡Use 8 1/2 in. x 8, 8 3/4 in. x 9 screws. §Included. Screws not included.

6 Semi-concealed type Hinges. Jamb leaf height 2 1/2 inches. Steel. Package of 2. Shipping weight pkg. 6 oz. For flush doors 3/4 inch thick.

9 KT 6315—Chrome-plated.....Pkg. 65c
9 KT 63152—Brass plated.....Pkg. 75c
9 KT 63153—Copper plated.....Pkg. 75c
For overlapping doors. 3/8-inch inset.
9 KT 6015—Charcoal-black trim...Pkg. 65c
9 KT 6052—Antique copper color...Pkg. 75c
9 KT 6304—Buffed, chrome plated...Pkg. 65c
9 KT 6116—Antique English.....Pkg. 75c
9 KT 56316—Spanish silver color...Pkg. 75c

7 Cupboard Turns. 2 1/2 x 1 3/8-inch steel. Strong spring. Shipping wt. 5 oz. 9 KT 6126—Dull brass plated.....Each 55c
9 KT 6127—Nickel plated.....Each 55c

8 Self-closing Hinges. Compression coil spring. Doors automatically close 35° from cabinet frame. Steel. For 3/8-in. inset overlapping doors. Package of 2. Shipping weight 7 oz. 9 KT 60571—Chrome plated. Package 95c
9 KT 60572—Copper-color...Package 95c

20 Economy Magnetic Cabinet Door Catch. Beige-color plastic case. 1x2x1 1/2 inch. Shipping weight each 4 ounces. 9 KT 6130.....Each 29c; 6 for \$1.50

21 CRAFTSMAN Alnico-Magnet Cabinet Door Catch. Brass-plated strike. Beige-color plastic case. 1 1/2 x 1 1/2 x 3/8 inch. Shipping weight each 3 ounces. 9 KT 6135.....Each 39c; 3 for 99c

22 CRAFTSMAN Magnetic Door Catch. Securely holds small, closet and cabinet doors of all types. Three powerful, permanent magnets attached to swivel. Designed to make and hold positive contact. Quick 3-screw installation. 2 1/2 x 1 1/2 inches high. All metal. Shipping weight each 5 ounces. 9 KT 6136.....Each 75c; 3 for \$1.98

26 Adjustable Shelf and Pole Bracket. Steel. Holds shelf up to 12 inches deep (front to back). For 1 1/2-inch pole. Bottom support swings aside. Screws included. Shipping weight 1 pound 4 ounces 9 KT 7292.....Each 89c.

27 Shelf Hangers. Made of steel. Use in basements, attic, garage. Attach to joists. For shelves up to 12 inches deep. Bottom of hangers have loops for attaching more hangers. Slip onto 3/4-inch rod. (Shelves are not included.) Package of 2. Shipping weight 1 pound 6 ounces. 9 KT 7294.....Package 79c

28 Inside Corner Shelf Braces. Zinc-plated steel. 1 3/8 x 1 3/8 x 3/4 inches. Screws. Package of 4. Shipping weight 5 ounces. 9 KT 7286.....Package 39c

29 L-shaped Shelf Supports. For adjustable book shelves. Rust-resisting dull brass finish steel. 3/8-inch stem has 1/4-inch diameter. 1/2-inch wide support. Package of 12. Shipping weight 4 ounces. 9 KT 6189.....Package 59c

All items on these two pages include necessary installation screws unless otherwise specified.

9 Drawer, Chest Lock. Brass-plated steel. Fastens inside. 2x1 1/4 in. Two or more are keyed alike. Key. 9 KT 5860—Shipping weight 4 oz. Each 85c

10 Cabinet Hinges. 2 3/4 in. high; 3/8 in. inset. For overlapping doors. Steel. Package of 2. Shpg. wt. 6 oz. 9 KT 6316—Polished chrome plated. Pkg. 55c
9 KT 6329—Prime coated.....Pkg. 39c
9 KT 6291—Copper plated.....Pkg. 55c

11 Drawer, Door Lock. Fits wood 1/2 to 1 1/4 in. thick. Plate tumbler cylinder. 3/8-in. diameter brass cylinder with stainless steel cap. Individually keyed. Two keys. Screws not included. 9 KT 5866—Shipping wt. 6 oz. Each \$1.99

12 Drawer-Door Lock. Surface-type. 1 5/8 x 1 7/8 x 1 1/8 inches. Fits wood to 1 3/8 inch thick. 3/8-inch cylinder. Brass plated. Two or more are keyed alike. Two keys. 9 KT 5865—Shipping wt. 6 oz. Each \$1.89

(13 and 14) Concealed pivot-type Cabinet Hinges. For 3/4-in. doors that overlay cabinet frames. Pkg. of 2.

13 Vertical frame. Zinc plated. 9 KT 6341—Shpg. wt. 6 oz. Pkg. 55c
Vertical frame. Satin copper. 9 KT 63411—Shpg. wt. 7 oz. Pkg. 69c

14 Horizontal frame. Shipping weight 6 ounces. 9 KT 6342—Zinc plated.....Pkg. 55c
9 KT 63422—Satin copper.....Pkg. 69c

15 Continuous-style Hinges. Steel, brass-plated finish.

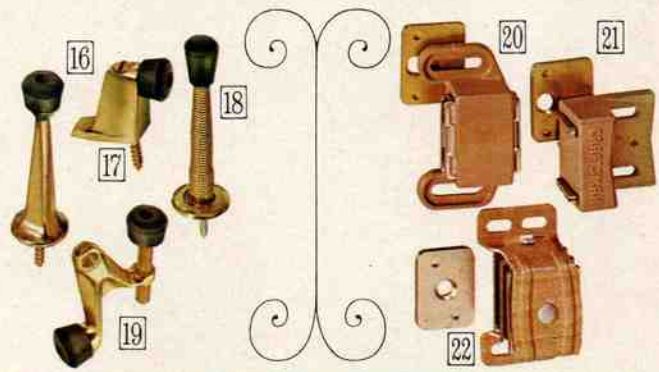
24x1 1/16 inches wide. 9 KT 5890—Shpg. wt. 14 oz. Each \$1.39

30x1 1/8 inches wide. 99 KT 58902C—Shpg. wt. 1 lb. Each 1.99


48x1 1/2 inches wide. 99 KT 58903C—Shpg. wt. 2 lbs. Each 2.99

Convenient Door Stops

Magnetic Catches



Brackets and Hooks



Contemporary

- 1 Door and Drawer Pull.** Metal. Swept-wing design. $3\frac{3}{4}$ in. long. $2\frac{3}{4}$ in. between holes. Shpg. wt. 4 oz.
 9 KT 5923—Pol. chrome-plated. .39c
 9 KT 5924—Brass-plated.39c
 9 KT 5925—Copper-plated.39c
 9 KT 5926—Satin-chrome plated.45c

- 2 Open Knob.** Die-cast zinc. $1\frac{1}{2}$ -inch diameter. Shpg. wt. 4 oz.
 9KT60506—Antique copper finish.59c
 9KT60505—Ivory and gold color. .59c
 9KT60507—Antique brass finish. .59c
 9KT56317—Spanish silver color. .59c

- 3 Sunburst Knob.** Die-cast zinc. $1\frac{1}{4}$ -inch diameter. Shpg. wt. 4 oz.
 9 KT 60504—Brass finish.59c
 9 KT 60503—Copper finish.59c

- 4 Concave Knob.** Metal. A modern design. Plated finish gives lasting beauty. See backplate (5).

Cat. No.	Finish	Diameter	Wt.	Each
9 KT 6018	Chrome	$1\frac{1}{16}$ in.	3 oz.	29c
9 KT 6019	Chrome	$1\frac{1}{2}$ in.	3 oz.	39c
9 KT 6020	Chrome	2 in.	5 oz.	49c
9 KT 6028	Brass	$1\frac{1}{16}$ in.	3 oz.	29c
9 KT 6029	Brass	$1\frac{1}{2}$ in.	3 oz.	39c
9 KT 6030	Brass	2 in.	5 oz.	49c

- 5 Backplate for concave knob (4) above.** Metal. Comes in two attractive finishes to match the finish on the knob of your choice. Enjoy the lasting beauty of dull chrome-plated alloy or solid brass.


Catalog Number	For knob diam.	Finish	Diam. inches	Wt. oz.	Ea.
9 KT 6024	$1\frac{1}{8}$	Chrome	$1\frac{5}{8}$	2	19c
9 KT 6128	$1\frac{1}{2}$	Chrome	$2\frac{3}{8}$	3	29c
9 KT 6025	$1\frac{1}{8}$	Brass	$1\frac{5}{8}$	2	25c
9 KT 6139	$1\frac{1}{2}$	Brass	$2\frac{3}{8}$	3	35c

- 6 Cabinet Pull.** Die-cast zinc. 3 in. between holes. $4\frac{1}{8}$ inches long. Chrome-plated. See backplate (7).
 9 KT 6166—Shpg. wt. 4 oz.29c

- 7 Backplate for cabinet pull (6) above.** Die-cast zinc. Chrome-plated finish. $5\frac{1}{4}$ inches long.
 9 KT 6167—Shipping wt. 3 oz.29c

- 8 Open Pull.** Die-cast zinc 3 in. between holes. Shpg. wt. 4 oz.
 9KT60471—Antique copper finish.65c
 9KT60472—Antique brass finish. .65c
 9KT60409—Ivory and gold color. .65c
 9KT56315—Spanish silver color. .65c

- 9 Sunburst Pull.** Die-cast zinc. $4\frac{3}{8}$ inches long. 3 inches between holes. Wt. 4 oz.
 9KT60407—Antique copper finish.65c
 9KT60408—Antique brass finish. .65c



Ceramic Knobs for Furniture and Cabinets. Pure white . . will not yellow, craze or crack. All wipe clean with application of a damp cloth. See descriptions and order from table below. Screws included.

(10 thru 12) Plain round Center-bolt Knobs. Long brass center bolt. Package of 2.

13 Plain round Knobs. With brass base and metal plug for hidden mounting.

14 Plain Solid-face Knob. Metal plug for hidden mounting.

(15 thru 16) Plain Sphere-shaped Knobs. Solid faces. Permanent metal mounting plugs.

(17 thru 19) Patterned. Lifetime finish. Designs applied by hand and permanently fired. 22-karat gold trim on all patterns . . don't rub while cleaning these. Permanent metal mounting plug.

(17) **Eagle Pattern.** Bald eagle surrounded by stars.

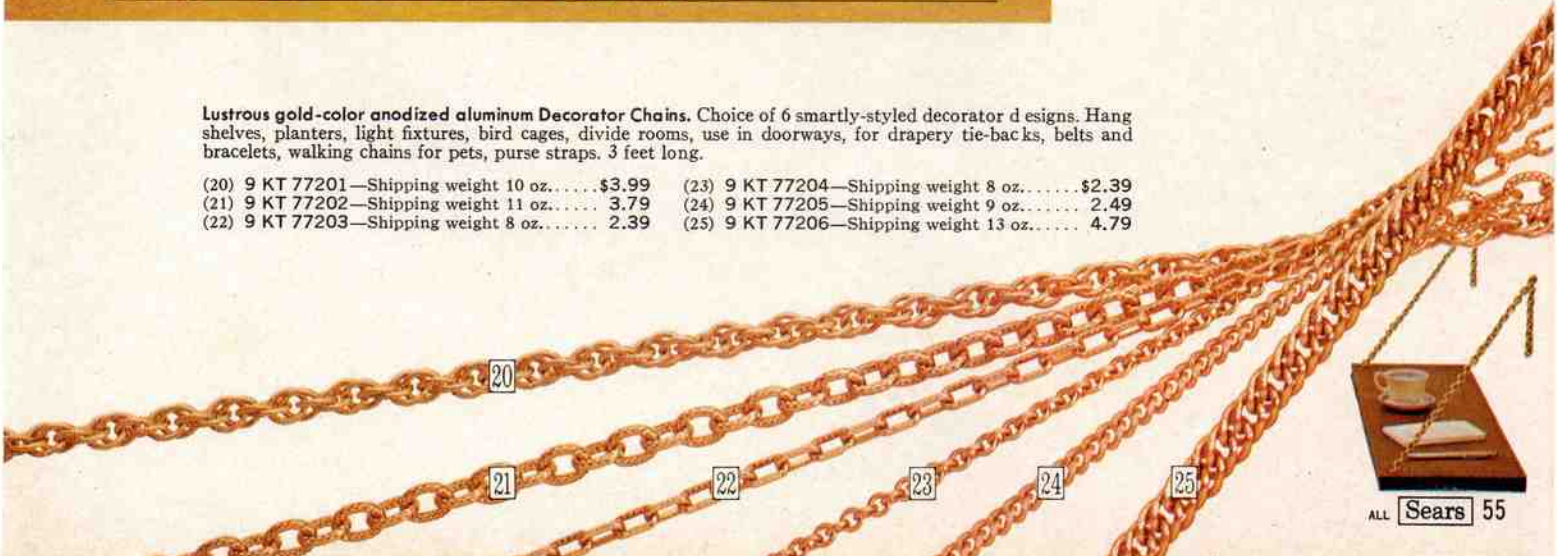
(18) **Fleur-de-lis Pattern.** Graceful, popular design.

(19) **Dresden Pattern.** Delicaté rose design . . very feminine.

Type	Diameter	Catalog Number	Wt.	Price	Type	Diameter	Catalog Number	Wt.	Each
(10)	$\frac{3}{4}$ inch	9 KT 56411	4 oz.	Pkg. 49c	(15)	1 inch	9 KT 56476	4 oz.	75c
(11)	1 inch	9 KT 56412	4 oz.	Pkg. 49c	(16)	$1\frac{1}{4}$ inch	9 KT 56405	4 oz.	79c
(12)	$1\frac{1}{8}$ inch	9 KT 56413	6 oz.	Pkg. 49c	(17)	$1\frac{3}{8}$ inch	9 KT 56404	3 oz.	79c
(13)	1 inch	9 KT 56478	3 oz.	Each 69c	(18)	$1\frac{1}{2}$ inch	9 KT 56403	4 oz.	79c
(14)	$1\frac{1}{8}$ inch	9 KT 56471	3 oz.	Each 65c	(19)	$1\frac{1}{4}$ inch	9 KT 56401	4 oz.	79c

Lustrous gold-color anodized aluminum Decorator Chains. Choice of 6 smartly-styled decorator designs. Hang shelves, planters, light fixtures, bird cages, divide rooms, use in doorways, for drapery tie-backs, belts and bracelets, walking chains for pets, purse straps. 3 feet long.

- (20) 9 KT 77201—Shipping weight 10 oz. . . . \$3.99
 (21) 9 KT 77202—Shipping weight 11 oz. . . . 3.79
 (22) 9 KT 77203—Shipping weight 8 oz. 2.39
 (23) 9 KT 77204—Shipping weight 8 oz. \$2.39
 (24) 9 KT 77205—Shipping weight 9 oz. 2.49
 (25) 9 KT 77206—Shipping weight 13 oz. . . . 4.79



Country Style



1 "H" Hinge. Forged iron. $3\frac{1}{2} \times 1\frac{3}{8}$ inches. Package of 2.
Shipping weight 6 ounces.

Antique copper finish.
9 KT 5318—Flush.....Pkg. 69c
9 KT 5319—Offset $\frac{3}{8}$ inch.....Pkg. 75c

Dull-black finish.
9 KT 5607—Flush.....Pkg. 55c
9 KT 5608—Offset $\frac{3}{8}$ inch.....Pkg. 65c

2 Knob. Forged iron. $1\frac{1}{8}$ -inch diameter.
1-inch projection.
Shipping weight 4 ounces.
9 KT 5332—Antique copper finish... 45c
9 KT 5632—Dull-black finish..... 35c

3 Knob. Forged iron. $\frac{7}{8}$ -inch diameter,
 $\frac{1}{2}$ -inch projection.
Antique copper finish.
9 KT 5333—Shipping wt. 4 oz..... 35c


Dull-black finish.
9 KT 5633—Shipping wt. 4 oz..... 29c

4 Cabinet Hinge. Metal. Antique copper plated. Semi-concealed. For $\frac{3}{4}$ -inch inset overlapping doors. Jamb leaf height $3\frac{3}{4}$ inch. Package of 2.
9 KT 5343—Shipping wt. 6 oz..Pkg. 75c

As above, but dull black.
9 KT 5615—Shipping wt. 6 oz..Pkg. 65c

5 Cabinet Door Pull. $5 \times \frac{7}{8}$ inches wide.
Forged iron. $3\frac{1}{2}$ inches between holes.
Shipping weight 4 ounces.
9 KT 5335—Antique copper finish... 35c
9 KT 5619—Dull-black finish..... 25c

All necessary braces and/or screws are included with all items on these 2 pages.





- 1 Steel Knob with backplate. 6 $\frac{3}{4}$ -inch backplate.
9 KT 56131—Antique brass finish. Wt. 4 oz... \$1.09
- 2 Keyhole Cover. Die-cast zinc. 1 $\frac{1}{16}$ x1 $\frac{1}{16}$ in. wide.
9 KT 56132—Antique brass finish. Wt. 2 oz.... 50c
- 3 Knob. 1-inch diameter. Steel. Antique brass finish.
9 KT 5613—Shipping weight 3 ounces..... 70c
- 4 Knob with backplate. Die-cast zinc $\frac{7}{16}$ inches wide.
5 $\frac{1}{2}$ -inch plate. Shipping weight 5 ounces.
9 KT 56303—Antique brass finish..... 89c
9 KT 56309—Spanish silver color..... 89c
- 5 Knob with backplate. Metal. 4x $\frac{5}{8}$ inches wide.
9 KT 56169—Antique brass finish. Wt. 6 oz... \$1.00
- 6 Drop Pull. Die cast zinc. 2 $\frac{3}{4}$ x1 $\frac{3}{8}$ inches.
9 KT 56158—Antique brass finish. Wt. 4 oz... 1.00
- 7 Knob. Die-cast zinc. 1 inch diameter. For backplate,
see (8) below. Shipping weight 4 ounces.
9 KT 56125—Old iron finish..... 59c
9 KT 56126—Antique brass finish..... 59c
- 8 Backplate for (7). Die-cast zinc. 2 $\frac{1}{2}$ in. long.
9 KT 56181—Old iron finish. Wt. 3 oz..... 59c
9 KT 56182—Antique brass finish. Wt. 3 oz..... 59c
- 9 Drawer Pull. Steel. Antique brass finish. Swinging
handle.
With 3 $\frac{1}{2}$ x2 $\frac{1}{4}$ -inch base plate. 2 $\frac{1}{2}$ in. between holes.
9 KT 5626—Shipping weight 3 ounces..... 59c
With 3 $\frac{1}{2}$ x2 $\frac{1}{2}$ -in. base plate. 3 in. between holes.
9 KT 5627—Shipping weight 3 ounces..... 59c
- 10 Pull. Die-cast zinc. Rigid bail. Antique brass finish.
2 $\frac{1}{2}$ x7 inches long. 4 inches between holes.
9 KT 56162—Shipping weight 6 ounces..... \$1.50
- 11 Backplate for (12) below. Die-cast zinc. Wt. 4 oz.
With 3 inches between holes. 3 $\frac{1}{32}$ inches long.
9 KT 56183—Old iron finish..... 75c
9 KT 56184—Antique brass finish..... 75c
With 4 $\frac{1}{2}$ inches between holes. 5 $\frac{1}{2}$ inches long.
9 KT 56185—Old iron finish..... \$1.00
9 KT 56186—Antique brass finish..... 1.00
- 12 Pull. Die-cast zinc. Backplate (11) above. 3 inches
between holes. 5 $\frac{1}{16}$ inches long. Wt. 5 oz.
9 KT 56121—Old iron finish..... 89c
9 KT 56122—Antique brass finish..... 89c
4 $\frac{1}{2}$ inches between holes. 6 $\frac{3}{64}$ in. long. Wt. 7 oz.
9 KT 56123—Old iron finish..... \$1.25
9 KT 56124—Antique brass finish..... 1.25
- 13 Pull. Die-cast zinc. 3 inches between centers. 5 $\frac{3}{4}$
inches long. Shipping weight 5 ounces.
9 KT 56301—Antique brass finish..... 59c
9 KT 56308—Spanish silver color..... 59c
- (14 and 15) Colonial Pulls. Die-cast zinc. Antique
brass finish.
- 14 2 $\frac{1}{2}$ inches between holes. 3 $\frac{9}{16}$ x2 $\frac{1}{2}$ inches.
9 KT 56135—Shipping weight 5 ounces.... \$1.30
3 inches between holes. 4x2 $\frac{1}{16}$ inches.
9 KT 56136—Shipping weight 6 ounces..... 1.50
- 15 2 $\frac{1}{2}$ inches between holes. 4 $\frac{3}{8}$ x2 $\frac{1}{8}$ inches.
9 KT 56133—Shipping weight 5 ounces..... 1.45
3 inches between holes. 5 $\frac{1}{4}$ x2 $\frac{3}{8}$ inches.
9 KT 56134—Shipping weight 6 ounces..... 1.70
- 16 Pure-white Porcelain-finish Drawer Knob. With
black bolts.

Catalog Number	Diameter	Shipping weight	Each
9 KT 56331	$\frac{3}{4}$ inch	2 ounces	25c
9 KT 56332	1 inch	2 ounces	29c
9 KT 56333	1 $\frac{1}{8}$ inch	3 ounces	35c

- 17 Cabinet Hinge. For overlapping doors with $\frac{3}{8}$ -in.
inset. 3 $\frac{3}{8}$ x2 inches wide. Steel. Package of 2.
9 KT 56306—Antique brass finish. Wt. 6 oz. Pkg. 89c
9 KT 56313—Spanish silver color. Wt. 6 oz. Pkg. 89c
- 18 Knob. Die-cast zinc. 1 $\frac{1}{16}$ inch diameter. Wt. 4 oz.
9 KT 56305—Antique brass finish..... 45c
9 KT 56312—Spanish silver color..... 45c





Classic Style



(1 thru 3) shown on facing page.

1 Knob with backplate. Metal. $\frac{3}{8}$ in. wide. $5\frac{1}{16}$ -inch plate. Wt. 4 oz. 9KT56145—Antique brass finish. \$1.35

2 Knob with backplate. Die-cast zinc. $1\frac{3}{16}$ inch wide. $5\frac{1}{16}$ -inch plate. Shipping weight 5 oz. 9KT56304—Antique brass finish. 99c 9KT56311—Spanish silver color. 99c

3 Drawer Pull. Metal . . . antique brass finish. Swinging handle.

With $2\frac{1}{4} \times 1\frac{1}{8}$ -inch base plate.
9 KT 5622—Shpg. wt. 3 oz. 69c

With $3\frac{1}{4} \times 2\frac{3}{8}$ -inch base plate.
9 KT 5623—Shpg. wt. 3 oz. 75c



8 French Provincial Knob. Steel. Antique brass finish. Wt. 4 oz.
 9 KT 56862—1 1/8-in. diameter 59c
 9 KT 56864—1 1/4-in. diameter 69c

9 Pull. Metal. 5 3/4 x 1 3/4 in. 4 1/2 in. between holes. Shpg. wt. 4 oz.
 9KT56155-White, brass finish \$1.09
 9KT56156-Antique brass finish 1.09

10 Pull. Die-cast zinc. 3 in. between holes. 5 5/8-in. long. Wt. 5 oz.
 9KT56302-Antique brass finish 65c
 9KT56307-Spanish silver color 65c

11 Pendulum Pull. Metal. 3 5/8 inches high.
 9 KT 5614—Shpg. wt. 4 oz. . \$1.09

12 Pull. Die-cast zinc. 3 inches between holes. 4 3/4 inches long. See backplate (13) below. Wt. 5 oz.
 9KT56112-Antique brass finish 69c
 9KT56113-White-gold color. . . 79c

13 Backplate for (12) above. Die-cast zinc. 3 in. between holes. 5 3/4 in. long. Shipping wt. 4 oz.
 9KT56114-Antique brass finish 85c
 9KT56115-White-gold color. . . 95c

(14 and 15) Set off period furniture with hardware that lends a touch of authenticity. All the grace of classic styling is brought out by these delicate designs. See (23) also.

14 Cabinet Knob. Die-cast zinc. 1 1/4-in. diameter. Projects 1 in. Shipping weight 4 ounces.
 9KT56931-Antique brass finish 49c
 9KT56932-Antique copper finish 49c
 9KT56933-Ivory-gold color. . . 59c

15 Drawer Pull. Die-cast zinc. 4 3/4 inches long. 3 in. between holes. Shipping weight 4 ounces.
 9KT56891-Antique brass finish 49c
 9KT56892-Antique copper finish 49c
 9KT56893-Ivory-gold color. . . 59c

16 Knob with plate. Metal with brass finish. 2 3/4-in. diam. overall.
 9 KT 56138—Shpg. wt. 7 oz. \$1.35

17 Knob with plate. Die-cast zinc. Eye-catching antique brass finish. 3 3/4 in. long; 1 3/8-in. wide.
 9 KT 56168—Shpg. wt. 4 oz. \$1.00

18 Knob. Die-cast zinc. 1 1/4-in. diam. See backplate (19) below. Shipping weight 4 ounces.
 9KT56116-Antique brass finish 59c
 9KT56117-White-gold color. . . 69c


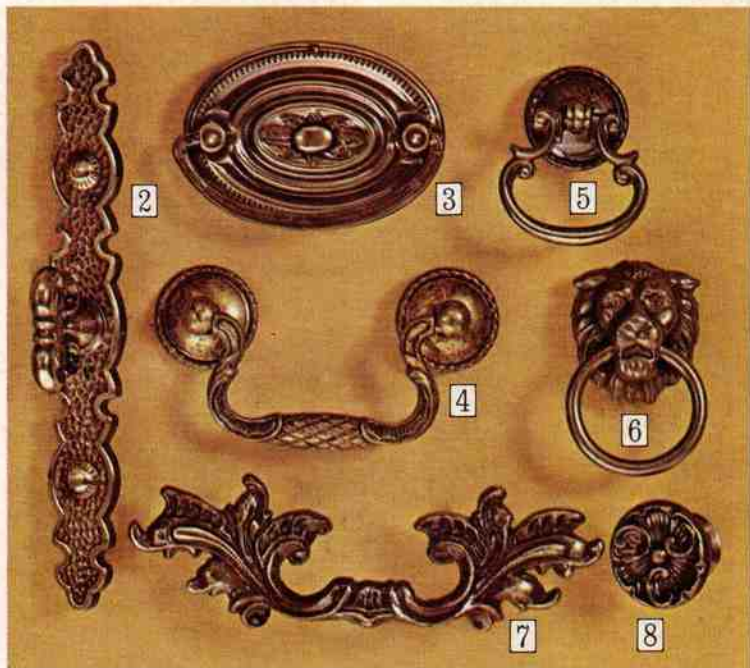
19 Backplate for (18) above. Die-cast zinc. 2-inch diameter. Shipping weight 4 ounces.
 9KT56118-Antique brass finish 59c
 9KT56119-White-gold color. . . 69c

20 Fleur-de-lis Pull. Metal. Fixed type. 2 1/2 x 3 1/4 in. high. Wt. 6 oz.
 9KT60404-Antique copper finish 79c
 9KT60405-Antique brass finish 79c
 9KT56314-Spanish silver color 79c

21 Ring Pull. All metal. Attractive antique brass finish. 2 3/4 in. wide. Shipping weight 5 ounces.
 9 KT 56164..... \$1.30

22 Ring Pull. Die-cast zinc. Antique brass finish. Diameter 3 1/2 in. 2 1/2 in. between holes, top, bottom.
 9 KT 56167—Shpg. wt. 8 oz. \$1.70

23 Cabinet Hinge. Steel. Height 3 3/8 in.; 3/8-in. inset. Pkg. of 2. Antique copper finish.
 9 KT 56923—Wt. 6 oz. . . Pkg. 75c
 Antique brass finish.
 9 KT 56921—Wt. 6 oz. . . Pkg. 75c
 Ivory-gold color.
 9 KT 56924—Wt. 6 oz. . . Pkg. 85c



4 Pull. Metal. Attractive gilt finish. Swing handle. 1-inch plates. 2 1/2 inches between holes.
 9 KT 5629—Shpg. wt. 3 oz. . . 69c
 1 1/4-inch plates. 3 in. between holes.
 9 KT 5630—Shpg. wt. 3 oz. . . 75c

5 Ring Pull. 1 7/8 in. wide bail. 1 bore. Steel; antique brass finish.
 9 KT 56863—Shpg. wt. 3 oz. . . 59c

6 Lion Pull. 1 5/8 in. diameter. 1 bore. Steel; antique brass finish.
 9 KT 5686—Shpg. wt. 3 oz. . . 59c

7 French Provincial Pull. Steel with attractive antique brass finish. 2 1/2 inches between holes, 4 3/4 in. long.
 9 KT 56831—Shpg. wt. 5 oz. . . 75c
 3 inches between holes, 5 3/4 in. long.
 9 KT 56832—Shpg. wt. 5 oz. . . 85c
 3 1/2 inches between holes, 7 in. long.
 9 KT 56833—Shpg. wt. 6 oz. . . 95c

All necessary brads and/or screws are included with all items on these 2 pages.

Most secure Night Lock we sell!

1 Tremendous resistance to drilling, jimmying. *Double bitted key can be duplicated only at factory.* Passed rigid government tests. Interlocking deadbolts. 8-pin cylinder. Brass finish. $2\frac{1}{4} \times 4\frac{1}{2}$ inch. For right or left-hand in-swinging doors from $1\frac{1}{4}$ to $2\frac{1}{2}$ inches thick. Two keys are included.

With double cylinder. Operates only with key both inside and outside. One way screws.
9 KT 5807—Shpg. wt. 3 lbs., \$19.95
 With single cylinder. Operates with key outside; thumb-turn inside.
9 KT 5804—Wt. 2 lbs. 13 oz., \$12.95
 Replacement Cylinder. For above, majority of standard-cylinder locks.
9 KT 5805—Shpg. wt. 9 oz., \$6.95

Night Locks and Mortise Bolt

2 Jimmy-proof Lock. Extra security because 2 brass bolts interlock with rings on strike. 5-pin cylinder. $2\frac{1}{8} \times 4\frac{1}{2}$ in. For right or left-hand doors $1\frac{1}{2}$ to $2\frac{1}{2}$ in. thick. Attractive bronze finish.

4 CRAFTSMAN Rim-type Night Latch. Brass bolt, 5-pin cylinder. Long-throw dead-bolt. Uses key outside, thumb-turn inside. $2\frac{1}{2} \times 3\frac{3}{8}$ -in. case. Bronze finish. Reversible for $1\frac{1}{2}$ to $2\frac{1}{2}$ -in. doors.
9 KT 5809—Shpg. wt. 1 lb. 10 oz., \$4.49

With double cylinder. Ideal for glass panel doors; operates only with key inside and out... can't be unlocked by breaking glass.
 Shpg. wt. 2 lbs. 3 oz.
9 KT 5810.....\$8.99
 With single cylinder.
 Shipping weight 2 lbs.
9 KT 5808.....\$5.99


5 Night Lock. Bolt and 5-pin cylinder of brass. $3\frac{1}{2} \times 2\frac{1}{4}$ -in. case. Reversible for doors $1\frac{1}{2}$ to $2\frac{1}{2}$ inches thick.
9 KT 5818—Shpg. wt. 1 lb. 8 oz., \$3.99

6 Night Lock. Button holds bolt. Thumb turn. 5-pin cylinder. $3\frac{1}{2} \times 2\frac{1}{4}$ in. Attractive bronze finish. Reversible for doors $1\frac{1}{2}$ to $2\frac{1}{2}$ inches thick.
9 KT 5802—Shpg. wt. 1 lb. 7 oz., \$2.49

3 Rim-type Deadlock. Locks from outside. Extra security bolt. 5-pin brass tumbler. Gold-bronze finish. For right or left-hand $1\frac{1}{2}$ to $2\frac{1}{2}$ -in. doors.
 Shpg. wt. 2 lbs. 8 oz.
9 KT 5819.....\$5.99

7 Mortise Bolt without lock. For $\frac{7}{8}$ to $1\frac{1}{4}$ -in. doors. Dull brass plated.
9 KT 5989—Shipping weight 7 oz., .99c

8 Tubular-Mortise Lock. Brass $\frac{1}{2}$ -in. throw bolt. 5-pin tumbler cyl. Backset $2\frac{3}{8}$ in. For right or left-hand doors $1\frac{1}{2}$ in. thick. Shpg. wt. 1 lb. 2 oz., 1 lb. 5 oz.
9 KT 57151—Cylinder; turn button, \$6.49
9 KT 57161—Dbl. cyl.; 1-way screws 7.49



1



2



3



4



5




6



7



8



9

11

10

12

9 Low-priced Guard. Brass-plated steel . . . 6-inch chain. Screws.
9 KT 5995—Wt. 7 oz., 59c

11 Two-way Guard. Use as door bolt, chain fastener or both. Polished brass case, die-cast bolt. 6-in. steel chain. Screws.
9 KT 59801—Shipping weight 8 ounces, \$1.99

10 Heavy-duty Guard. Brass holder, plate . . . polished finish. Case-hardened steel chain, brass-plated. Screws.
9 KT 5985—Wt. 7 oz., \$1.29

12 Key-lock and Chain Guard. Locks from both sides with key. 5-in. chain locked in plate by "safe-trigger" . . . can't be slipped off from outside. Brass-plated steel chain. 5-disc tumbler lock . . . $1\frac{1}{4} \times 2\frac{3}{8}$ inch.
9KT5982—(Screws, 2 keys incl.). Wt. 12 oz. \$2.99

13 Low-priced Window Ventilating Lock. Lets you open windows for air, yet keeps them from being opened all the way . . . to keep intruders out. Brass plated finish. With screws.
9 KT 6067—Wt. 4 oz. 49c

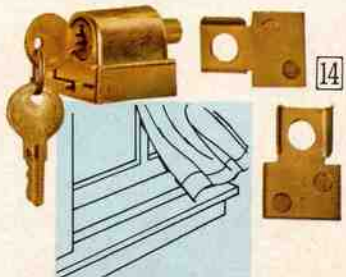
14 Our best Window Ventilating Lock. Lets you ventilate your home or apartment without worrying about anyone breaking in. Locks double-hung windows in either closed or ventilating position . . . can't be raised from outside. Locks without key . . . use key to unlock. Die-cast housing, steel bolt. 2 lock plates for locking position. With key and screws.
9KT5828—Wt. 11 oz. \$2.49

One-way Door Viewer

Give your home extra security with this handy viewer. Let's you see who's at your door without having to open it first. Person on the outside cannot see you.

Attractively designed in gleaming polished solid brass. Rustproof. Wide-angle lens gives you a wide view. Only $\frac{1}{4}$ -in. diameter hole is required in door. Adjustable for doors from $1\frac{1}{4}$ to $2\frac{1}{2}$ in. thick. Japan.

Shipping weight 3 ounces.
9 KT 5743.....\$2.69



13

14

Have beautiful security . . .

. . . with fine exterior door safety hardware from Sears. Add handsome new appearance to old doors; give new doors the high-styled look they deserve—and be sure that craftsmanship and quality performance are unsurpassed! No need to sacrifice beauty for common-sense safety . . . get both with Sears security hardware.

Keep Burglars Out!

(1 thru 3) Exterior Cylindrical Lock Sets. Some locks can be opened from the outside by pushing the latch back with a flexible piece of plastic or a knife blade. In these sets, however, a deadlocking pin holds latch securely in place to frustrate lock-picking or forcing attempts. For right or left-hand doors 1 3/4 to 1 3/4 inches thick.



1 Traditional. Brass exterior, steel interior parts resist rust. 5-pin tumbler cylinder. 2 3/8-in. backset. 2 3/8-in. diameter cylinder. 2 keys, template, screws. Tulip knobs.

Set with turn-button inside. Shipping weight 1 lb. 13 oz. 9 KT 5760 Set \$6.99

Like set 9 KT 5760 but with aluminum exterior parts. Shipping weight 1 lb. 10 oz. 9 KT 57325 Set \$6.99

Set with push-button inside. Shipping weight 2 lbs. 10 oz. 9 KT 5748 Set \$6.99

Front and Rear Combination Set. Two 9 KT 5760 locks, keyed alike so 1 key locks and unlocks both front and rear doors. 4 keys. Shipping weight 3 lbs. 8 oz. 9 KT 57606 Set \$12.99


(2 and 3) CRAFTSMAN Heavy-duty Sets. Pick-resistant 6-pin tumbler for top security plus extra-long 1/2-in. bolt throw and deadlocking pin. Solid brass bolt, exterior parts. Steel interior parts resist rust. Screw-on knob plates for close adjustment. Meet Federal Specification FF-H-106A Type 100. 2 3/8-in. diameter cylinder case, 3/8-in. diameter latch case, 2 3/8-in. backset. 2 keys, template, screws included.

2 Set with turn-button inside. Tulip knobs. 9 KT 5664—Wt. 2 lbs. 2 oz. Set \$11.99

Front and Rear Door Set with turn-button inside. Consists of two sets 9 KT 5664 above, keyed alike. Comes complete with four keys. 9 KT 5669—Wt. 4 lbs. 2 oz. Set \$21.99

3 Set with push-button inside. Tulip knobs are attractively tapered. 9 KT 57207—Wt. 2 lbs. 6 oz. Set \$11.99

4 CRAFTSMAN Handle. Use with (1), (2) or (3). Solid brass. 1 3/8 inches over-all. 9 KT 5610—Wt. 1 lb. 11 oz. Each \$6.99



Modernizing Lock Kits

Install them yourself to replace your old mortise locks with modern cylindrical locks **Low as \$728** set

5 Increase the security of your doors; at the same time, dress them up—inside and out—with these sturdy, smartly styled trim plates and lock sets. Trim plates cover old mortise marks and holes to give the door a handsome finished appearance—no repainting or touching-up necessary. Screws and instructions included. Designed for "do-it-yourself" installation using regular tools or installation tool below. Kit includes 2 trim plates of polished brass . . . plus lock set. Exterior trim plate is 3 1/2 x 10 in.; others 3 1/2 x 7 1/2 in.

Modernizing Kit with 9 KT 5760 Exterior Lock Set (1) listed above. 9 KT 57731—Shipping weight 2 pounds 14 ounces. Kit \$11.98

Two Modernizing Kits with 9 KT 57606 described under (1) above. 9 KT 57732—Shipping weight 5 pounds 10 ounces. Kit 22.97

Modernizing Kit with Traditional Lock Sets described below.

Catalog Number	Combined with	Shipping weight	Kit Price
9 KT 57733	9 KT 57601 Interior Set	2 lbs. 7 oz.	\$7.28
9 KT 57734	9 KT 57603 Bathroom Set	2 lbs. 10 oz.	8.48
9 KT 57735	9 KT 57602 Bedroom Set	2 lbs. 9 oz.	7.58

Traditional Cylindrical Lock Sets

6 Steel internal parts. Tulip knobs. Fit right or left-hand doors 1 3/4 to 1 3/4 inches thick. 2 3/8-inch backset. 2 3/8-inch cylinder hole. Bedroom and bathroom sets have push button inside plus latch bolt kickoff to prevent lockout. Bathroom set is chrome plated inside. Choice of brass or aluminum exterior parts. Order from table at right.

Catalog Number	Set Use	Shpg. wt. lbs. oz.	Set Price
Brass exterior parts			
9 KT 57601	Interior	1 9	\$3.29
9 KT 57602	Bedroom	1 11	3.59
9 KT 57603	Bathroom	1 12	3.99
9 KT 57604	Exterior*	1 12	6.49
Aluminum exterior parts			
9 KT 57345	Interior	1 6	3.29
9 KT 57355	Bedroom	1 8	3.59
9 KT 57365	Bathroom	1 8	3.99

*Comes with 2 keys.

LOCK SET GUARANTEE: If any lock set on these 2 pages shows defects in materials or workmanship, return it for free replacement.

Borrow Installation Tool for cylindrical locks. Not for tubular locks. Use to cut holes, locate latch hole and front. Return postpaid in 15 days for refund or credit.



Cat. No.	For backset	Shpg. wt.	Deposit
9 KT 5617	2 3/8-in.	8 lbs. 14 oz.	\$25.00
9 KT 5618	5-in.	8 lbs. 14 oz.	30.00

Door Closers

Doors close quietly and gently without noise and wear caused by slamming . . . last longer, too

Low as **\$19⁹⁹**

May be installed on either right or left-hand doors. Closing speed can be adjusted as you wish. Has sturdy steel helical spring and crankshaft with 3-point bearing. One-piece case holds non-freeze fluid. Brown enamel finish. Screws and complete instructions included for installation.

Catalog Number	Fits exterior doors up to...	Fits interior doors up to...	Shipping weight	Each
9 KT 6002	Heavy screen doors	2 $\frac{3}{4}$ x7 ft.x1 $\frac{3}{4}$ in.	10 lbs. 9 oz.	\$19.99
9 KT 6003	2 $\frac{3}{4}$ x7 ft.x1 $\frac{3}{4}$ in.	3 $\frac{3}{4}$ x7 ft.x1 $\frac{3}{4}$ in.	12 lbs. 14 oz.	24.99
99 KT 6004C	3 x7 $\frac{1}{2}$ ft.x3 in.	4 x7 $\frac{1}{4}$ ft.x2 $\frac{1}{2}$ in.	16 pounds	27.99

Window Sash Hardware

1 CRAFTSMAN Triple-action Sash Lock Wrought steel. Rust-resistant. Template. See lift (7) below.

Shipping weight each 6 ounces.
9 KT 6073—Polished brass plated75c
9 KT 6076—Bright chrome plated75c

2 Crescent-type Sash Locks. 1 $\frac{1}{2}$ x2 $\frac{1}{2}$ in. Strike $\frac{5}{8}$ x2 $\frac{1}{2}$ in. Wts. 5 oz., 6 oz.
9 KT 6065—Cast alloy, brass plated . . .45c
9 KT 6066—Cast alloy, nickel plated . .55c
9 KT 6060—Solid brass, polished . . .\$1.59
9 KT 6061—Solid brass, chrome plated 1.99


3 Stair Rail Bracket. Dull brass-plated cast alloy. 3-inch projection.
9 KT 6092—Shipping weight 8 oz. . . .55c

4 Replacement Window Operators. Adaptable to wood or metal case windows having operators with 3 $\frac{1}{2}$, 4 $\frac{1}{2}$, 4 $\frac{5}{16}$ or 4 $\frac{3}{4}$ inches between hole-centers and 8 or 9-inch arms. Crank and gear operated. Opens outward, holds any angle to 90°. Zinc-plated. 9-inch steel arm; die-cast crank handle, case. Bronze-color. Left hand if window is hinged on left; right hand if hinged on right (looking from inside out).
9 KT 6155—Left hand. Wt. 1 lb. 6 oz. \$2.39
9 KT 6156—Right hand. Wt. 1 lb. 6 oz. 2.39

5 Casement Window Adjuster. Opens outward. 10 in. Steel rod, knob screw fastener. Dull brass-plated.
9 KT 6027—Shipping weight 11 oz. . .\$1.39

6 Bar Sash Lift. 1x4 $\frac{1}{2}$ in. Wt. 5 oz.
9 KT 6086—Cast alloy, brass plated 25c
9 KT 6087—Cast alloy, nickel plated. .35c
9 KT 6081—Cast brass, polished. . . .99c

7 CRAFTSMAN 4-in. Sash Lift. Matches polished brass-plated sash lock 9 KT 6075 (1) listed above.
9 KT 6077—Shipping weight 5 oz. . . .45c



Door, Window Bolts


8 Door Bolt. 7 in. long. Zinc-plated.
9 KT 5992—Shipping wt. 12 oz. \$1.29

9 Barrel Bolt. 4 in. long. Zinc-plated.
9 KT 5991—Shipping wt. 5 oz. . . .79c

10 Window Bolt. 2 in. Zinc-plated.
9 KT 5990—Shipping weight 4 oz. .49c

11 4-inch Bolt. Dull brass-plated. 2 strikes.
9 KT 6023—Shipping wt. 4 oz.79c

All Door, Window Bolts above include screws



Door Butt Hinges



12 Regular. Button tip. Removable pin. Dull brass-plated steel. Package of 2.

Catalog No.	Size open	Shpg. wt.	Pkg.
9 KT 58911	2 $\frac{1}{2}$ x2 $\frac{1}{2}$ in.	8 oz.	65c
9 KT 58912	3 x3 in.	14 oz.	75c
9 KT 58913	3 $\frac{1}{2}$ x3 $\frac{1}{2}$ in.	1 lb. 4 oz.	79c
9 KT 58914	4 x4 in.	1 lb. 12 oz.	99c

13 Narrow. Tight-pin type. Wrought steel. . . rust-resistant zinc-plated finish for long life. Pkg. of 2.

Catalog No.	Size open, in.	Wt.	Pkg.
9 KT 58811	1 x1	3 oz.	35c
9 KT 58812	1 $\frac{1}{2}$ x1 $\frac{1}{4}$	4 oz.	39c
9 KT 58813	2 x1 $\frac{1}{4}$	5 oz.	45c
9 KT 58814	2 $\frac{1}{2}$ x1 $\frac{1}{4}$	7 oz.	49c

14 No-mortise type. Simple to install . . . just screw one side of hinge to door and other side to edge of door jamb. Non-rising pull-out pin. Brass-plated wrought steel. Measures 3 $\frac{1}{2}$ x3 $\frac{1}{2}$ inches. For doors from 1 $\frac{1}{2}$ to 1 $\frac{3}{4}$ inches thick. Package of 2.
9 KT 5889—Wt. per pkg. 15 oz.Package \$1.49; 6 packages \$7.98



Efficient Door Closers

(15 thru 18) Eliminate noisy slamming. Designed to fit any type of door . . . wood or aluminum . . . right or left-hand. Corrosion-free aluminum cylinders need no lubrication. Hold-open washer and installation screws are included.

15 CRAFTSMAN heavy-duty Hydraulic. Smooth, positive hydraulically controlled closing action. Twist-adjust speed control. For out-swinging doors weighing up to 100 pounds. 1 $\frac{1}{2}$ -inch diameter cylinder measures 13 inches long. Top mount.
9 KT 62812—Wt. 2 lbs. 3 oz. \$4.99

16 Heavy-duty Pneumatic. Tension and speed adjust; 1 $\frac{1}{2}$ -inch diameter cylinder, 10 inches long. For in or out-swinging doors weighing up to 80 pounds. Top mount.
9 KT 62552—Wt. 2 lbs. 3 oz. \$3.99

17 Hydraulic. Same as door closer (15) listed at left but 1-inch diameter cylinder is 10 $\frac{1}{2}$ inches long. For use on out-swinging doors weighing up to 70 pounds.
9 KT 62811—Wt. 1 lb. 5 oz. \$2.99

As (18) above but black finish.
9 KT 62813—Wt. 1 lb. 5 oz. 2.99

18 Pneumatic. Has 1 $\frac{1}{2}$ -inch diameter cylinder. Measures 8 $\frac{1}{2}$ inches long. For use on out-swinging doors weighing up to 50 pounds.
9 KT 6255—Wt. 1 lb. 4 oz. \$1.69

19 Rim-type Latch Set for wood doors. Needs no mortising. Brass-plated steel case and 4x1 $\frac{1}{2}$ -in. escutcheon. Outside knob; lever, lock on inside. Reversible latch bolt. Fits $\frac{1}{2}$ to 1 $\frac{1}{2}$ -in. out-swinging doors only. Screws.
9 KT 6253—Wt. 12 oz. Set \$1.99

20 Tubular-type Latch Set for wood doors. Steel spindle. Exposed solid brass parts won't rust. Two 4x1 $\frac{1}{2}$ -in. escutcheons. Knob outside; lever, lock button inside. For right or left-hand 1 $\frac{3}{8}$ -in. out-swinging doors. Screws.
9 KT 6254—Wt. 14 oz. Set \$2.99

(21 thru 23) Latch Sets. For right or left-hand wood or metal out-swinging doors. Simple 3-hole installation. . . $\frac{5}{16}$ -in. holes on $\frac{1}{4}$ -in. centers. Screws.

21 Push-button Latch. For doors $\frac{1}{2}$ to 1 $\frac{1}{2}$ in. Push-button outside . . . paddle-lever inside. Shpg. wt. 1 lb.
9 KT 6222—Chrome plated Set \$1.99
9 KT 62221—Black finish Set 1.99

Chrome-plated Latch (22), lock, keys.
9 KT 6223—Wt. 1 lb. 1 oz. Set \$2.99

22 Latch. For doors $\frac{1}{2}$ to 1 $\frac{1}{2}$ inches thick. Painted aluminum.
9 KT 6221—Wt. 15 oz. Set \$1.69

23 Locking push-button Latch. For doors $\frac{1}{2}$ to 1 $\frac{1}{2}$ in. With lock, keys. Push-button outside . . . paddle inside. Inside night lock.

Chrome plated.
9 KT 62242—Wt. 1 lb. 2 oz. . . . Set \$3.79

Black finish.
9 KT 62243—Wt. 1 lb. 4 oz. . . . Set 3.79

Replacement Striker for (21, 22, 23).
9 KT 6227—Shpg. wt. 3 oz. 45c



Knockers and Locks


Enhance your entrance doors with distinctive knockers . . . add security with sturdy lock sets

Attractively styled knockers provide a quick, easy way to add a note of charm and elegance to the entrance doors of your home or apartment. And the lock sets increase home security while giving your doors a bright, new look.

Solid Brass Door Knockers

(1 thru 3) Revive the memories of a by-gone, gracious age when coming-visiting days were looked forward to as grand occasions. All three styles are designed for doors up to 2 inches thick. Special polished and lacquered finish resists fading and discoloring . . . keeps them bright. Matching brass metal flat-headed screws are included.

- 1 Classic, 4x7 $\frac{3}{4}$ inches.
Shipping weight 1 lb. 6 oz.
9 KT 5750.....\$6.49
- 2 Colonial, 2 $\frac{9}{16}$ x8 $\frac{1}{2}$ inches.
Shipping weight 1 lb. 7 oz.
9 KT 5749.....\$6.49
- 3 Modern, 4 $\frac{1}{2}$ x1 $\frac{1}{2}$ inches.
Shipping weight 5 ounces.
9 KT 57501.....2.39



Mortise-type Lock Set

4 Convenient dead-bolt design . . . lets you lock or unlock door with key from the outside, or with a simple twist of the thumb-turn from the inside. Tumbler cylinder with 5 pins. Standard latch, stop, two keys and screws are included.

Attractive colonial design. Solid brass parts, polished finish. For right or left-hand doors from 1 $\frac{3}{4}$ to 2 $\frac{3}{4}$ inches thick. Case is 5 $\frac{1}{2}$ x3 $\frac{3}{4}$ x1 $\frac{1}{16}$ in., front 7 $\frac{3}{4}$ x1 in. 2-inch inside knob, thumb turn. Handle, 16 $\frac{1}{2}$ x2 $\frac{3}{4}$ inches.
Shipping weight 5 lbs. 7 oz.
9 KT 5747.....Set \$22.99



Mortise-type Lock Sets

(9 thru 11) Attractive broad-bevel design. Aligns with door's edges. Trim plate covers old markings and screw holes. Brass-plated steel trim; dull brass finish. Bathroom set with nickel plating and thumb-turn on inside. Screws and instructions. Fit 1 $\frac{3}{8}$ to 1 $\frac{3}{4}$ -in. doors. All sets have 5 $\frac{1}{2}$ x7-in. front, 2 $\frac{3}{4}$ in. knobs, 7x2 $\frac{3}{4}$ -in. escutcheons.

- 9 For interior doors, Case 3 $\frac{1}{2}$ x3 $\frac{3}{4}$ x $\frac{5}{8}$ inches. With key.
9 KT 5650—Wt. 1 lb. 14 oz....Set \$2.99
- 10 For bathroom doors, Case 3 $\frac{1}{2}$ x3 $\frac{3}{4}$ x $\frac{5}{8}$ inches.
9 KT 5662—Wt. 2 lbs. 2 oz....Set \$4.99
- 11 For exterior doors; 3-tumbler. Case 3 $\frac{1}{2}$ x3 $\frac{3}{4}$ x $\frac{5}{8}$ in. Key.
9 KT 5657—Wt. 2 lbs. 2 oz....Set \$4.99



Knob and Lock Sets

5 Knob Sets. For use on interior doors from 1 $\frac{3}{4}$ to 2 inches thick.

Two 2-inch fluted-glass Knobs. Brass-plated shank. Knob-plates not incl. Shipping weight 14 ounces.
9 KT 5787.....Set 79c

Two 2-inch polished solid-brass round Knobs. Spindle, plates, screws. Shipping weight 12 ounces.
9 KT 5780.....Set \$2.69

Two 2-inch dull-brass-plated steel round knobs. Spindle. No plates. Shipping weight 10 ounces.
9 KT 5777.....Set 99c


6 Tulip Knob Set. 1 $\frac{1}{2}$ -inch knobs. Polished solid brass. For inside doors 1 $\frac{3}{8}$ to 1 $\frac{3}{4}$ inches thick. Spindle. Knob-plates not included. Shipping weight 10 ounces.
9 KT 5783.....Set \$1.69

Knob Plates for (5) and (6). Brass. 2 $\frac{3}{4}$ -inch diameter. Screws. Pkg. of 2. Shipping weight 4 ounces.
9 KT 57281.....Pkg. 99c

7 Tubular-type Interior Lock Sets. Brass-plated steel. For right or left-hand doors 1 $\frac{3}{8}$ to 1 $\frac{3}{4}$ in. thick. Knob diameter 2 in. Bath and bedroom sets have push-button lock inside; emergency release outside. Bathroom set also has nickel-plated finish on inside. Template, instructions, screws.

Cat. No.	Type	Shpg. wt.	Set
9 KT 5765	Interior	1 lb.	\$2.99
9 KT 5767	Bedroom	1 lb. 1 oz.	3.49
9 KT 5769	Bathroom	1 lb. 1 oz.	3.69

8 Rim Lock Set. No mortise needed. Steel knob, keyhole plate, knob-plates, spindle. Cast iron case. Black enameled. Steel spring and deadbolt. Fits right or left-hand doors, $\frac{7}{8}$ to 1 $\frac{3}{8}$ inches thick. Key, screws. Vertical set, 3 $\frac{3}{8}$ x3 $\frac{1}{2}$ -inch case. Shipping weight 1 lb. 14 oz.
9 KT 5778.....Set \$2.49



Padlocks and Hasps

12 CRAFTSMAN Padlocks. Our finest lock. Forged solid brass case. Hardened steel shackle. Brass cylinder. 5 pins for extra security. 2 keys.

Catalog Number	Case in.	Shackle clear.	Shpg. wt.	Price each
9 KT 58451	1 $\frac{1}{2}$	$\frac{3}{8}$ in.	9 oz.	\$2.99
9 KT 58452	1 $\frac{3}{4}$	1 in.	13 oz.	3.29

CRAFTSMAN Padlock, 4 pins, tumbler, 2 keys. 1 $\frac{1}{2}$ -inch case, $\frac{9}{16}$ -in. shackle clearance.
9 KT 58436—Shpg. wt. 7 oz.\$2.79

6 or more keyed alike (2 keys per lock). No extra charge. State quantity (minimum 6). Prices, shpg. wts. in table (above). From Massachusetts factory. Allow extra time. No C.O.D.'s. Pay postage from catalog order plant.
F9 KT 58471—1 $\frac{1}{2}$ -in. F9 KT 58472—1 $\frac{3}{4}$ -in.

Lock with Master key. Also individually keyed (2 keys each). From Mass. factory. Allow extra time. No C.O.D.'s. Pay postage from catalog order plant. State quantity (minimum 6).

1 $\frac{1}{2}$ -in. case, 1-in. shackle clearance.
F9 KT 58461—Shpg. wt. 13 oz. Each \$3.79
2-in. case, 1 $\frac{1}{2}$ -in. shackle clearance.
F9 KT 58462—Shpg. wt. 15 oz. Each \$4.29

15 2-in. Comb. Padlock. Vinyl-finished case. Cadmium-plated steel shackle; 1 $\frac{1}{8}$ -in. clearance. 3 numbers.
9 KT 5849—Shipping weight 11 oz....\$1.69

16 Hinge Hasp. Zinc-plated. Screws.
9 KT 59331—2 $\frac{1}{2}$ in. long. Wt. 4 oz. 39c
9 KT 59332—3 $\frac{1}{2}$ in. long. Wt. 6 oz. 49c
9 KT 59333—4 $\frac{1}{2}$ in. long. Wt. 8 oz. 69c
9 KT 59334—6 in. long. Wt. 14 oz. 99c

17 Cable Lock. Laminated steel, 24-in. vinyl-covered steel cable. 2 keys.
9 KT 58327—Shipping weight 9 oz. \$1.19

13 Small Padlock, $\frac{3}{8}$ -inch metal case. 1 $\frac{1}{8}$ -inch shackle. 5-disc cylinder. Two keys included.
9 KT 5817—Shipping weight 5 ounces. 99c

14 Laminated Padlocks. Cadmium plated to resist rust.

With 5-pin cylinder, $\frac{5}{8}$ -in. shackle clearance. 1 $\frac{1}{8}$ -in. steel case. 2 keys.
9 KT 5830—Shipping weight 11 oz....\$2.29

With disc tumbler cylinder, 2 keys 1 $\frac{1}{2}$ -in. case, $\frac{3}{8}$ -in. shackle clearance.
9 KT 5833—Shipping weight 8 oz. \$1.09



1 $\frac{3}{4}$ -in. case, $\frac{3}{8}$ -in. shackle clearance.
9 KT 5834—Shipping weight 11 oz....\$1.29



Two Hundred Twelve

Spell-out Letters

Aluminum . . . black crinkle finish. Mounting pins. *Be sure to PRINT all capitals and numbers.*
 6-in. Capital Script Letters. *Be sure to state letters and numbers wanted.*
 9 KT 94576V—Wt. each 4 oz. Ea. 88c
 3-in. Small Script Letters. *Be sure to state letters wanted.*
 9 KT 94573V—Wt. each 4 oz. Ea. 88c



Weather Vanes and Nameplates

(1 and 2) 32-inch Weather Vanes. Tell people about your good taste as well as the way the wind blows. Weather-defying aluminum. 29-inch arrow points straight and true. Base for both as shown on (1)*.

1 Rooster . . . Swedish-iron finish. Shipping weight 10 pounds.
 F9 KT 72775 . . . \$26.95
Rooster . . . white body, orange legs. Shipping weight 10 pounds.
 F9 KT 72765 . . . \$32.95

2 Horse . . . Swedish-iron finish. Shipping weight 10 pounds.
 F9 KT 72776 . . . \$26.95
Horse . . . palomino-colored finish. Shipping weight 10 pounds.
 F9 KT 72766 . . . \$32.95

(3 thru 6) 26-inch Weather Vanes. Aluminum. 18 1/4-in. arrow. All with base shown on vane (4)*.
 Shpg. wt. each 4 lbs. . . . Each \$12.29

Style	Color	Cat. No.
(3) Eagle	Gold	F9 KT 72764
	Black	F9 KT 72774
(4) Horse	Gold	F9 KT 72762
	Black	F9 KT 72772
(5) Rooster	Gold	F9 KT 72763
	Black	F9 KT 72773
(6) Country Doctor	Gold	F9 KT 72767
	Black	F9 KT 72777

*SHIPPING NOTE: All weather vanes above sent from factory in Montague, Michigan. Pay postage from c. o. plant. Allow extra time for shipment. Sorry—no C. O. D. orders.

7 Non-reflecting Numbers. 4-inch numbers 0 to 9. *State numbers.*
 Lacquered brass.
 9 KT 73571V—Wt. ea. 3 oz. Ea. 45c
 Black aluminum.
 9 KT 7355V—Wt. ea. 3 oz. Ea. 39c



8 Nameplate with bracket. Black aluminum. 17 inches long. Up to 16 letters or numbers on each side (spaces and periods count as 1 letter each). *PRINT letters and numbers wanted when ordering.*
 R9 KT 94185V—Wt. 3 lbs. . . . \$5.19

9 Reflective Aluminum Numbers. White embossed 3-inch high numbers 0 to 9 on black aluminum plates 2 1/2 inches wide by 3 1/2 inches high. Fit frame below. *State numbers.*
 9 KT 7358V—Wt. ea. 2 oz. Ea. 25c

Satin-aluminum finish Frame for (9). Holds up to 5 numbers. With screws. *Order numbers separately.*
 9 KT 73592—Shpg. wt. 9 oz. . . . 99c

10 Horsehead. Cast-iron; satin black finish. 1 1/2-in. base opening. 10 in. high. Post not included. From New Albany, Ind. factory. Pay postage from c.o. plant. Allow extra delivery time. No C.O.D.'s.
 F9 KT 7273—Wt. 8 lbs. . . . \$8.29

11 Aluminum Drive Marker. Red reflector. 3-inch diameter. 35 inches high. Shpg. wt. ea. 1 lb.
 99KT7350C—Ea. \$1.29; 2 for \$2.58



Ornamental Stands

Designed to put your mailbox in a dramatic setting

(12 thru 16) Sturdy wrought iron construction . . . phosphatized and primed inside and out. Universal bracket and hardware included. For any rural mailbox (except 99 KT 9448L on facing page).

12 Self-anchoring with special base plate which anchors stand firmly in ground—no need for concrete. Just dig hole and insert. 60 inches high.
 99 KT 9607L—Shpg. wt. 8 lbs. . . . \$4.99

13 Straight. Double-channel frame. Decorative floral design. Set in concrete. 60 inches high.
 99 KT 9602L—Shpg. wt. 11 lbs. . . . \$7.99

14 Curved for extra clearance. Sturdy channel frame. Set in concrete. 60 inches high.
 99 KT 9601L—Shpg. wt. 11 lbs. . . . \$5.99

15 Straight. 2-inch tubing. 18 1/4-inch cast aluminum rose motif. Set in concrete. 82 1/4 inches high with finial. Shipped by freight (rail or truck) or express.
 99 KT 9606N—Wt. 13 lbs. \$9.99

16 Straight. Square-tube frame. Scroll design. Set in concrete. 60 inches high. Mailbox not included . . . order separately (9 KT 94016, listed on the facing page).
 99 KT 9605L—Wt. 6 lbs. . . \$3.99

Country



1 Modern Mailbox. Steel; gold-color anodized trim. Postmaster General approved. $18\frac{1}{2} \times 7\frac{1}{2} \times 6\frac{1}{2}$ inches. With-out name, number, brackets. Black wrinkle finish.
9 KT 94424—Wt. 8 lbs. 8 oz. \$6.99

2 Black Number Bracket and Numbers. For rural boxes. 5 numbers on each side. $1\frac{1}{2}$ in. high. *Print numbers.*
R9 KT 94467V—Wt. 1 lb. 2 oz. Set \$1.79

3 Black Name Bracket and Letters.* $1\frac{1}{2}$ inches high. *Print letters. 1 to 10 letters on each side.*
R9 KT 94465V—Wt. 1 lb. 13 oz. Set \$3.39
11 to 16 letters on each side.
R9 KT 94466V—Wt. 2 lbs. 9 oz. Set 4.59

4 Size No. 1 Mailboxes. Postmaster General approved. $18\frac{1}{2} \times 7\frac{1}{2} \times 6\frac{1}{2}$ in. Name plate is not included.

Cat. No.	Type	Metal	Paint	Shpg. wt.	Each
9KT9445	Galv.	steel	Alum.	8 lbs. 1 oz.	\$2.29
9KT94454	Galv.	steel	Black	8 lbs. 1 oz.	4.39
9KT9440	Aluminum	None		4 lbs.	3.69

Size No. 2. Galvanized steel; aluminum finish. Extra large $22\frac{3}{16} \times 13\frac{3}{8} \times 11$ inches. Postmaster General approved.
99 KT 9448L—Shpg. wt. 21 lbs. \$9.99

5 Name Plate with letters.* Black aluminum. Up to 16 letters or numbers per line. $1\frac{1}{4}$ -inch white letters on each side (reflective beading). From Montague, Mich. factory; allow postage from c.o. plant. Allow extra delivery time. No C.O.D.'s. *Print letters and numbers.*
Shipping weight 2 pounds.
F9 KT 7274V—1 line. 15×4 in. \$6.50
F9 KT 7275V—2 lines. $15 \times 5\frac{1}{2}$ in. 7.50

*NOTE: In ordering items (3) and (5) above, letters, numbers, spaces and periods count as 1 letter each.

Residential

6 CRAFTSMAN. Our finest city mailbox . . . extruded aluminum for strength and long service. Anodized finish seals metal to resist corrosion. Goldtone finish. Attractive decoration on front. $7\frac{1}{2}$ inches wide; $12\frac{1}{4}$ inches high; $2\frac{3}{4}$ inches deep. Necessary screws for installation are included. Coupon and price list for ordering name plate are also included with mailbox.
Shipping weight 2 pounds 15 oz.
9 KT 94215 \$7.99

7 Forged iron. Handsome colonial styling. Smart "see-thru" panel. Hinged slot and latching door. Black rust-resistant finish. $6\frac{1}{2}$ in. wide; 10 in. high; $2\frac{3}{4}$ in. deep. Lock-eye for padlock. Has magazine hooks. Screws are included.
Shipping weight 4 pounds 8 oz.
9 KT 9402 \$7.99

8 All steel. Brass-colored Liberty Bell emblem. 24-gauge steel; black baked-enamel finish. Lock-eye for padlock. $5\frac{1}{2} \times 11\frac{1}{2} \times 2\frac{1}{2}$ in. deep. Magazine hooks, screws.
Shipping weight 2 pounds 11 oz.
9 KT 9419 \$2.29

9 All steel. Sheet metal . . . black baked enamel finish. $5\frac{1}{2}$ in. wide; $10\frac{1}{2}$ in. high; 2 in. deep. Wire magazine holder and screws.
Shipping weight 1 pound 5 oz.
9 KT 942499c

10 All steel. Deluxe brass-finished medallion. 24-gauge steel . . . black wrinkle finish. $7\frac{1}{2}$ in. wide; $10\frac{1}{2}$ in. high; $3\frac{1}{4}$ in. deep. Magazine hooks, screws. Price list and coupon included for ordering name plate.
Shipping weight 2 pounds 10 oz.
9 KT 9421 \$4.49

11 Steel . . . with gold-color anodized extruded aluminum cover. Brass-finished medallion. 24-gauge steel . . . black wrinkle finish. $7\frac{1}{2}$ inches wide; $10\frac{1}{2}$ inches high; $3\frac{1}{4}$ inches deep. Magazine hooks, screws. Price list and coupon included for ordering name plate.
Shipping weight 2 pounds 12 oz.
9 KT 94214 \$5.49

12 Solid brass Mail Slot. Swings inward. 10 inches wide, 3 in. high. Slot is $8 \times 1\frac{1}{2}$ inches high.
Shipping weight 1 pound 4 oz.
9 KT 57561 \$5.99

Similar to (12) above but steel with attractive brushed brass finish. Swings outward. $10\frac{1}{2}$ in. wide, 3 in. high. Slot $8 \times 1\frac{1}{2}$ in.
Shipping weight 1 pound.
9 KT 57570 \$1.69

13 Anodized extruded aluminum Mail Slot. Gold-colored finish. Swings outward. 13 in. wide. $3\frac{1}{2}$ in. high. Slot $1\frac{1}{2} \times 1\frac{1}{4}$ in.
Shipping weight 1 pound 5 oz.
9 KT 57581 \$5.99

CRAFTSMAN® Mailboxes

14 Colonial Box. Roomiest mailbox we sell . . . measures $6\frac{1}{2} \times 18\frac{1}{2} \times 9\frac{1}{2}$ inches high (inside). Postmaster General approved for city, suburb or country. Sturdy galvanized steel; weather-resistant white acrylic finish. Red signal flag. Includes coupon and price list for ordering name and address plates. Mount on stand, post or wall. Stand not included. . . order stand 99 KT 9606N on facing page.
Shipping weight 10 pounds.
9 KT 94494 \$9.99*

15 Contemporary Box. Sears Best. Zinc-coated galvanized steel construction. Black wrinkle finish with anodized gold-color trim. Postmaster General approved. Measures $19\frac{1}{2} \times 9\frac{1}{2} \times 6\frac{1}{2}$ in. Brass anodized handle, side trim, hinge and brass-plated flagstaff. Red signal flag. No name or number brackets, see (2) and (3) listed at left above. Mount on stand or post (not included) . . . order stand 99 KT 9602L on facing page.
9 KT 94016—Shpg. wt. 10 lbs. \$9.99



Ranch Style

16 CRAFTSMAN. Our finest ranch-style mailbox. Smart gold-color finish. Anodizing seals metal pores—provides extra resistance against corrosion. Ornament decorates front. Lots of room for big magazines, folded newspapers . . . even small parcels. 15 in. wide inside; $7\frac{3}{4}$ in. high; 6 in. deep. Screws. Price list and coupon for ordering name plate are also included.
9 KT 94256—Wt. 4 lbs. 15 oz. \$9.49

17 Aluminum and steel. Extruded aluminum lid with gold-color anodized finish. Body of 22-gauge electrolytic zinc-coated bonderized steel . . . black wrinkle finish. $15 \times 7\frac{1}{2} \times 6$ -in. high over-all. With screws. Also with price list, coupon for ordering name plate.
9 KT 94258—Wt. 4 lbs. 3 oz. \$6.49

18 Steel with black wrinkle finish. Front medallion. $11\frac{1}{2}$ in. wide; $7\frac{1}{4}$ in. high; $3\frac{1}{4}$ in. deep. Strong magazine hooks, screws. With coupon and price list for ordering name plate.
Shpg. wt. 2 lbs. 10 oz.
9 KT 9425 \$4.49

19 Steel with inner locking cover designed to give your mail extra protection against rain and snow. Black wrinkle finish. 15 in. wide; $7\frac{1}{2}$ in. high; $5\frac{1}{4}$ in. deep. Screws. With coupon and price list for ordering name plate.
Shpg. wt. 5 lbs. 2 oz.
9 KT 94253 \$5.99



1 Hardware for folding doors. Unobstructed opening (no floor track). One top track, upper and lower pivot bracket assembly, lower brackets (spring holds door shut). Guide hangers and hinges. 4 panels . . . 6 hinges. For doors $\frac{3}{4}$ to $1\frac{3}{8}$ inches thick. No doors included.

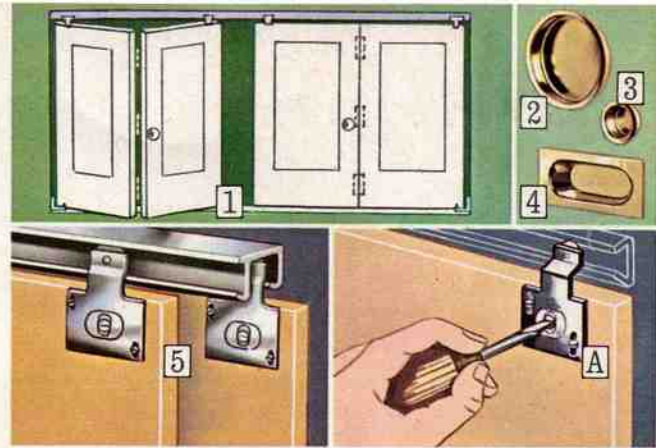
Shipping weight 3 pounds.

Catalog Number	Panel width	Width of opening	Set
99 KT 60017C2	To 20 in.	4 feet	\$7.48
99 KT 60018L2	14 $\frac{3}{4}$ in.	5 feet	7.98
99 KT 60019L2	17 $\frac{3}{4}$ in.	6 feet	8.48

- (2 thru 4) Solid Brass Flush Pulls. Shipping weight 3 ounces.
- 2** Round, 2 $\frac{1}{2}$ -inch bore. 9 KT 60082 Each 45c
 - 3** Round, $\frac{3}{4}$ -inch bore. Package of 4. 9 KT 60081 Package 25c
 - 4** Oval, 3 $\frac{1}{2}$ x1 $\frac{3}{8}$ inches. 9 KT 60083 Each 35c

5 Hardware for sliding doors. All the hardware you need to make a set of two sliding doors. Use door material (not included) $\frac{3}{4}$ to $1\frac{3}{8}$ inches thick. Double-extruded aluminum track for bypassing doors. $\frac{3}{4}$ -inch nylon rollers never need lubrication. Nylon adjusters (see view A) let you raise or lower door in seconds with just a screwdriver. Nylon floor guide adjusts to door widths. Metal parts are zinc-plated to resist rust.

- Set for two 2-foot wide doors (4-ft. opening). Shipping weight 3 lbs.
 99 KT 60014C2 Set \$5.48
- Set for two 2-foot 6-inch wide doors (5-ft. opening). Shpg. wt. 3 lbs.
 99 KT 60015L2 Set \$5.98
- Set for two 3-foot wide doors (6-ft. opening). Shpg. wt. 4 lbs.
 99 KT 60016L2 Set \$6.48



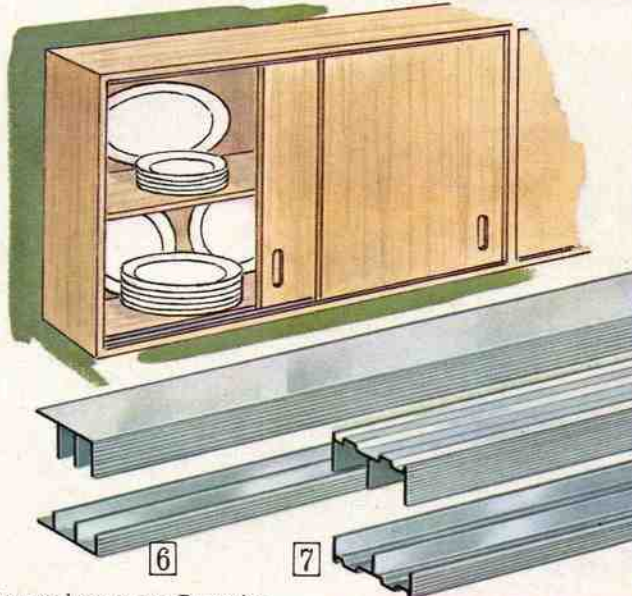
Versatile Aluminum Tracks

Now you can convert your swinging door cabinets to the modern sliding door type or use tracks to make new cabinets.

Set includes upper and lower tracks. Mount easily. Just add panels and you have smooth-gliding doors. Tracks can be cut to fit.

- 6** For $\frac{1}{4}$ -inch plywood. Shipping weight set 2 pounds.
 99 KT 73142C—4-foot size Set \$2.99
 99 KT 7314L—6-foot size Set 3.99
- For $\frac{1}{8}$ -inch hardboard. Shipping weight set 2 pounds.
 99 KT 73132C—4-foot size Set 2.49
 99 KT 7313L—6-foot size Set 3.39

- 7** For 1 $\frac{1}{2}$ -inch plywood. Shpg. wts.: 4-ft., 2 lbs.; 6-ft., 3 lbs.
 99 KT 73153C—4-foot size Set \$3.39
 99 KT 73152L—6-foot size Set 4.79



Roll-A-Drawer Suspension System. Supports up to 30 lbs. Drawer track, roller bracket, plastic rear, bracket, 2 nylon front rollers, screws.

For Cabinets with $\frac{3}{4}$ -in. crossbar, 22-inch, for drawer 20 inches deep.
 9 KT 6370—Wt. 1 lb. 2 oz. Set \$1.19

For cabinets without bar.
 22 $\frac{3}{4}$ -inch for 20 $\frac{3}{4}$ -inch drawer.
 9 KT 63702—Wt. 1 lb. 2 oz. Set 1.19

24-inch for 22-inch drawer.
 9 KT 63703—Wt. 1 lb. 2 oz. Set 1.19

Nylon Front Rollers. Fit most drawers that have rollers. $\frac{3}{4}$ -inch clearance needed between drawer and frame. Package of 2.
 9 KT 6371—Shpg. wt. 5 oz. Pkg. 39c

(8 thru 13) Sliding Door Hardware. For barn and garage use. Protective finish. Roller bearing wheels. *Standard-duty* for doors up to 250 lbs. Flat steel track. Steel wheels. *Heavy-duty* for doors up to 300 lbs. $\frac{1}{4}$ -inch solid steel wheels. 16-gauge box steel track. See Shpg. Note below.

8 Standard-duty Set. 3-inch wheels. Track 1 $\frac{1}{4}$ inch wide, $\frac{3}{16}$ inch thick. 2 hangers, track, bolts, lag screws. Braced brackets. Use hangers 9 KT 6230 below.

Catalog Number	For doors	Track	Wt.	Set
99 KT 6230E13	6 ft. wide	12-ft.	19 lbs.	\$9.99
99 KT 6230E13	8 ft. wide	16-ft.	24 lbs.	12.49
99 KT 6230E13	10 ft. wide	20-ft.	28 lbs.	13.99

Flat Steel Track. Braced brackets as in set (8). Use $\frac{1}{2}$ x2-inch lag screws (not included). Use hangers 9 KT 6230 below.

Catalog Number	Track	Lag Screws needed	Shpg. wt.	Each
99 KT 6237L	6-foot	12	6 lbs.	\$3.09
99 KT 6238N	8-foot	16	8 lbs.	4.39
99 KT 6239N	10-foot	20	10 lbs.	5.49

Roller-bearing Hangers. As in (8). Set of 2. 9 KT 6230—Shipping wt. 6 lbs. Set \$4.99

9 Heavy-duty Set. 2 $\frac{1}{2}$ -inch wheels. Enclosed steel square track. 2 hangers adjust; brackets, end caps, bolts, lag screws.

Catalog No.	For doors	Track	Wt.	Set
99 KT 6201L4	6 ft. wide	12-ft.	31 lbs.	\$12.99
99 KT 6202N4	8 ft. wide	16-ft.	37 lbs.	15.99
99 KT 6203N4	10 ft. wide	20-ft.	45 lbs.	18.99

Square Steel Track. As in set (9) but no brackets. Hangers and brackets at right.

Catalog No.	Track	Shipping weight	Each
99 KT 6210L	6-foot	10 pounds	\$2.99
99 KT 6211N	8-foot	13 pounds	4.19
99 KT 6212N	10-foot	16 pounds	5.29

14 Barn Door Handle. Gray enameled steel. Resists rust. 9 KT 6171—6 $\frac{1}{2}$ in. Wt. 8 oz. 35c

15 Screw Strap Hinges. For gates, garages and barn doors. Heavy wrought steel; natural finish. $\frac{3}{8}$ -inch sq. holes for bolting to door or gate (no bolts). Package of 2.

Catalog No.	Length	Shpg. wt.	Pkg.
9 KT 59591	6-in.	2 lbs.	4 oz. \$2.19
9 KT 59593	12-in.	3 lbs.	12 oz. 3.49

16 Zinc-plated Strap Hinges. Size is from joint to end of strap. Wrought steel. Screws. Pkg. of 2.

Cat. No.	Size	Wt.	Pkg.	6 pkgs.
9 KT 59501	3-in.	6 oz.	55c	\$3.30
9 KT 59502	4-in.	8 oz.	69c	4.14
9 KT 59503	5-in.	11 oz.	\$1.19	7.14

18 Gravity-type Gate Latch. Flush-type; self-latching. Zinc-plated steel. 4-in. bar. Projects 2 $\frac{1}{16}$ in. Base size 1 $\frac{1}{2}$ x2 in. Screws included. Shipping weight 12 ounces.

Cat. No.	Size	Wt.	Pkg.	6 pkgs.
9 KT 59511	6-in.	1 lb. 13 oz.	1.99	\$11.94
9 KT 59512	8-in.	3 lbs. 4 oz.	2.99	\$17.94

10 Heavy-duty Double Door Set. For two 8-foot bypassing doors in 16-foot space, 300 pounds each. Four hangers. Four 8-foot lengths of square track. 4 end caps, 9 double brackets, lag screws. Shipping weight 108 pounds. 99 KT 6219N4 \$39.99

Roller-bearing Hangers. For single door. Adjustable. Use with square tracks at left. With bolts. Set of 2. Shpg. wt. 5 lbs. 10 oz. 9 KT 6205 Set \$6.29



(11 and 12) Steel Track Brackets. For square tracks.

11 Single. Shpg. wt. 15 oz. 9 KT 6216 Each 75c

12 Double. Wt. 3 lbs. 12 oz. 9 KT 6217 Each \$1.69

13 Barn Door Stay Roller. Reversible. Adjusts for inside or outside doors measuring 1 $\frac{1}{2}$ to 2 $\frac{1}{2}$ inches thick. 2-inch diameter wheels. Shpg. wt. 1 lb. 2 oz. 9 KT 6181 \$1.19

SHIPPING NOTE: Sets (and tracks sold alone) for 8 and 10-foot doors are shipped freight (rail or truck) or express.



Abrasive Wheels



For cutting, sanding and polishing

(1 thru 3) Should be used on tools which have guards covering 75% of the wheel. Not for bench or radial saws; do NOT cut wood.

1 Resinoid-bonded reinforced Cut-off Wheels. Resist wobble. About 1/8 inch thick. Maximum rpm, 6000. Choice of three types.

Shop Wheel for cutting Steel . . . 8-inch diameter. Aluminum oxide. Cuts steel bars, sheets, tubing. Hole bushed to fit 3/8, 1/2-inch round arbors. 9 KT 6465—Shpg. wt. 10 oz. . . . \$2.19

Porcelain and Tile Cutter . . . 8-inch diameter. Silicon carbide. Also cuts marble, soapstone, plastics, copper, glass, cork. Center hole bushed to fit 3/8-inch and 1/2-inch round arbors. 9 KT 6466—Shpg. wt. 10 oz. . . . \$2.19

Brick and Concrete Cutters. Silicon carbide. Also cut cast iron, brass, bronze, plaster, limestone, Transite, Masonite Preswood® and plastics. Excellent for tuck pointing.

8-inch diameter. Center hole bushed to fit 3/8-inch and 1/2-inch round arbors. 9 KT 6467—Shpg. wt. 10 oz. . . . \$2.19

7-inch diameter. Fits Mall, Skil. Two center hole sizes.

Bushed for 1/2, 3/8-in. round arbors. 9 KT 6469—Shpg. wt. 10 oz. . . . \$1.99

6-inch diameter. Shipping wt. 9 oz. 9 KT 6468—Fits 1/2-in. sq. or rd. . . 1.69 9 KT 64682—Fits 3/8-in. round arbor 1.69

2 CRAFTSMAN Rubber and Abrasive Polishing Wheel . . . 4-inch diameter. Polishes, finishes all metals, plastics. For rust removal, die working, deburring, sharpening, etc. 1/2 inch thick. Max. rpm 3800. 1/2-inch center hole.

Fine grit. 9 KT 29281—Shipping weight 10 oz. . . \$1.49

Medium grit. 9 KT 29282—Shipping weight 10 oz. . . 1.49

3 Resinoid Grinding Wheel. 7x1 1/2 x 3/8 inch. Fits 3/8x11 thread spindle. Aluminum oxide reinforced with tough fiber glass. Depressed center. For heavy-duty welding, grinding, sharpening and other portable grinding work. Use with 9KT1710 sander guard (not included; see page 16). Shipping weight 1 pound 1 ounce. 9 KT 64101 \$2.89

Grinding Wheels for carbide-tip tools. Vitrified green silicon carbide. 1/2 inch thick. 3/4-inch center hole; bushings are included for use on 1/2 and 3/8-inch shafts.

6-inch diameter. 9 KT 64240—Fine Shipping weight 3 pounds. . . . Each \$2.39

6-inch diameter. Shipping wt. 9 oz. 9 KT 64250—Coarse Shipping weight 3 pounds. . . . Each 2.39



6-inch Abrasive "Flap Wheel"

For use on grinder head, motor shaft, drill arbor, etc. Unique abrasive action polishes or grinds metals of all types, removes paint, rust; shapes wood. To grind, press object against wheel; to polish, lightly touch object against wheel. Made of 80 strips of cloth-backed aluminum oxide, anchored to steel flanges. 6-in. diameter, 1 in. wide. Has 3/4-inch arbor hole. Bushings included to reduce arbor hole to 3/8 or 1/2 inch.

9 KT 6409—Shipping weight 1 pound 2 ounces. . . . \$4.79

CRAFTSMAN® Grinding Wheels

Both sides and face precision-ground . . . fully-vitrified (crystallized) in an electrically controlled kiln

Low as **69c** Medium fine or fine grit 3x1/2 in.



Meet the highest industrial standards. Made of first-quality aluminum-oxide abrasive grains, uniform size. Perfectly balanced. Meet safety standards of the American Standards Association. 3/4-in. center hole. Bushings for 3/8, 1/2 and 3/4 in. included with 3 and 4-in. wheels. Bushings for 1/2 and 3/4 in. included with 5, 6, 7 and 8-in. wheels. Made in U.S.A. Be sure to read safety rules below.

IMPORTANT SAFETY RULES


- (1) Do not grind on side of wheels. (2) Grinding wheels should be used only with concave flanges as large as, or larger than, shown in table below. (3) Use guard and shatterproof glass shield covering 3/4 of wheel. (4) For all wheels, never exceed rpm shown. (5) Wear safety goggles. (6) Stand aside one minute after starting wheel. (7) Follow safety instructions shown on grinding and cutoff wheels. Do not use on wood.

Wheel diameter, inches	3	4	5	6	7	8
Flange diameter, inches	1 1/4	1 3/4	1 3/4	2	2 1/2	3
RPM.	8276	6207	4966	4138	3600	3600

SELECT THE CORRECT GRIT FOR THE JOB

Fine . . . for knives, keen-edged tools, finish grinding and polishing.
Medium Fine . . . for axes, woodcutting tools, preparation for finish.
Medium Coarse . . . for machine shop use, or fast removal of stock.

Diameter and thickness	Min. size shaft	Shpg. wt. lbs.	Fine 100 grit		Medium Fine 60 grit		Medium Coarse 36 grit	
			Cat. No.	Each	Cat. No.	Each	Cat. No.	Each
3x 1/2 in.	3/8-in.	.1	9 KT 64311	69c	9 KT 64201	69c		
3x 3/4 in.	3/8-in.	.1	9 KT 64312	79c	9 KT 64202	79c		
4x 1/2 in.	3/8-in.	.1	9 KT 64313	\$1.09	9 KT 64203	\$1.09		
4x 3/4 in.	3/8-in.	.2	9 KT 64314	1.29	9 KT 64204	1.29		
4x 1 in.	3/8-in.	.2			9 KT 64205	1.49		
5x 1/2 in.	1/2-in.	.2			9 KT 64206	1.59	9 KT 64230	\$1.59
5x 3/4 in.	1/2-in.	.3	9 KT 64317	1.79	9 KT 64207	1.79		
5x 1 in.	1/2-in.	.3	9 KT 64318	1.99	9 KT 64208	1.99		
6x 1/2 in.	1/2-in.	.3	9 KT 64319	1.79	9 KT 64209	1.79		
6x 3/4 in.	1/2-in.	.3	9 KT 64321	2.09	9 KT 64211	2.09	9 KT 64232	2.09
6x 1 in.	1/2-in.	.4	9 KT 64322	2.39	9 KT 64212	2.39	9 KT 64233	2.39
7x 3/4 in.	1/2-in.	.4			9 KT 64213	2.49		
7x 1 in.	1/2-in.	.5			9 KT 64214	2.89	9 KT 64235	2.89
8x 1 in.	3/4-in.	.6					9 KT 64236	3.59



4 CRAFTSMAN Pressure-sensitive Cement. Stays tacky. 8-ounce plastic bottle. Shipping weight 14 ounces. 9 KT 2220 Each 79c

5 Stick Disc Cement. Won't dry . . . disc peels off after use. A mixture of rosin, animal, vegetable and mineral greases and waxes. A non-drying cement. 4 3/4-ounce tube. Shipping weight 6 ounces. 9 KT 2219 Each 49c

6 Sanding Drum. 3-inch face. 2 1/4-inch diameter. Screws on 1/2-inch x 20-thread shaft. Comes with medium grit sanding sleeve over expanding rubber drum. Shipping weight 1 lb. 3 oz. 9 KT 25246 \$2.99

Sanding Sleeve. Use with sanding drum (7) listed above.

Fine grit. 9 KT 25221—Wt. 3 oz. . . Each 29c
Medium grit. 9 KT 25222—Wt. 3 oz. . . Each 29c
Coarse grit. 9 KT 25223—Wt. 3 oz. . . Each 29c

7 Sanding Drum. 1-inch face, 3/4-inch plain spindle, 1 1/2 in. long. Use with safelock or collet chuck. Abrasive sleeve over expanding rubber drum. 9 KT 2497—1 1/2-in. diam. Wt. 11 oz. . \$1.49 9 KT 2498—2 3/4-in. diam. Wt. 13 oz. . \$1.69

Sanding Sleeve. Use with (8) above. 1 1/2-inch diameter. Package of 6. 9 KT 24421—Fine 9 KT 24422—Medium 9 KT 24423—Coarse Shipping weight 4 ounces . . Package 49c 2 3/4-inch diameter. Package of 6. 9 KT 24424—Fine 9 KT 24425—Medium 9 KT 24426—Coarse Shipping weight 4 ounces . . Package 59c

8 Wire Cup Brushes. For cleaning and polishing; paint and burr removal. 1 3/4-inch diameter; 3/4-inch shank. Shipping weight 5 ounces. 9 KT 64882—Fine wire. \$1.29 9 KT 64883—Coarse wire. 99c

9 Carbon Removing Brush. Designed for removal of heavy carbon deposits . . . also old paint and deep rust and corrossions. Especially suited for irregular surfaces. 1-inch diameter. 1/4-inch plain shank. 9 KT 64841—Shipping weight 5 oz. . . 99c


10 Wire Cup Brush. Coarse wire for removal of rust and paint, cleaning pitted surfaces. 3/4-inch shank. 2 3/4-inch diameter. 9 KT 64961—Shipping weight 9 oz. . . \$1.29

11 Wire Wheel Brushes. Excellent for paint and burr removal, cleaning and polishing of lathed workpieces. 3-inch diameter. 3/4-inch spindle. Shipping weight 6 ounces. 9 KT 64902—Fine wire \$1.19 9 KT 64903—Coarse wire 99c

12 Wire Scratch Wheels. Use on grinders, polishing heads, mandrels to remove rust and paint, deburr, etc. Use 2 or more in tandem for wider work areas. Widths given in table are approximate.

Catalog Number	Diam. (in.)	Width (in.)	Hole (in.)	Shipping weight	Each
Fine					
9 KT 64823	4	3/8	1/2	11 oz.	\$1.29
9 KT 64824	6	1/2	3/4	15 oz.	1.79
Coarse					
9 KT 64811	4	7/16	1/2	11 oz.	99c
9 KT 64812	6	9/16	3/4	15 oz.	1.39
9 KT 64813	8	1 1/16	3/4	1 lb. 10 oz.	1.99
Heavy Duty					
9 KT 64833	4	3/4	1/2	1 lb. 3 oz.	2.89
9 KT 64834	6	1	3/4	1 lb. 12 oz.	3.49

1 1/2-in. center hole bushed for 3/8 in. 3/8-in. center hole bushed for 1/2 in.



Rubber Grinding Wheel with slip-on grits

Does the same grinding jobs as vitrified wheel will do. No need to change wheels to change grit . . . just slip off long-lasting abrasive band. Has high safety factor. No bothersome "chatter." 3 aluminum oxide slip-on bands (1 each fine, medium, coarse). Use with 3450 rpm grinder. 6x1-inch wheel with 3/4-inch center hole; will also fit 3/8 or 1/2-inch shafts. Fits motors and grinders with 1 1/2-inch or longer shaft. Wheel plus 3 bands. (Wear safety goggles.) 9 KT 64045—Wt. 1 lb. 10 oz. Kit \$4.99

Replacement Abrasive Bands for above. Aluminum oxide. Cloth backing. 6x1 inch. Package of 3. 9 KT 22861—Fine 9 KT 22862—Medium 9 KT 22863—Coarse 9 KT 22852—One of each: fine, medium and coarse. Shipping weight 4 ounces. Pkg. 79c

CRAFTSMAN® Electric Grinders


Fully enclosed to seal out grinding dust, dirt. Permanently lubricated ball bearings for smooth running. Guaranteed 1 full year



\$56⁹⁹

CRAFTSMAN® with 1/3-HP motor and two 6x3/4-inch wheels


Split-phase 3450-rpm motor. Super-hard aluminum oxide grinding wheels . . . one 36 grit (med. coarse), one 60 grit (med. fine). Flat-faced cast aluminum housing for maximum work area; rubber-mounted. Adjustable tool rests and metal-rimmed safety-glass eye shields. Spark arrestors. Removable water tray. Flexible 15-inch gooseneck lamp. 1/2-inch x 20-thread shaft. Convenient on-off switch in front. Size 11 inches high, 16 1/4 inches long. Includes 6-foot 3-wire cord, adapter. UL listed. For 110-120-volt, 60-cycle AC only. See guarantee below. 99 KT 1958C—Shipping weight 30 pounds. \$56.99



\$87⁹⁹

1/2-HP motor . . . two 7x1-inch wheels

Capacitor-start 3450-rpm motor. Super-hard aluminum oxide grinding wheels . . . one 36-grit, one 60-grit. Flat-faced cast aluminum housing for maximum clearance . . . rubber-mounted to cut vibration. Adjustable metal-rimmed safety-glass eye shields and 2-piece all-position tool rests. Removable side guards, spark arrestors, water tray. Switch in front. 18-inch flexible gooseneck lamp. 1/2-in. x 20-thread shaft. Size 11 inches high, 18 3/4 inches long. 8-foot 3-wire cord, adapter. UL listed. 110-120 or 230-volt, 60-cycle AC. See guarantee below, left. 99 KT 1959C—Shipping weight 39 pounds. \$87.99



CRAFTSMAN® with 1/4-HP motor and two 6x1/2-inch wheels

\$46⁹⁹

Split-phase 3450-rpm motor. Two aluminum oxide grinding wheels: one fine, one medium. Flat-faced housing, convenient on-off switch in front. Adjustable tool rests and plastic eye shields. Removable guards. 1/2-inch x 20-thread shaft. Size 10 inches high, 15 1/2 inches long. Base measures 8 3/16 inches wide, 7 7/8 inches front to back. With 6-ft., 3-wire cord, adapter. UL listed. 110-120-v., 60-c. AC. See guarantee below. 99 KT 1940C—Shipping weight 25 pounds. \$46.99


CRAFTSMAN® Polishing Head \$11⁹⁹



Bufs and polishes metals, plastics . . . removes paint, rust . . . NOT for grinding. Die-cast aluminum housing . . . stress-resistant synthetic base. Permanently lubricated ball bearings. 5/8x12 3/8-in. spindle reduced to 1/2-in.x20-thread at ends. 2 1/4-in. diam. flanges. 6 1/2 in. high; 12 1/2 in. long; 3 1/2 in. front to back. For wheels to 6-in. diam. With 2-in. machine pulley. 9 KT 6601—Shipping weight 4 lbs. 11 oz. . . . \$11.99

Sears 5-inch Electric Grinder

\$15⁹⁹



Not CRAFTSMAN. Shaded-pole motor. Self-aligning bronze bearings. Two 5x1/2-inch grinding wheels: one fine, one medium coarse. Adjustable tool rests and plastic eye shields. Convenient on-off switch. 6-foot, 3-wire cord and adapter. UL listed. 6 in. high; 9 3/4 in. long over-all, 7 3/4 in. front to back. 110-120-volt, 60-cycle AC. Guaranteed for 90 days. See guarantee below. Shipping weight 12 lbs. 10 oz. 9 KT 1964. \$15.99

GUARANTEE

We'll repair, no charge, any electric grinder on this page showing defects in materials or workmanship if returned within time specified (void if used in rental service).



\$21⁹⁹

CRAFTSMAN® 6-inch Belt-driven Grinder

Constructed of sturdy aluminum-alloy and stress-resistant synthetic material. 1 3/16-inch clearance in front of housing for grinding long workpieces. 12 3/8x5/8-inch shaft reduced to 1/2-inch x 20-thread at ends. 2 1/4-inch diameter stamped flanges. Two 6x3/4-inch wheels . . . one wheel fine, the other coarse. Wrap-around tool rests are fully adjustable, up or down, in or out. 8 in. high, 12 1/2 in. long, 7 3/4 in. front to back. 2-in. machine pulley. 9 KT 6605—Shipping weight 11 lbs. \$21.99



\$5⁹⁹

CRAFTSMAN® Hand Grinder

High-speed gear ratio for easy turning. 5x1-inch aluminum oxide wheel is No. 60 medium fine grit. Long-lasting gears, pinions. Tool rests are adjustable. Heavy-duty cast iron frame. Wheel bushed to 3/8-in. arbor hole. Shpg. wt. 5 lbs. 6 oz. 9 KT 6426. \$5.99

**CRAFTSMAN[®]
COMMERCIAL**


Heavy-duty GRINDER with 3/4-HP motor and two 8x1-inch wheels

\$109⁹⁵

Ideal for continuous-production
toolroom work, service stations,
machine shops, farms and ranches

Our finest. Powerful single-phase 3450-rpm capacitor motor. Super-hard aluminum oxide grinding wheels; one 36 grit, one 60 grit; 12 3/8-inch clearance between wheels. Extra-heavy 1-piece cast iron base plus dynamically-balanced rotor to cut vibration. Flat-faced aluminum housing for maximum work area. On-off switch in front.

Adjustable 2-piece all-position tool rests and metal-rimmed safety glass eyeshields. Removable sideguards, spark arrestors. Dust exhaust outlets. 18-inch flexible gooseneck lamp. 3/8-inch x 18-thread shaft. 11 1/2 x 20 inches long, 13 inches high. With 8-foot 3-wire cord, adapter. UL listed. 110-120 or 230-volt, 60-cycle AC. Sent freight (rail, truck) or express. 1-year guarantee . . . facing page.
99 KT 1967N—Shipping weight 58 pounds. \$109.95




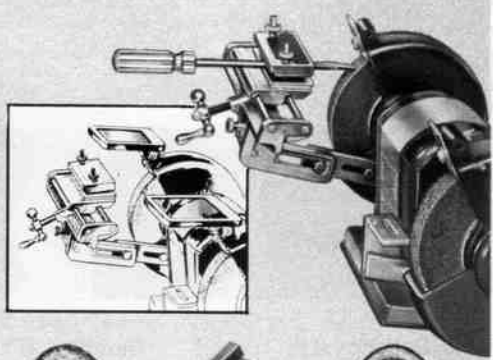
You can equip your entire workshop with
power tools and accessories from this book

Grinder Attachment holds tools

\$10⁹⁹

Ideal and simplest way to sharpen tools, blades, screwdrivers, etc. Holds work at pre-set angle for precise accuracy. Makes hollow or conventional grinding easier. Convenient guide for long knives, garden tools. 4-inch travel. Fine feed adjustment. Strong steel and die-cast construction, simple to assemble. With full instructions.

Shipping weight 4 pounds 15 ounces.
9 KT 19495 \$10.99



1 Grinding-Wheel Dresser. High carbon-steel cutters. Dresses, shapes, removes glaze from abrasive wheels. Overall length 12 in. Shipping weight 2 lbs. 2 oz. 9 KT 6492 \$1.79

Extra Cutters for above. Package of 4. Shpg. wt. 2 oz. 9 KT 6495 Pkg. 25c

2 Silicone-carbide Grinding-Wheel Dresser. For fast dressing, truing, shaping. 6-in. long black-silicon-carbide abrasive grit; self-removing protective shield. Over-all length 9 in. Wt. 14 oz. 9 KT 64921 \$2.19

(3 and 4) Shank-mounted Polishing Wheels. Fine quality, soft felt. 1/4-in. shank.

3 1 1/2 x 1-inch. Wt. 3 oz. 9 KT 64991 \$1.09

4 1 x 2 inches. Wt. 3 oz. 9 KT 64992 \$1.09

(5 and 6) Shank-mounted Buffs. Muslin. 1/4-in. shank. 50-ply. For polishing.

5 2-in. diameter. Wt. 3 oz. 9 KT 64981 69c

6 3-in. diameter. Wt. 5 oz. 9 KT 64982 79c

7 CRAFTSMAN Lamb's Wool Polishing Bonnets. Fit over sanding discs.

Catalog Number	Fit discs (inch)	Pile (finch)	Shpg. wt.	Each
9KT2520	3 1/2 to 4	1	3 oz.	59c
9KT2521	4 to 5 1/2	1	3 oz.	89c
9KT2527	6	1	4 oz.	\$1.29
9KT2528	7	1 1/2	5 oz.	1.49
9KT2539	8	1 1/2	7 oz.	1.79

8 CRAFTSMAN Buffing Compound. Set of four 3-oz. bars: emery (black); Tripoli (brown); red rouge; white rouge. Shipping weight 1 lb. 8 oz. 9 KT 2896 Set 99c

You can equip your entire workshop with power and hand tools from this book

CRAFTSMAN Buffing Compound. For metals, plastics. 3-oz. bar. 9 KT 2865—Shpg. wt. 7 oz. 39c

White rouge Buffing Compound. 3-oz. bar. For stainless steel, alum., cast brass, chromium, etc. 9 KT 2860—Shpg. wt. 8 oz. 39c

9 CRAFTSMAN Buffing Set. 6-in. sewed muslin buffing wheel, 1/2-in. hole; 3-oz. bar red rouge; 3-oz. bar Tripoli (brown). Shipping weight 1 lb. 2 oz. 9 KT 2864 Set \$1.29

10 CRAFTSMAN Buffing Wheels. High thread count. Raked edges. Double thickness. 1/2-in. hole. Muslin.


Catalog No.	Diam.	Layers	Wt.	Each
9 KT 64930	4-in.	30	3 oz.	59c
9 KT 64931	6-in.	30	6 oz.	89c
9 KT 64932	8-in.	30	8 oz.	\$1.29
Loose Concentrically Sewed				
9 KT 64940	4-in.	30	2 oz.	59c
9 KT 64941	6-in.	30	6 oz.	89c
9 KT 64942	8-in.	30	8 oz.	\$1.29

Sturdy Steel Base

\$19⁹⁹

For CRAFTSMAN 1/4, 1/2 and 3/4-HP grinders (also for grinder 99 KT 1967N listed above). 15 1/4 x 9-in. deep table top. 20 3/4 x 17-in. deep bottom. Legs adjust height from 32 to 35 3/8 in. Leveling feet with rubber pads to help reduce vibration. Sent unassembled.

Shipping weight 32 lbs.
99 KT 2222C \$19.99



Industrial Goggles and Safety Glasses

11 Industrial Goggles. For chipping, grinding. Adjustable plastic frames. Hardened 50-mm lenses; protective side shields. Shipping weight 7 ounces. 9 KT 1860 \$2.99

Industrial Goggles. As above, but designed to fit comfortably over regular glasses. Shipping weight 9 ounces. 9 KT 18615 \$3.79

12 Industrial Safety Glasses. Hardened clear lenses. 9 KT 1854—Wt. 5 oz. \$3.99
As above; with side shields. 9 KT 1855—Wt. 5 oz. \$4.39

13 Flexible Mask Goggles. For grinding, chipping, motor-cycling. .050-in. clear plastic lens. Fit over glasses. 9 KT 1859—Wt. 7 oz. \$1.59

Face Shields

14 With 8x11 1/2-in. acetate window. Glasses can be worn comfortably behind thick window. Headband adjusts. 9 KT 1890—Wt. 1 lb. 8 oz. . . . \$3.99

Extra Window for (14) above. 9 KT 18901—Wt. 7 oz. . . . \$1.29

15 With 6x11 1/2-in. clear plastic window. Plastic crown deflector. Polyethylene headgear. 9 KT 1861—Wt. 12 oz. . . . \$2.89
Extra Window for (15) above. 9 KT 1862—Wt. 4 oz. . . . \$1.09



Sanding Belts

Low
as **59c**

Long-lasting aluminum oxide abrasive. Tough, fast-cutting aluminum oxide grain on cloth-backed belt. One-piece construction. For portable and bench-type sanders. Use for sanding wood and for grinding down most metal or plastic surfaces.

3x21-inch Belt.
For former Sanders 9-2258 and 9-2259.
9 KT 22304—X-fine Wt. 3 oz.
9 KT 22301—Fine Wt. 3 oz.
9 KT 22302—Med. Wt. 4 oz.
9 KT 22303—Coarse Wt. 4 oz.
9 KT 22305—X-coarse Wt. 5 oz.
Each.....59c

4x24-inch Belt.
Fits Sanders 99—2269C, 99 K T2267C.
9 KT 22332—X-fine Wt. 4 oz.
9 KT 22333—Fine Wt. 4 oz.
9 KT 22334—Medium Wt. 6 oz.
9 KT 22335—Coarse Wt. 7 oz.
9 KT 22336—X-coarse Wt. 7 oz.
Each.....79c

4x24-inch Belt. For metal. Also fits above sanders.
9 KT 22337—Fine Wt. 4 oz.
9 KT 22338—Medium Wt. 6 oz.
9 KT 22339—Coarse Wt. 7 oz.
Each.....79c

4x36-inch Belt. Fits former Sander 99-2264C.
9 KT 22151—Fine Wt. 5 oz.
9 KT 22152—Medium Wt. 6 oz.
9 KT 22153—Coarse Wt. 7 oz.
Each.....89c

6x48-inch Belts. Fits Bench Sander 99KT2254L.
9 KT 21671—Fine Wt. 8 oz.
9 KT 21672—Medium Wt. 9 oz.
9 KT 21673—Coarse Wt. 12 oz.
Each.....\$1.49

For other sanders.
3x24-inch Belt.
9 KT 22352—Fine Wt. 4 oz.
9 KT 22353—Medium Wt. 5 oz.
9 KT 22354—Coarse Wt. 5 oz.
9 KT 22355—X-coarse Wt. 5 oz.
Each.....59c

3x27-inch Belt.
9 KT 22311—Fine Wt. 4 oz.
9 KT 22312—Medium Wt. 5 oz.
9 KT 22313—Coarse Wt. 5 oz.
Each.....69c

Sanding Sheets

Quality-made abrasive materials are bonded to strong backings. Select the right type to fit your job. Package of 6. Choose the right one for your use.

No Load Paper. 9x11-inch sheets.

Catalog No.	Grit	Shpg. wt.	Pkg.
9 KT 67601	Super fine	4 oz.	69c
9 KT 67603	Med. fine	5 oz.	69c
9 KT 67604	Fine	6 oz.	69c
9 KT 67605	Medium	8 oz.	69c
9 KT 67606	Coarse	10 oz.	79c

Aluminum Oxide Paper. 9x11 inch. Each pkg. contains 6 sheets.

Catalog No.	Grit	Shpg. wt.	Pkg.
9 KT 27411	X-fine	6 oz.	69c
9 KT 27412	Fine	8 oz.	69c
9 KT 27413	Medium	11 oz.	69c
9 KT 27414	Coarse	15 oz.	69c

Cloth-backed. 9x11-inch sheets. Each pkg. contains 3 sheets

Catalog No.	Grit	Shpg. wt.	Pkg.
9 KT 67891	Fine	6 oz.	79c
9 KT 67892	Medium	7 oz.	79c
9 KT 67893	Coarse	9 oz.	79c

Garnet Paper. 9x11-inch sheets. Each pkg. contains 6 sheets.

Catalog No.	Grit	Shpg. wt.	Pkg.
9 KT 67956	X-fine	6 oz.	59c
9 KT 67957	Fine	8 oz.	59c
9 KT 67958	Medium	11 oz.	59c
9 KT 67959	Coarse	1 lb.	59c

Emery Cloth. 9x11-inch sheets. Each pkg. contains 3 sheets.

Catalog No.	Grit	Shpg. wt.	Pkg.
9 KT 67981	Fine	6 oz.	49c
9 KT 67982	Medium	6 oz.	49c
9 KT 67983	Coarse	7 oz.	49c

Flint Sandpaper. 9x10-inch sheets. Each pkg. contains 12 sheets.

Catalog No.	Grit	Shpg. wt.	Pkg.
9 KT 67931	X-fine	8 oz.	39c
9 KT 67932	Fine	10 oz.	39c
9 KT 67933	Medium	12 oz.	39c
9 KT 67934	Coarse	18 oz.	39c

Silicon Carbide Waterand Finishing-paper. 9x11-inch sheets. Each pkg. contains 6 sheets.

Catalog No.	Grit	Shpg. wt.	Pkg.
9 KT 30111	Su. fine	5 oz.	69c
9 KT 30112	X-fine	6 oz.	69c
9 KT 30113	Med. fine	6 oz.	69c



Abrasive Sheets and Discs

Aluminum Oxide Sanding Sheets. Costs less to do a job with aluminum oxide... tough grits outlast most other abrasives.

Paper-backed for hand or machine work on hard woods. For 9x11-inch sheets, see below left.

3x7 3/4-inch Sheets. Package of 18 sheets.

Catalog Number	Grit	Wt. (oz.)
9 KT 27461	Fine	3
9 KT 27462	Medium	4
9 KT 27463	Coarse	5

Package.....49c

3 3/4x9-inch Sheets. Package of 12 sheets.

Catalog Number	Grit	Wt. (oz.)
9 KT 25131	Fine	3
9 KT 25132	Medium	4
9 KT 25133	Coarse	5
9 KT 25134	X-coarse	7

Package.....59c

4 1/2x11-inch Sheets. Package of 12 sheets.

Catalog Number	Grit	Wt. (oz.)
9 KT 27401	Fine	4
9 KT 27402	Medium	4
9 KT 27403	Coarse	6
9 KT 27404	X-coarse	10

Package.....69c

No-load Sanding Sheets. Won't clog... Rubber-treated paper backing adjusts to surface, gives better grip.

Excellent for orbital or reciprocating power sanders. For 9x11-inch size, see below left.

Fine grits are silicon carbide. Medium and coarse grits are aluminum oxide.

3x7 3/4-inch Sheets. Package of 12 sheets.

Catalog Number	Grit	Wt. (oz.)
9 KT 67652	Fine	5
9 KT 67653	Medium	6
9 KT 67654	Coarse	7

Package.....59c

3 3/4x9-inch Sheets. Package of 12 sheets.

Catalog Number	Grit	Wt. (oz.)
9 KT 67642	Fine	5
9 KT 67643	Medium	6
9 KT 67644	Coarse	8

Package.....69c

4 1/2x11-inch Sheets. Package of 12 sheets.


Catalog Number	Grit	Wt. (oz.)
9 KT 67632	Fine	6
9 KT 67633	Medium	8
9 KT 67634	Coarse	10

Package.....79c

Discs for portable, bench-type sanders.

Diam.	Hole	Grit	Pkg.	Catalog Number	Wt. (lbs./oz.)	Price
Aluminum Oxide, paperbacked						
4-in.	1/4-in.	Asst.*	6	9 KT 2544	4	49c
5-in.	None	X-Fine	6	9 KT 26051	3	49c
		Fine	6	9 KT 26052	3	49c
		M-Fine	6	9 KT 26053	3	49c
5-in.	3/4-in.	Coarse	3	9 KT 2542	4	49c
		Asst.†	6	9 KT 2543	4	49c
6-in.	1/2-in.	Fine	6	9 KT 25321	4	59c
		Med.	6	9 KT 25322	6	59c
		Coars.	4	9 KT 25323	6	59c
6-in.	3/4-in.	Asst.*	6	9 KT 25325	6	59c
		Fine	6	9 KT 25293	6	69c
		Med.	6	9 KT 25294	6	69c
		Coarse	6	9 KT 25295	7	69c
7-in.	1/2-in.	Asst.*	6	9 KT 2548	6	69c
		Fine	6	9 KT 2531	8	99c
8-in.	None	Fine	6	9 KT 25251	8	99c
		Med.	6	9 KT 25252	8	99c
		Coarse	5	9 KT 25253	10	99c
8-in.	3-in.	Asst.*	6	9 KT 22730	9	99c
9-in.	3/4-in.	Fine	6	9 KT 25261	8	\$1.19
		Med.	6	9 KT 25262	10	1.19
		Coarse	5	9 KT 25263	11	1.19
10-in.	None	Fine	6	9 KT 25341	9	1.49
		Med.	6	9 KT 25342	12	1.49
		Coarse	5	9 KT 25343	14	1.49
10-in.	3-in.	Asst.*	6	9 KT 22731	12	1.49
12-in.	None	Fine	2	9 KT 25491	6	99c
		Med.	2	9 KT 25492	8	99c
		Coarse	2	9 KT 25493	10	99c
Aluminum Oxide, fiber backed						
6-in.	3/4-in.	Fine	10	9 KT 25296	13	3.19
		Med.	10	9 KT 25297	14	3.49
		Coarse	10	9 KT 25298	1	3.79
		Asst.‡	10	9 KT 25461	1	3.79
7-in.	3/4-in.	Fine	10	9 KT 25290	1	3.39
		Med	10	9 KT 25291	1	3.69
		Coarse	10	9 KT 25292	1	3.99
		Asst.§	10	9 KT 25462	1	3.99
No-load (F., silicon carbide, M., C., alum. oxide)						
5-in.	1/4-in.	X-Fine	6	9 KT 67611	3	49c
		Fine	6	9 KT 67612	3	49c
		Med.	6	9 KT 67613	4	49c
		Coarse	6	9 KT 67614	4	49c
Silicon-Carbide, open coat						
6-in.	1/2-in.	Coarse	3	9 KT 25324	6	79c

*2F, 2M, 2C †3F, 3M ‡2F, 4M, 4C



Sander-Polisher Kit

1 CRAFTSMAN. Converts electric drill into effective sander-polisher. Sponge rubber backup pad with swivel joint helps prevent swivel marks. Includes 3, 5-in. diameter, sanding discs, lamb's wool polishing bonnet and tube of activator cement. For any 3/4 to 1/2-in. CRAFTSMAN or other drill.
9 KT 28476—Wt. 1 lb. 1 oz.....Kit \$3.49

Replacement tube of Activator Cement. Use with kit (1) above.
9 KT 28473—Shipping weight 4 oz.....59c

CRAFTSMAN Sanding-Polishing Kit for flexible shafts. For any 1/4 to 3/4-in. drill. Rubber pad, 1/4-in. chuck adapter, wool bonnet.

With one 4-in. abrasive disc.
9 KT 2827—Shipping weight 9 oz.....Kit 99c

With three 5-in. abrasive discs.
9 KT 2841—Shipping wt. 14 oz.....Kit \$1.69

With three 6-in. abrasive discs.
9 KT 28417—Wt. 1 lb. 2 oz.....Kit 2.39

For 3/8 and 1/2-in. drills (no 1/4-in.). Greater smoothness from 40% more rim speed on 3/8-in. drill. Rubber pad, wool bonnet.
9 KT 28479—Wt. 1 lb. 6 oz.....Kit \$3.89

Sanding Wheels

Convert your bench saw or radial arm saw to a disc sander. Replaceable abrasive disc.

2 8-in. diameter Wheel, Alum. 1 side tapered, 1 side flat. For 3/8 to 1/2-in. center hole. Medium grit on both sides.
9 KT 2274—Wt. 1 lb. 3 oz. \$3.49

10-in. diameter Wheel, Steel. For 3/4 to 3/8-in. center hole. Medium grit on one side; coarse grit on the other.
9 KT 22723—Wt. 3 lbs. 14 oz. \$4.49

Replacement Sanding Discs. For (2) above. 3-in. center hole. Pkg. of 6: 2 fine, 2 medium and 2 coarse discs.
8-in. diameter.
9 KT 22730—Wt. 9 oz. Pkg. 99c
10-in. diameter.
9 KT 22731—Wt. 12 oz. Pkg. \$1.49

Sears Has a Credit Plan to Suit Your Needs... Ask for Details

Sanding Helps

3 COMPANION Sanding Block. 6-inch steel frame. With 30x1 1/2-inch roll... easily unrolls to replace worn parts.
9 KT 3681—Shpg. wt. 12 oz.....\$1.39

Refills for (3) above. 30x1 1/2-in. rolls. Shpg. wt. per roll 3 oz.
Garnet Refill.
9 KT 36881—Fine 9 KT 36882—Medium
9 KT 36883—Coarse.....Each 15c

4 Sanding Block. For fast stock removal. Wears to shape of irregular surfaces. Manufactured from silicates.
9x2x2 in.
9 KT 6439—Shipping weight 6 oz.....29c

5 CRAFTSMAN Steel Wool. All-purpose. Pkg. 16 pads. Wt. 1 lb. 3 oz.
9 KT 67910—Very fine #0000... Pkg. \$1.39
9 KT 67911—Extra-fine #000... Pkg. 1.19
9 KT 67912—Fine #0... Pkg. .79
9 KT 67913—Medium #1... Pkg. .79
9 KT 67914—Med. coarse #2... Pkg. .79
9 KT 67915—Coarse #3... Pkg. .79

Tungsten carbide Karbo-Grits

(6 thru 8) Outlast ordinary sandpaper 40 to 1. Grits permanently brazed to steel wheels, discs, sheets. When clogged, shake out, wirebrush, use gum and pitch remover.

6 Abrasive Wheel. For bench, radial-arm saws. For plywood, veneers. Coarse grit, one side, edge; medium grit, other side. Each has knockout-bushed round hole.
8-in. diameter. 5/8-3/4-in. hole.
Shipping weight 2 pounds 10 ounces.
9 KT 30001.....\$4.99

10-in. diameter. 3/4-5/8-in. hole.
Shipping weight 4 pounds 2 ounces.
9 KT 30003.....\$6.99

7 Sanding Discs. Bonded to thin steel. For electric drills, rotary sanders. Fit 1/4 or 3/8-in. arbors.
5-in. diameter
9 KT 30072—Medium
9 KT 30073—Coarse
Wt. ea. 4 oz.
Each.....\$1.39

6-in. diameter
9 KT 30075—Medium
9 KT 30076—Coarse
Wt. ea. 5 oz.
Each.....\$1.49

8 Neoprene-backed Sheets. For platen-sanders. Also for orbital, dual-action electric sanders. See page 17.
3 3/4x9 1/2-in. Sheets
9 KT 30281—Fine
9 KT 30282—Med.
9 KT 30283—Coarse
Wt. ea. 5 oz.
Each.....\$1.49

4 1/2x11 1/2-in. Sheets.
9 KT 30291—Fine
9 KT 30292—Med.
9 KT 30293—Coarse
Wt. ea. 7 oz.
Each.....\$1.99

CRAFTSMAN
COMMERCIAL

Machinists' Vises
Our finest . . . Extra-heavy duty

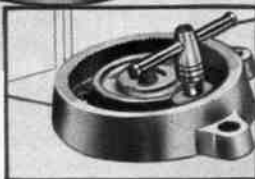


3 1/2-inch jaw size **\$42.99**

Rugged malleable-iron castings—almost unbreakable. Replaceable steel jaw faces are pinned to castings for precision tongue and groove fit. Extra-long back jaw. Precision knurled gripping surface; no screw heads in work face. Self-lubricating graphite-bronze bearings take all the thrust of the steel screw head.

Steel beam protects screw. Steel ball-ends of handle forged from handle stock . . . can't loosen. Meet Fed. Specs. GGG-V-0041C. See CRAFTSMAN COMMERCIAL standards, page 4.

Catalog Number	Jaw size	Opens to	Wt. lbs.	Price
99 KT 5182C	3 1/2 in.	5 in.	33	\$42.99
99 KT 5183L	4 in.	6 in.	43	\$53.99
99 KT 5184L	4 1/2 in.	7 in.	50	\$62.99



Swivel-base Kits

Convert stationary-base vise to swivel-base vise. Swivels 360°. Gear-like lock-bolt locks tight. Heavy-duty construction. Includes: swivel base, nut and handle, plug for one hole.

For vise 99 KT 5182C.
Shipping wt. 6 lbs. 5 oz.
9 KT 5185 Kit \$10.99

For vises 99 KT 5183L and 99 KT 5184L.
Shipping wt. 8 lbs. 2 oz.
9 KT 5186 Kit \$12.99

Rotating, tilting Vise

Rotate or tilt this vise to any position as needed. Swivels 360°. Head swivels and tilts to any tangent up to 180°.

Ruggedly constructed of die-cast zinc and aluminum alloys reinforced with steel and brass plates. Single lock-screw holds the head in position. Base is 4 1/2 x 4 1/2 inches; vise is 6 1/2 inches high. Jaws open to 2 1/2 inches. Handling ease assured.

Shipping weight 3 pounds 12 ounces.
9 KT 45339 \$16.99



CRAFTSMAN® Bench Vises
Beam encloses screw . . . can't clog

Heavy-duty steel channel. Jaws can't wobble sideways or up and down. Convenient, built-in pipe jaws. Slanted swivel locking lever, angled away from vise. Vise swivels 165° and locks tight.

Steel handle tapered ends forged from handle stock . . . can't come loose. Zinc-plated handle, screw, lock nut. Fast-acting, Acme-threaded steel screw seated in replaceable malleable iron nut . . . stronger than ordinary vises. Screw protected by channel beam from chips or filings—can't clog. Extra large anvil and anvil horn. Hardened and tempered replaceable jaw faces. Vise body reinforced at points of strain. Red finish.

Catalog Number	Jaw size	Opens to	Holds pipe	Shipping weight	Price
99 KT 5180C	3 1/2 in.	4 in.	1/2 to 1 1/2 in.	19 lbs.	\$14.99
99 KT 5188C	4 in.	5 in.	3/4 to 1 3/4 in.	28 lbs.	22.99
99 KT 5181C	5 in.	6 in.	7/8 to 1 1/2 in.	40 lbs.	28.99

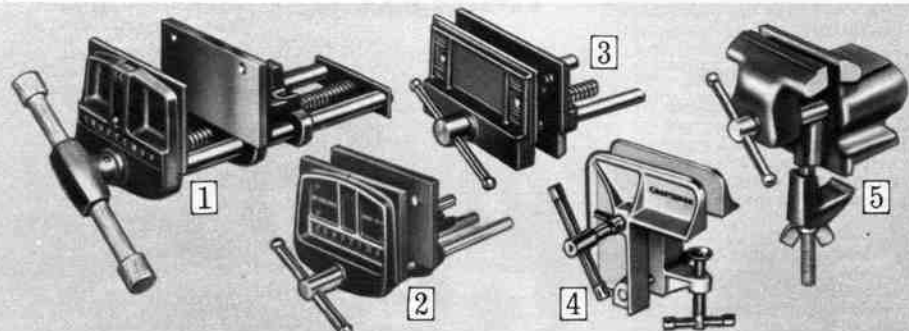

Low-priced Utility Vise perfect for the home workshop or small industrial shop

\$8.49

Strong, cast semi-steel body. Handle, screw and lock nut are bright-plated for long, rust-free service. 3 1/2-inch jaws open to 3 inches. Jaw faces are replaceable.

Built-in pipe jaws take 1/2 to 1-inch diameter pipe. The base swivels 165° . . . locks securely in any position.

Shipping wt. 10 lbs. 15 oz.
9 KT 5177 \$8.49



1 CRAFTSMAN Professional Woodworker's Vise with handy "instant-hold." Simple to use . . . just turn hardwood handle left and pull out jaw; push jaw closed and turn handle right . . . work-piece is held tight. 4x10-inch jaws have an opening capacity of 12 inches. Guide rods and drag bar keep jaws aligned. Drilled for wood faces. Meets Federal Specifications GGG-00445. 99 KT 5189C—Shpg. wt. 37 lbs. . . . \$30.99

2 CRAFTSMAN Woodworker's Vise. Sturdy steel handle. Guide rods. Acme thread screw. 4x7-inch jaws. 7-inch capacity. 9 KT 5192—Shpg. wt. 12 lbs. . . . \$14.99

3 Woodworker's Vise. Fits any bench up to 2 1/2 in. thick. 2 1/2 x 6 1/2-inch jaws open to 4 1/2 in. Holes in jaws for mounting wood faces. Sturdy steel handle. 9 KT 5187—Shipping wt. 6 lbs. 4 oz. . . . \$6.99

4 CRAFTSMAN Portable Woodworker's Vise. Lightweight. Aluminum 5 1/2 x 5 1/2-in. "L" jaws open to 2 3/4 in. Ideal for clamping doors upright to bench for planing. Fits any bench from 3/4 to 2 1/4 in. thick. 9 KT 5202—Shipping wt. 2 lbs. 1 oz. . . . \$3.99

5 CRAFTSMAN Clamp Vise. Clamps securely to benches up to 2 1/4 in. thick. 3 in. wide jaws open to 2 3/4 in. Front jaw guides, plated screw, handle. 9 KT 5246—Shipping wt. 3 lbs. 7 oz. . . . \$3.69

Vacuum-base Portable Vise . . . tops for versatility

\$6.99

Easy to set up where the work is. To attach—just apply slight pressure to top of vise and push lever down . . . holds firmly in any position. To release—just lift the lever and it's off.

Sturdy casting with 2 1/2-in. V-groove steel jaws . . . open to 2 in. 5x4-in. base. 4 in. high. Includes protective slide-on rubber jaws for handling delicate or fragile parts.

9 KT 5174—Shpg. wt. 2 lbs. 12 oz. . . . \$6.99





- A** Exclusive Permanex® case . . . so tough it won't chip, rust, crack or peel
- B** Instant fuel control lever for fast starts . . . fuel savings, too
- C** Exclusive 20-micron filtered orifice prevents harmful clogging in burner head for much longer life and maximum performance

CRAFTSMAN® 5-piece Propane Torch Kit

You can solder . . . thaw locks, pipes or bolts . . . bend metals . . . sweat fittings . . . burn weeds . . . and much more

5-piece Kit **\$9.49** | Torch only low as **\$4.79**

Just press lever for instant 2300° flame . . . release and flame goes back to pilot. Here's what you get: instant-control torch with pencil-flame burner and cylinder, blow-torch burner head, spark lighter and flame spreader. Also includes 4 replacement orifices with 20-micron filters (2 orifices for each burner head). Permanex polyethylene case with fitted accessory compartment for storage ease. UL listed.

9 KT 54012—Shipping weight 5 lbs. Kit \$9.49

Torch only. With pencil-flame burner and cylinder.
9 KT 54202—Shipping weight 3 pounds. \$5.99

Torch only. As 9 KT 54202, but no fuel-saving control.
9 KT 5421—Shipping weight 2 lbs. 13 oz. \$4.79



Accessories for propane torches

1 Replacement Propane Cylinder. For 9 KT 54202 and 9 KT 5421 at left, most other propane torches.
9 KT 5491—Shipping weight each 2 lbs. 1 oz. \$1.09

2 Flame Spreader. For use with burner head 9 KT 5461, 9 KT 5417—Shipping weight 3 ounces. \$1.09

3 Blow-torch Burner Head. Standard size. Ideal for conventional repair work and thawing jobs.
9 KT 5461—Shipping weight 5 ounces. \$1.99

Pencil-flame Burner Head. (Not shown.) Specially designed for working in hard-to-reach areas.
9 KT 5415—Shipping weight 5 ounces. \$1.99

4 Soldering Tips. For use with propane torches 9 KT 54202 and 9 KT 5421 described at left.
9 KT 5418— $\frac{3}{8}$ -inch diameter. Shpg. wt. 5 oz. \$1.99
9 KT 5433— $\frac{3}{8}$ -inch diameter. Shpg. wt. 3 oz. 1.89

5 Charcoal Lighter Burner. Lights leaves, logs and charcoal. Hotter torch.
9 KT 54905—Shipping weight 7 ounces. \$2.29

6 Orifices for pencil-flame burner head. Package of 2.
9 KT 54005—Shipping weight 3 oz. Package 69c

7 Orifices for blow-torch burner heads. Package of 2.
9 KT 54605—Shipping weight 3 ounces. Package 69c

8 Spark Lighter. Safety cap is included.
9 KT 5440—Shipping weight 4 ounces. 39c

Flints for spark lighter (8) above. Package of 6.
9 KT 54405—Shipping weight 2 ounces. Package 39c

9 Paint Scraper Attachment. Designed for use with blowtorch burner head and flame spreader.
9 KT 54205—Shipping weight 9 ounces. \$1.09

Gasoline Blow Torches

(10 and 11) All-brass replaceable pump . . . self-lubricating with leak-proof mounting. Rugged cast-bronze burner. Convenient automatic check valve. Insulated handle and valve wheel. Handy removable hook for holding the soldering iron securely.

10 Economy model. Copper-brazed steel. 1-qt. tank. $\frac{3}{8}$ -in. burner opening. Needle valve. 2100° F. flame.
Shipping weight 4 pounds 2 ounces.
9 KT 55443 \$12.99

11 CRAFTSMAN . . . our best. Seamless, solid brass 1-quart tank. Metal windshield for better heat generation. Massive 1-piece burner with $\frac{7}{8}$ -inch opening . . . gives 2200° F. flame. Wire needle keeps orifice clean automatically. Lead-coated, ridge steel bottom. Guaranteed for 1 full year.
Shipping weight 4 pounds 8 ounces.
9 KT 55425 \$18.99

GUARANTEE: We will repair or replace, at our option, without charge, any blow torch on this page that shows defects in materials or workmanship, if returned within the time specified.




High-quality Plumbing Accessories and Tools

12 CRAFTSMAN Plumber's Gasoline Furnace. Designed to handle large repair jobs . . . melts 20 pounds of lead in about 6 minutes. Concentrated heat at 2250° Fahrenheit. 1-gal. steel tank, lead coated inside and out. Brass pump has automatic check. Valve assembly coil is replaceable as a unit. With copper-brazed joints. Guaranteed 1 yr.
Shipping weight 12 lbs.
9 KT 5428 \$33.99

13 Cast-iron Melting Pot. For use with gasoline furnace (12) at left. Top diameter is $4\frac{3}{4}$ inches. Has a capacity of about 12 pounds.
Shpg. wt. 2 lbs. 10 oz.
9 KT 5435 \$2.19

14 Cast-iron Ladle. 10-inch handle. Strainer screens out damaging impurities. Capacity $1\frac{1}{2}$ lbs.
Shpg. wt. 1 lb. 2 oz.
9 KT 5436 \$1.49

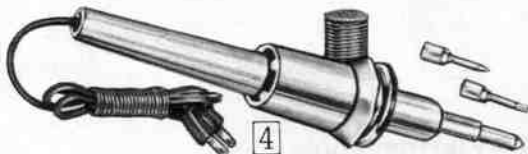


Electric Soldering Irons

1 CRAFTSMAN 200-watt. Heavy commercial duty . . . for continuous use. Plastic handle is much stronger than wood. Precision-wound element for extra-heavy duty. 3/8-inch copper tip. Nickel-chrome-plated. 120-v., AC-DC. UL listed. 9 KT 53831—Shipping weight 1 lb. 15 oz. . . \$8.99

2 Pencil-type. Designed for intricate soldering jobs. Nichrome element. 1/8-inch copper tip heats to 800° F. Rated at 40-w. input at 125 volts. Plastic handle. 120-volts, AC-DC. UL listed. 9 KT 5351—Shipping weight 9 ounces. . . . \$3.89

3 Medium-duty. General household soldering. Nichrome element. Chrome-nickel-plated finish. Wood handle. 120-v., AC-DC. UL listed. 9 KT 53792—100 watt. Shpg. wt. 14 oz. . . . \$3.19
9 KT 54081—75 watt. Shpg. wt. 12 oz. . . . 2.49



CRAFTSMAN® Soldering Kit \$5.29

. . . ideal for TV technicians

4 Includes 40-watt electric soldering iron with 3 interchangeable tips and spool of wire solder. Tips are specially designed for electronic assembly and service soldering. 120-v., AC-DC. UL listed. 9 KT 53512—Shipping weight 11 oz. . . . Kit \$5.29

CRAFTSMAN® 2-heat Soldering Guns

Just pull Hi/Lo trigger to change from HI to LO heat . . . lets you do many more hobby and workshop jobs

Light-duty Kit with 100-140-watt Gun **\$7.69**

Heavy-duty Kit with 150-230-watt Gun **\$10.59**

Compact, modern design . . . balanced for easy operation in any position. Convenient combination trigger control . . . one squeeze selects HI or LO heat and turns gun on at the same time . . . just release to turn off. High-impact plastic housing. Built-in light is pre-focused to illuminate work area. Pre-tinned copper tip . . . shaped long and slim for operating in tight places. UL listed. 6-foot cord. 110-120-volt, 60-cycle, AC. Kits include convenient carrying cases.

Kit with 100-140-watt Gun (9 KT 52841 below)
Includes: 1 each soldering, plastic-cutting and heat-seal tips. Coil of solder and case.
9 KT 52844—Shpg. wt. 4 lbs. 9 oz. . . . Kit \$7.69

100-140-watt Gun. Use LO heat for precision work such as jewelry making, TV soldering, other intricate jobs. Use HI heat for general soldering work in the shop or around the home.
9 KT 52841—Shpg. wt. 3 lbs. 2 oz. . . . \$5.99

Kit with 150-230-watt Gun (9 KT 52851 below).
With two soldering tips, 1 plastic-cutting tip, 1 heat-seal tip. Coil of solder and case.
9 KT 52855—Shpg. wt. 5 lbs. 1 oz. . . . Kit \$10.59

150-230-watt Gun. Use LO heat for general soldering. Use HI heat for heavy-duty jobs needing more heat than available from 9 KT 52841 at left.
9 KT 52851—Shpg. wt. 3 lbs. 10 oz. . . . \$7.99

Replacement Tips for above.

9 KT 52826—General Duty. Shipping weight 3 ounces. 55c
9 KT 52827—Heat Sealing. Shipping weight 3 ounces. 55c
9 KT 52828—Plastic Cutting. Shipping weight 3 ounces. 55c



Use the right Solder and Soldering Accessories, Supplies

5 CRAFTSMAN Wire Solder. Meets Fed. Specs. QQ-S-571d. Acid, rosin-core solders have flux in core . . . need no paste. (See % of tin and lead in table below.)

Cat. No.	Quantity	Tin/Lead	Shpg. wt.	Each
Solid Wire Solder. For general work				
9 KT 8053	1-lb. spool	40/60	1 lb. 3 oz.	\$1.99
9 KT 8054	1-lb. spool	50/50	1 lb. 3 oz.	2.19
Acid Core Solder. For general use only				
9 KT 8079	10-ft. coil	40/60 5 oz.	69c
9 KT 8051	1-lb. spool	40/60	1 lb. 3 oz.	\$1.99
Rosin Core Solder. For electrical work				
9 KT 8078	10-ft. coil	40/60 5 oz.	69c
9 KT 8052	1-lb. spool	40/60	1 lb. 3 oz.	\$1.99
9 KT 8089	10-ft. coil	60/40* 4 oz.	69c

*For printed circuits, fine work.

6 CRAFTSMAN Soldering Fluid. For all metals except aluminum. Use as flux. 6-oz. bottle. Shipping weight 12 ounces.
9 KT 8073 Bottle 49c

7 CRAFTSMAN Paste Solder. Flux and cleaner in one . . . 50% tin and 50% lead. 8-oz. jar. Shipping weight 12 ounces.
9 KT 8081 Jar \$2.39

8 Soldering Paste. Use for most metals except aluminum. Use it as flux. Comes in 3-oz. can. Shipping weight 8 ounces.
9 KT 80751 Can 35c

9 Extruded Bar Solder. Requires flux. 1-pound bar. 40% tin; 60% lead.
9 KT 8057—Wt. 1 lb. 3 oz. \$1.99
50% tin; 50% lead.
9 KT 8058—Wt. 1 lb. 3 oz. 2.09

10 Aluminum Solder. Needs no flux. Package of three 2-oz. rods. Shipping weight 10 oz.
9 KT 80972 Package \$1.29

11 CRAFTSMAN Sal Ammoniac. Solid 4-ounce package. Shipping weight 7 ounces.
9 KT 8071 Package 35c

12 Stainless Steel Solder and Flux. For general purpose soldering. Approximately 100 inches long.
9 KT 80992—Shpg. wt. 4 oz. \$1.39

13 Aluminum Brazing Alloy and Flux. For nickel alloys, copper, soldering aluminum to dissimilar metals. Approximately 96 in. long.
9 KT 80994—Shpg. wt. 3 oz. \$1.39

14 Silver Solder and Flux. For soldering alloy steel. Approximately 60 inches long.
9 KT 80993—Shpg. wt. 3 oz. \$1.49



1 8-inch size
\$2.89

2 8-inch size
\$1.59

Professional-quality Pipe Wrenches

1 CRAFTSMAN Heavy-duty. American-made. Rugged professional quality. One-piece frame, housing and handle. Replaceable forged-steel jaws . . . milled teeth. Exceed Federal Specifications GGG-W-651c, Type II, Class A.

Catalog Number	Size in.	Takes pipe*	Shpg. wt. lb. oz.	Price
9 KT 55670	8	1 in.	1 2	\$2.89
9 KT 55671	10	1½ in.	2 2	3.79
9 KT 55672	14	2 in.	3 10	5.19
9 KT 55673	18	2½ in.	5 10	7.29
9 KT 55674	24	3 in.	9 13	11.49

Heavy-duty Pipe Wrench (not shown). Same pattern as above. From Japan.

10-inch size, 1½-inch capacity.*
9 KT 30851—Wt. 1 lb. 12 oz. . . . \$2.69

14-inch size, 2-inch capacity.*
9 KT 30852—Wt. 3 lbs. 6 oz. . . . 3.69

2 Stillson-pattern All-forged. Made in Japan to Sears rigid specifications. Steel jaws . . . milled teeth—pitched to force work into jaws, not out. Forged-steel handle and jaws.

Catalog Number	Size in.	Takes pipe*	Shpg. wt. lbs. oz.	Price
9 KT 30881	8	¾ in.	13 7	\$1.59
9 KT 30882	10	1 in.	1 7	1.99
9 KT 30883	14	1½ in.	2 9	2.89
9 KT 30884	18	2 in.	4 3	3.99

3 CRAFTSMAN Reversing Chain Pipe Wrench. Reverse or take new bite without removing wrench from work. Ideal for use in tight places. Fits any pipe, conduit, or irregular-shaped material—you can even change spin-type oil filters.

Drop-forged steel body . . . nickel-chrome-plated. 12-inch handle; 15-inch chain. 2 sets of teeth. Capacity up to 4-in. outside diameter.
9 KT 55713—Wt. 1 lb. 12 oz. . . . \$4.99

Professional-quality Plumbing Tools





4 CRAFTSMAN Basin Wrench. Self-adjusting forged steel jaws. Extra-long handle makes faucet nuts easier to remove. 11-in. handle is square for firm wrench grip.
9 KT 55683—Wt. 1 lb. 4 oz. . . . \$2.59

5 Angle Tapered Seat Wrench. Remove or insert all types of faucet seats. Makes tough jobs easier. Cadmium-plated steel resists rust. "L" shaped for just the right angle. One leg 6 in. long, tapered to a ¼-in. square at end. Other leg 7 in. long, tapered to a ¼-in. square. ¼-inch shank diameter.
9 KT 55682—Shpg. wt. 13 oz. . . . \$1.19

6 Large Strap Wrench. One-piece cast-iron head and handle. 12-inch handle. Breaking strength 3500 pounds. ½ to 2-inch capacity.*
9 KT 55706—Wt. 1 lb. 12 oz. . . . \$3.49

7 Small Strap Wrench. Cast-iron head, 6-inch size. Breaking strength 1000 pounds. ½ to 1-inch capacity.* Sturdy strap.
9 KT 55705—Wt. 11 oz. . . . \$1.69

8 Adjustable Slip and Lock-nut Wrench. Shaped for slip-nuts on "P" or "S" sink traps. Also for lock-nuts, spud nuts, and bonnet caps. Jaw adjusts from ¼-in. to 3 in. Cadmium-plated. 10½ inches long.
9 KT 55685—Wt. 1 lb. 8 oz. . . . \$2.49



Cut, bend, flare, join tubing with CRAFTSMAN® Flaring Tools

9 9-piece Flaring Tool Set. Handles copper, aluminum, brass . . . thin wall tubing. Flaring tool (10); 6-pc. tube-bending set (12); cutter (14) included. Metal case. Wt. 6 lbs. 12 oz.
9 KT 55271 Set \$10.49

10 Flaring Tool. For 7 sizes: ¼ to ¾-in. O.D.* Yoke, swivel cone, slide-bar handle. Meets Fed. Specs. GGG-C-451 Type I, Class 2, Style A.
9 KT 55371—Wt. 2 lbs. 4 oz. . . . \$5.29

11 Extra-heavy-duty Flaring Tool. 8 sizes: for ¼ to ¾-in. O.D.* Rigid, ductile iron frame. Steel die bar spring-loaded handles. Plunger centers

tool. Meets Fed. Specs. GGG-F-451, Type I, Class 2, Style A.
9 KT 55481—Shpg. wt. 3 lbs. \$11.99

12 6-piece Tube-bending Set. For ¼ to ¾-in. O.D.* Tempered, spring-steel tubes, flared ends. Cadmium-plated. Meets Fed. Specs. GGG-B-191a, Type I, Class 2, Style A.
9 KT 55411—Wt. 1 lb. 15 oz. . . . \$2.49

13 Close-quarter Tubing Cutter. Capacity from ¼ to ¾-in. O.D.* tubing. For small areas where standard cutters cannot operate. Needs only 1½-inch clearance.
9 KT 5560—Shpg. wt. 6 oz. . . . \$1.79

14 Tubing Cutter. Alloy steel wheel. 2 facing rollers. Easy-grip feed knob. Cuts tubing up to 1-in. O.D.* Slide lock safety reamers. Shipping weight 1 pound.
9 KT 5533 \$2.09

15 Heavy-duty Tubing Cutter. 2 alloy steel cutting wheels; 2 facing rollers cut cleanly with little burring. Capacity up to 1½-in.* Slide-lock, retractable safety reamer. Large, easy-to-grip feed knob. Enclosed feed design. Flare groove rollers. With extra wheel. Shipping weight 1 lb. 2 oz.
9 KT 5531 \$3.49

16 Tubing Cutter. For tubing with ¼ to 1½-in. O.D.* Use minimum pressure. No distortion. Thin wheel reduces burrs. Zinc frame.
9 KT 5528—Wt. 2 lbs. 5 oz. . . . \$4.49

17 Quick-Action Tube Cutter. Fast, easy-to-use cutter for ¼ to 1½-in. O.D.* tubing. Instantly adjusts to size by pressing button. Has extra cutting wheel for plastic tubing . . . wheel stores in handle. Also cuts copper and aluminum as well as thin-wall tubing. Shipping weight 1 lb. 2 oz.
9 KT 55389 \$8.99
*Outside diameter.

Metal Letter and Figure Sets

18 Set of steel alphabet and period. Two sizes.
9 KT 37924—¼-in. size. Wt. 1 lb. 12 oz. Set \$6.99
9 KT 37925—¾-in. size. Wt. 2 lbs. 11 oz. Set 8.59

19 Set of steel 0 to 9 (6 inverts to 9). 2 sizes.
9 KT 37912—¼-in. size. Wt. 13 oz. . . . Set 2.79
9 KT 37913—¾-in. size. Wt. 1 lb. 2 oz. . . . Set 3.49

20 81-piece Stencil Set. Brass letters interlock. You get: 2 each (A thru P and R, S, T, U, W), 1 each (Q, V, X, Y, Z), 2 each (0 thru 9), 1 each blank beginner, 1 ender, period ender, comma, apostrophe, 2 spacers, 2 periods, dollar sign, cent sign, ampersand, Brush, ink. Meets Fed. Specs. RR-S-714a.
9 KT 37851—1-in. size. Wt. 1 lb. 2 oz. . . . Set \$7.49
9 KT 37852—2-in. size. Wt. 2 lbs. 4 oz. . . . Set 10.79
NOTE: Sets (18), (19) and (20) come in wood boxes.




CRAFTSMAN®
Electric Marking Tool

\$10.49

Protect your property. Fast, easy . . . no special skill required to operate. Engraves names, sizes, identifying codes numbers, etc., on glass, wood, plastic, copper, brass, steel, any hard surface . . . permanently.

Marks cannot be erased, torn away or rubbed off. Ideal for hobbyists and mechanics. Adjustable stroke. 7200 strokes per minute. Tungsten carbide tip. Operates on 110-120-volt, 60-cycle, 0.1-ampere AC. 6-foot cord included. Shipping weight 1 pound.
9 KT 4295 \$10.49





CRAFTSMAN® Pipe Threader \$16⁹⁹

Solid 2-die set. Professional quality. Double-thread throats give easier starting with extra-fine threads. Self-feeding inserted tool steel cutters. Solid guide bushings included. Threads 1/2, 3/4-in. pipe. 2x2-in. dies. Cuts National pipe threads (NPT). 1/2 pt. thread cutting oil. 9 KT 5524—Shipping weight 7 pounds. Set \$16.99



Thread-cutting Oil. 1 quart of high grade, dark filtered oil. Preserves die temper. Use this oil liberally for best results.
9 KT 55212—Shipping wt. 2 lbs. 6 oz. . . . \$1.49


Solid Dies. These dies are designed for lasting sharpness and long wear. For use with solid die stocks in sets above; also most other standard makes. Double-thread throats give you easier starting because the starting threads are extra fine.

Fit 2x2-inch stock. Shpg. wt. 9 oz. Each \$5.49
9KT55101-1/4 in. 9KT55103-1/2 in. 9KT55105-1 in.
9KT55102-3/8 in. 9KT55104-3/4 in.

Fit 2 1/2 x 2 1/2-inch stock. Shpg. wt. 13 oz. Each \$5.79
9KT54701-1/4 in. 9KT54703-1/2 in. 9KT54705-1 in.
9KT54702-3/8 in. 9KT54704-3/4 in. 9KT54706-1 1/4 in.

Fit 4x4-inch stock. Wt. 2 lbs. 2 oz. Each \$8.49
9KT54721-1/2 in. 9KT54723-1 in. 9KT54725-1 1/2 in.
9KT54722-3/4 in. 9KT54724-1 1/4 in. 9KT54726-2 in.

These dies are top professional quality



CRAFTSMAN® COMMERCIAL

5-die set \$39⁹⁹

PIPE THREADER

Chip ejectors eliminate clog

Ratchet Solid-Die Sets. Double-thread throats give you easier starting because starting threads are extra fine. Ratchet action pumps dies on pipe. Double pawls reduce lost motion 50%. Self-feeding, inserted tool steel cutters, cuts right-hand National pipe threads (NPT). Solid cast guide bushings. 1/2-pint thread cutting oil. Metal carrying rack with all sets except 99 KT 5386C. Designed for professional use.


With five 2x2-in. For 1/4, 3/8, 1/2, 3/4, 1 in. 99 KT 5385C—Wt. 14 lbs. Set \$39.99

With four 2 1/2 x 2 1/2-in. 3/8, 1/2, 1, 1 1/4 in. 99 KT 5390C—Wt. 18 lbs. Set \$37.99

With three 2x2-in. For 1/4, 3/4, 1-in. pipe. 99 KT 5395C—Wt. 13 lbs. Set \$30.99

With three 4x4-in. For 1 1/4, 1 1/2, 2 in. 99 KT 5386C—Wt. 20 lbs. Set \$35.99

Taps, Reamers, Cutters, Vises



1 Taper-style Pipe Taps. Made of Kromedge® steel. Stays sharp MUCH longer than ordinary steel! Cut right hand. National pipe threads (NPT). Tool steel; heat-treated and hardened. Self-threading. Professional quality. Meet Federal Specifications, GGG-T-60.

Catalog Number	Size in.	Thrs. per in.	Shpg. wt.	Each
9KT54531	1/8	27	3 oz.	89c
9KT54532	1/4	18	4 oz.	\$1.09
9KT54533	3/8	18	5 oz.	1.39
9KT54534	1/2	14	6 oz.	2.19
9KT54535	3/4	14	10 oz.	3.49
9KT54536	1	11 1/2	1 lb.	4.99

2 CRAFTSMAN Burring Reamers. Spiral flutes. Tapered square shank for bit brace. Tool steel.

For pipe 1/4 to 1 1/4 in.
9 KT 5513—Wt. 10 oz. . . . \$3.89
For pipe 1/4 to 2 in.
9 KT 5514—Wt. 1 lb. 5 oz. 5.89

3 CRAFTSMAN Pipe Cutter. Heavy duty professional quality. Alloy-steel cutting wheel. 2 rollers. No 2 size; cuts pipe 1/2 to 2 in.

9 KT 55072—Wt. 6 lbs. \$18.99
Extra Cutting Wheel for Cutter 9 KT 55072 above.
9 KT 55033—Wt. 2 oz. . . \$1.39

4 Saunders-type Pipe Cutter. Has 1 thin tool-steel cutting wheel; 2 hardened steel rollers.

No. 1. Cuts pipe 1/4 to 1 in. 9 KT 55021—Wt. 3 lbs. 7 oz. . . \$7.89
No. 2. Cuts pipe 1/2 to 2 in. 9 KT 55022—Wt. 6 lbs. 13 oz. . . 10.99

Extra Cutting Wheels. No. 1 fits 9 KT 55021 above; and No. 2 fits 9 KT 55022, former 9-5507.

9 KT 55031—No. 1. Wt. 2 oz. . . \$1.39
9 KT 55032—No. 2. Wt. 2 oz. . . 1.59

5 Chain-type Pipe Vise. Hardened steel chain with 8000-lb. breaking strength. Ductile iron frame, jaws. Takes pipe to 3 in. 9 KT 5557—Wt. 5 lbs. 6 oz. . . \$9.59

Pipe Vises

Spring-release type \$16⁹⁹

Quick-action spring-release vise with 1/4 to 2 1/4-inch capacity. Adjusts instantly to pipe. Yoke, base are malleable alloy. Top and bottom jaws tool steel. Three-way top jaw for 3 times longer wear. Vertical benders on each side.

Shipping weight 16 pounds.
99 KT 5555C. \$16.99


Pipe Vises. Malleable iron frame, 3 replaceable alloy steel jaws. Reversible, automatic lock.

1/4 to 1 1/2-inch capacity.

99 KT 5551—Wt. 4 lbs. 7 oz. . . . \$6.29

1/4 to 2 1/2-inch capacity.

99 KT 5553C—Shpg. wt. 10 lbs. . . 12.49



6 Two-way Rubber Force Cup. Super suction action. Use with bottom extended (as shown) for toilets. Can be tucked in at bottom for sinks. Ribbed inside and outside for extra strength . . . long service. Wt. 1 lb. 10 oz.
9 KT 5525. \$1.99

7 Rubber Force Cup. For use in sinks, toilets, etc. 24-in. wood handle; threaded 5 3/4-in. cup, ribbed interior.
9 KT 5526—Wt. 1 lb. 6 oz. . . 65c

8 Closet Auger. Flexible coil of zinc-plated spring steel; slides in steel tube. Steel crank; wood handle. Removable wire cork-screw. Has rubber guard. 5 1/2 feet long overall. Shpg. wt. 3 lbs.
99 KT 5534C. \$2.49

9 Coil-type Cleanout Auger. Turn of handle twists wire hook. Zinc-plated coil spring, 3/4-in. diameter, 6 feet long. Shpg. wt. 1 lb. 2 oz.
9 KT 5530. \$1.79

10 Drain and Trap Auger. Extra flexible. Sharp hook breaks through tough stoppages to open drain. 3/8-in. coiled spring steel. Auger handle grips spring at any point. Zinc-plated to resist rust. Choice of 3 sizes below.

15 ft. Shpg. wt. 3 lbs. 13 oz.
9 KT 55361. Each \$2.99
25 ft. Shpg. wt. 6 lbs. 2 oz.
9 KT 55362. Each \$4.59
50 ft. Shpg. wt. 12 lbs. 2 oz.
9 KT 55345. Each \$7.49

11 Flat Sewer Rods. Spring steel. 1/16 in. thick. Revolving spear point clears quickly. Special sliding handle grips rod at any point. Steel frame holds rod for compact storage.

50-foot Rod; 1/2 inch wide.
99 KT 5509C—Wt. 8 lbs. . \$8.29

50-foot Rod; 3/4 inch wide.
99 KT 5539C—Wt. 10 lbs. . \$10.79

100-ft. Rod; 3/4 inch wide.
99 KT 5540C—Wt. 18 lbs. . \$17.99

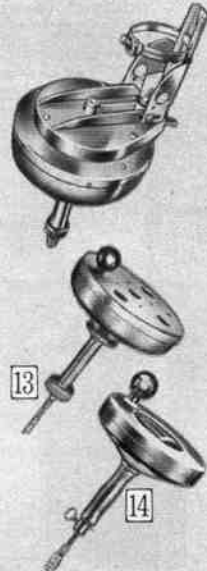
12 Hook-end Cleanout Auger. Thin, flat clock-spring steel . . . strong, yet flexible. 25 feet long, 1/4 inch wide. Will not kink. Holder for storage. Wt. 1 lb. 2 oz.
9 KT 5532. \$1.59

Drain Augers

For electric drills. Clear clogged-up plumbing the easy way. Connect auger to 1/4 or 3/8-in. electric drill. Insert spear point in drain opening . . . flip switch. In moments normal stoppages in sink, bathtub or floor drain can be cleared. Drop-head type spear point revolves as it digs. 25 ft. of flexible piano wire goes around sharp bends in sewer line. Rotation is reversible. Stores in steel container. Auger diam. 1/4 in.
9 KT 1845—Wt. 11 lbs. 6 oz. . \$25.99

13 25-ft. Self-storing Drain Auger. 3/4-in. wire coil rolls up in steel container. Tumble head with 2 universal joints turns corners—travels down waste pipe rather than up stack. Rotate knob to open drain.
9 KT 55356—Wt. 6 lbs. 4 oz. . \$9.49

14 15-ft. Self-storing Drain Auger. 1/2-in. spring steel coil rolls up in steel container. Rotate knob to open drain.
9 KT 5547—Wt. 3 lbs. 2 oz. . \$4.99





New!
Now with
Automatic Flow
control nozzle
\$5.49



Sears Electric Glue Gun

- Valve automatically cuts flow as pressure is released on glue stick
- So fast, so neat... no more fussing with hard-to-open bottles or tubes

Just plug in, insert glue stick and push down with your thumb. Instantly hot-melted glue flows from the tip... lets you apply glue exactly where you want it—release and glue flow stops. Fasten wood, pottery, plastic, metal, leather... almost any material. Use sealer for waterproof caulking of bathtubs, tiles, boats, gutters, etc. 6-ft. cord. Listed by Underwriters Laboratories, Inc. 110-120-volt, 60-cycle AC-DC. (4 glue and 3 sealer sticks included.)

- 9 KT 80512—Shipping weight 15 ounces.....\$5.49
- 9 KT 80504—Extra Glue Sticks. Box of 60. Shipping weight 14 oz.....Box 2.49
- 9 KT 80506—Extra Sealer Sticks. Box of 60. Shipping weight 1 lb.....Box 2.49

Adhesives for every shop and home purpose

1 Plastic Rubber. Vulcanizes without use of heat. Rubber in putty form... molds into any shape. Use it for waterproofing, insulating, caulking... repair rubbers, raincoats, etc. Stays elastic. Expands, contracts with temperature changes. 4-ounce tube. Shipping weight 8 oz.
9 KT 8067.....Tube 59c

2 Household Cement. For most home and shop jobs. Vinyl base. Mends vinyl plastics, china, glass, ceramics, cloth, paper and leather. Dries clear... won't stain. Waterproof—use indoors or out. Dries fast. Hardens with age. 2-oz. tube. Shipping weight 4 oz.
9 KT 8068.....Tube 49c

3 Hide Glue. The right glue for cabinet making. Makes a durable wood bonding that's stronger than the wood itself. Also for fabrics, leather, cardboard and other porous materials. In squeeze bottle.

Catalog No.	Size	Shpg. wt.	Btl.
9 KT 80620	2-ounce	5 ounces	29c
9 KT 80622	4-ounce	8 ounces	49c
9 KT 80623	8-ounce	14 ounces	89c

4 Weatherstrip Adhesive. Adheres to glass, rubber, metal, wood or cloth. Use for auto door gaskets, sponge rubber stripping. 5-oz. tube.
9 KT 8076—Shpg. wt. 8 oz. Tube 59c

5 Stitchless Mender. Mends, patches... stops raveling, runs in fabrics. Bonds leather to fabrics. 2-oz. tube.
9 KT 8070—Shpg. wt. 5 oz. Tube 59c

6 Patch All. Solders, seals, patches. For auto, home, shop. No tools, heat or flame needed. Bonds to metal, wood, leather, etc. 5¼-oz. tube.
9 KT 8069—Shpg. wt. 10 oz. Tube 69c

7 Styrene Cement. Clear, waterproof liquid. For welding model cars, planes, other polystyrene plastic items. Sets in 5 to 15 min. 1-oz. tube.
9 KT 8050—Shpg. wt. 4 oz. Tube 19c

8 Epoxy Cement. World's strongest cement! Bonds wood, metals, pottery, porous materials, most plastics. Water and shrink-proof. Set of 2 tubes: (1) resin, (2) hardener. Wt. 1 oz.
9 KT 8059—Shpg. wt. 6 oz. Set 59c

9 White Rubber Cement. 4-oz. jar.
9 KT 80771—Shpg. wt. 10 oz. Can 39c

10 Pliobond®. Bonds fabric to fabric and to leather. 1¼-oz. tube. Shipping weight 5 ounces.
9 KT 8072.....Tube 59c

11 Filled Epoxy Cement. World's strongest. Patch holes in auto bodies, boats, hard plastics, tile, etc. Can be sanded, drilled, filed. Set of two tubes: 5-oz. tube of resin and 5-oz. tube of hardener. Shipping weight 1 lb. 1 oz.
9 KT 80605.....Set \$1.89

12 Contact Cement. For no-clamp bonding of plastic laminates to tables, sinks, cabinets, etc. Bonds porous and non-porous materials to wood, rubber, leather.

Catalog No.	Size	Shipping wt.	Each
9 KT 80651	4 oz.	8 oz.	49c
9 KT 80652	16 oz.	1 lb. 4 oz.	\$1.29
9 KT 80653	1 qt.	2 lbs. 5 oz.	2.09

13 Plastic Resin Glue. For furniture, veneering, cabinetmaking. Resists water, won't stain. 12-oz. can. Shipping weight 1 pound 1 oz.
9 KT 80663.....Can 99c

14 Waterproof Glue. Bonds porous materials. For boats, outdoor furniture, etc. Set of 1-pint can liquid resin, 5-oz. can powdered catalyst. Mix together to use.
9 KT 80642—Wt. 2 lbs. Set \$3.19

15 Casein Glue. Bonds wood, porous materials. For use outdoors or in humid areas... resists water, sets at low temperature. 12-ounce can.

Shipping weight 1 lb. 2 oz.
9 KT 8063.....Can 79c

16 All-purpose White Glue. Sets quickly, dries clear. For mosaic tiles, to repair furniture, dolls, etc.

Catalog No.	Size	Shpg. wt.	Each
9 KT 80611	2-oz.	5 oz.	25c
9 KT 80612	4-oz.	8 oz.	39c
9 KT 80613	8-oz.	14 oz.	69c
9 KT 80614	16-oz.	1 lb. 8 oz.	\$1.19
9 KT 80615	1-qt.	2 lbs. 10 oz.	1.99
99 KT 80616C	1-gal.	11 lbs.	5.49

You can equip a complete workshop from this book. See index, page 115

Lubricants and Rust-preventives . . . Belt Dressing . . . Lock Defroster



17 Silicone Spray. Lubricant for rubber, metal and wood. Net wt. 8 oz.
9 KT 5576—Shipping wt. 1 lb. Can 99c
Net weight 16-ounce can.
9 KT 55761—Shpg. wt. 1 lb. 7 oz. Can \$1.79

18 Rust Preventive Oil. In spray can. 9KT55762—Net wt. 5 oz. Wt. 11 oz. 69c

19 Penetrating Oil. For rusty joints. 9 KT 5593—Net wt. 4 oz. Wt. 7 oz. 29c
9 KT 55931—1-pt. can, Wt. 1 lb. 6 oz. 59c
9 KT 55932—6-oz. spray can, Wt. 11 oz. 79c

20 Non-corrosive Oil. Light-duty for general household use. Net wt. 4 oz.
9 KT 5594—Shipping weight 7 oz. Can 29c
9 KT 55941—1-qt. Wt. 2 lbs. 7 oz. Can 89c
Clippers, Shaver Oil. Tube. Net ½ oz.
9 KT 55745—Shipping wt. 4 oz. Tube 29c
Fine Household Oil. Can. Net 4 oz.
9 KT 55943—Shipping wt. 7 oz. Can 29c

21 Rubber Lubricant. Net wt. 8 oz.
9 KT 55942—Shpg. wt. 12 oz. Can 49c

22 Belt Dressing. Net wt. 4 oz.
9 KT 55944—Shpg. wt. 7 oz. Can 49c

23 Elec. Motor Oil (turbine oil).
9 KT 55766—8-oz. net. Wt. 12 oz. 49c

24 Gear Case Lubricant. Wt. 4 oz.
9 KT 2593—Shipping wt. 9 oz. Can 69c

25 Graphite Oil. ½-oz. net weight.
9 KT 5574—Shpg. wt. 3 oz. Can 25c

Graphite Powder. ½-oz. net weight.
9 KT 55742—Shpg. wt. 3 oz. Can 25c
9 KT 55772—1½-oz. net. Wt. 5 oz. 69c

Dry White Lube. ½-oz. net weight.
9 KT 55744—Shpg. wt. 3 oz. Can 25c

Graphite Penetrating Oil.
9 KT 55743—4-oz. net. Wt. 8 oz. 39c





All forged alloy steel. Chrome plated. Austempered for toughness. Precision-ground bevels, cutting edge.

Set of 4 Chisels in plastic pouch. 1/4, 1/2, 3/4 and 1 in. are most-used sizes. See complete listing of sizes below.
9 KT 3680—Wt. 1 lb. 5 oz. Set \$4.99

Individual Chisels. 2 3/8-in. size, double beveled. Hammer forged. Withstand punishment and side-pull.

Catalog No.	Width	Shpg. wt.	Each
9 KT 36871	1/4 in.	... 3 oz.	\$1.09
9 KT 36872	1/2 in.	... 5 oz.	1.29
9 KT 36873	3/4 in.	... 6 oz.	1.49
9 KT 36874	1 in.	... 11 oz.	1.79
9 KT 36875	1 1/4 in.	1 lb. 1 oz.	2.19
9 KT 36876	2 3/8 in.	1 lb. 4 oz.	2.99

3-piece Chisel Set. Lightweight; well-balanced tang type. Tough plastic handles. Precision-ground cutting edges. Good general-purpose tool.

Three sizes in set: 1/2, 3/4 and 1 in. Come in handy plastic pouch. Made in Japan.
9 KT 3684—Shpg. wt. 14 oz. Set \$3.49

Our Best CRAFTSMAN® Wood Chisels



4-piece Set
\$8.49

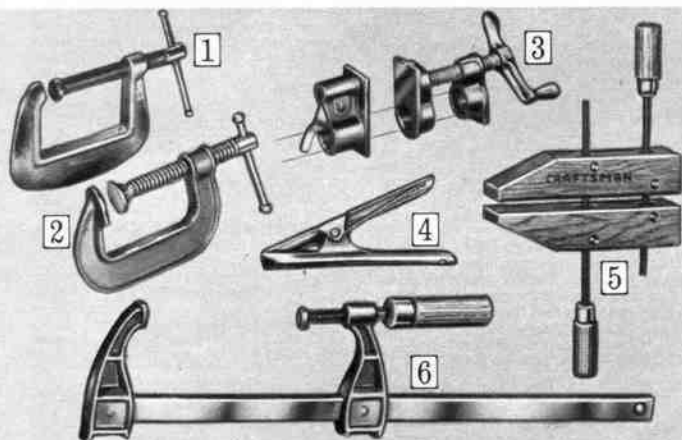
Austempered to stay super sharp... tough plastic handles take terrific punishment, last much longer than ordinary wood handles.

Here's a chisel that's rugged... built to give you long-lasting service. Each 2 3/8-inch blade is precision-made from chrome-vanadium steel, then austempered for maximum toughness and edge-holding quality. Next, blade is precision ground and polished to a mirror-bright finish.

Blade is finally heavily lacquered to resist rust. Tang extends completely into tough plastic handle. Blades forged in Holland.

Set of 4 Chisels. Most used sizes, 1/4, 1/2, 3/4 and 1 inch. Complete with durable plastic pouch.
9 KT 36866—Shpg. wt. 1 lb. 12 oz. Set \$8.49

Catalog No.	Width	Shpg. wt.	Each	Catalog No.	Width	Shpg. wt.	Each
Individual Chisels				Individual Chisels (cont.)			
9 KT 36861	1/4 in.	... 6 oz.	\$1.99	9 KT 36864	1 in.	... 9 oz.	\$2.69
9 KT 36862	1/2 in.	... 6 oz.	2.29	9 KT 36865	1 1/4 in.	... 9 oz.	2.99
9 KT 36863	3/4 in.	... 8 oz.	2.49				



Clamps to make gluing, sawing, welding easy

1 Aluminum alloy "C" Clamp. Won't rust or warp... designed for extra-long life. Very light, strong. Steel screw. Sliding handle.

Catalog No.	Opens to	Shpg. wt.	Each
9 KT 66701	... 1 in.	... 3 oz.	49c
9 KT 66702	... 2 in.	... 5 oz.	69c
9 KT 66703	... 3 in.	... 10 oz.	\$1.19
9 KT 66704	... 4 in.	... 1 lb.	2.09

2 Standard Malleable-iron "C" Clamp. Plated steel screw; sliding handle. Has heavy iron frame.

Catalog Number	Opens to	Throat depth, in.	Shpg. wt. each lbs. oz.	Price each
9 KT 66671	1 in.	1	4	39c
9 KT 66672	2 in.	1 1/2	7	59c
9 KT 66673	3 in.	1 3/4	15	\$1.09
9 KT 66674	4 in.	2	2	1.99
9 KT 66675	5 in.	2 1/2	2	2.59
9 KT 66676	6 in.	2 3/4	2	3.19
9 KT 66678	8 in.	3 1/2	4	4.49

Deep-throat "C" Clamps (not shown). Made of pearlitic iron... 20% stronger than malleable iron!

Catalog Number	Opens to	Throat depth, in.	Shpg. wt. lbs. oz.	Price each
9 KT 66681	1 in.	3 in.	8	99c
9 KT 66682	2 1/2 in.	4 1/2 in.	1	7 \$1.99
9 KT 66684	4 in.	5 in.	2	12 2.99

3 Gluing Clamp. Fits regular 1/4-in. threaded pipe (pipe not incl.) Jaw face 1 1/2 x 1 1/8 in. Shpg. wt. 2 pc. set, 3 lbs. 3 oz.
9 KT 6674.....Set \$3.69

4 Spring Clamps. Heavy-gauge steel. Strong steel spring.

Catalog Number	Opens to	Length	Wt. each	Ea.
9KT66691	1 in.	4 in.	4 oz.	39c
9KT66692	2 in.	6 in.	9 oz.	69c
9KT66693	3 in.	9 in.	15 oz.	\$1.19

5 CRAFTSMAN Adjustable Gluing Clamps. Hardwood jaws.

Opening to 4 inches.
9 KT 66634—Wt. 2 lbs. 2 oz. Ea. \$3.99
Opening to 7 inches.
9 KT 66637—Wt. 3 lbs. 6 oz. Each 4.99

Opening to 10 inches.
9 KT 66639—Wt. 5 lbs. 2 oz. Each 5.99

6 Light-service Bar Clamp. 2 1/4-in. jaw grips 24-inch bar. Shipping weight 3 pounds.
99 KT 6665C.....Each \$4.49

CRAFTSMAN® Corner and Miter Corner Clamp Set


Makes it easy to get 90° corners on screens, frames, etc.



Complete Set
\$6.99

Just mark frame size... clamp... then cut. 90° corners every time. Gluing, nailing and stapling are easy, corners are stronger because frame pieces fit exactly... with no gaps. Holds pieces up to 3 in. wide, guides saw for precise 45° angle cuts. Fits any back or hand saw... guides adjust to width of blade. Can be fastened to table or work bench. Full set includes 3 corner clamps and one miter corner clamp... all of aluminum alloy.

9 KT 66614—Shipping weight 2 pounds 13 ounces.....Set \$6.99
9 KT 6661—Miter Corner Clamp only. Shipping weight 1 lb. 2 oz..... 2.29
9 KT 6666—Corner Clamp only. (3 needed with above clamp.) Wt. 12 oz..... Each 1.79



7 CRAFTSMAN Axe Stone. Vitrified silicon carbide. One side coarse grit; other side fine. 5/8 in. thick. 3-inch diameter.
9 KT 6450—Shipping wt. 7 oz..... 99c

8 Oval Scythe Stone. Vitrified aluminum oxide. 11x1 1/2x5/8 in.
9 KT 6445—Shipping wt. 10 oz..... 49c

9 CRAFTSMAN Vitrified File. For mowers, sickles, etc. 14 in. long.
9 KT 6452—Shipping wt. 2 lbs..... \$1.29

10 CRAFTSMAN Combination Sharpening Stone. Vitrified silicon carbide. 1 side coarse; 1 side fine.

Catalog No.	Size	Wt.	Each
9 KT 64400	5x2x3/4 in.	10 oz.	\$1.29
9 KT 64401	6x2x1 in.	1 lb.	1.49
9 KT 64402	7x2x1 in.	1 lb.	1.69

11 CRAFTSMAN Pocket Stone. Silicon carbide. Plastic carrying case. Fine grit. 3x3/4x1/4 inches.
9 KT 6441—Shipping weight 2 oz..... 29c

12 CRAFTSMAN Tapered Flat Stone. General-purpose. Vitrified silicon carbide. 9 1/2x1 3/4x1/2 inches.
9 KT 6446—Shipping weight 7 oz..... 49c

(13 and 14) Arkansas Whetstones. Extra-dense natural stone.

13 2 3/4 x 1 1/4 x 1/4 inches. Plastic pouch included.
9 KT 6447—Shipping weight 3 oz..... \$1.49


14 4x1 1/2 x 3/4 inches. Hardwood box.
9 KT 6448—Shpg. wt. 15 oz..... \$5.39

Sears Has a Credit Plan to Suit Your Needs
ASK FOR DETAILS



Only CRAFTSMAN HAMMERS

have these two important features plus an Unconditional Guarantee



UNCONDITIONAL GUARANTEE: If any CRAFTSMAN hammer fails to give full satisfaction, return it and we'll replace it free of charge (void if used in rental service).



1 **\$5.49**
2 **\$5.49**
3 **\$5.49**
4 **\$4.49**

Our Best Hammer \$5.49

Tubular steel handle is stronger than hickory... yet absorbs more shock than solid steel handles

1 Hickory plug 2 1/2 inches deep inside tubular steel handle adds tremendous strength... helps cut vibrations. Handle has polished chrome-plated finish. Forged steel head. Head and handle are pressure locked. Neoprene covered grip prevents slipping. CRAFTSMAN COMMERCIAL story on page 4.

16-ounce. Curved claw. Shipping wt. 1 lb. 13 oz. \$5.49
9 KT 3836.....\$5.49

13-ounce. Curved claw. Shipping wt. 1 lb. 9 oz. \$5.49
9 KT 3838.....\$5.49

16-ounce. Straight claw. Shipping wt. 1 lb. 15 oz. \$5.49
9 KT 3837.....\$5.49

2 With balanced fiber glass handle. Cored hole in handle for lighter, more equally distributed weight... means better balance and increased ability to absorb shocks. Forged steel 16-ounce head. Perfect for the homeowner or professional carpenter.

With curved claw. 9 KT 3820—Shpg. wt. 1 lb. 13 oz. \$5.49

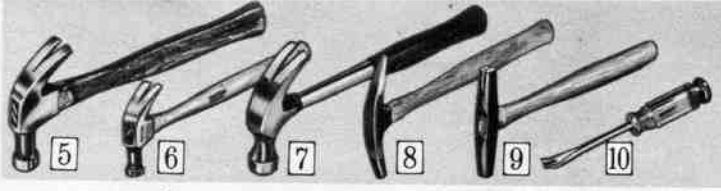
With straight claw. 9 KT 3821—Shpg. wt. 1 lb. 15 oz. 5.49

3 With solid, hardened, drawn steel handle. Hickory plug in head cuts vibration to a minimum. Head and handle both forged steel. Neoprene covered grip is firmly bonded to "I" beam section... won't deteriorate. Reduces mushrooming... chipping. Ideal for use around home or for big jobs and construction work.

Catalog Number	Head	Claw	Shpg. wt. lbs. oz.	Price
9 KT 3825	16 oz.	Curved	1 12	\$5.49
9 KT 3827	16 oz.	Straight	1 15	5.49
9 KT 38273	20 oz.	Straight	2 6	5.99

4 With select hickory handle. Far stronger than ordinary hickory handle because it is reinforced with special steel head-liner. Sturdy forged steel head. Head and handle pressure fitted... wedged for a permanent lock. Choice of curved or straight claw.

Catalog Number	Size No.	Head	Claw	Shpg. wt. lbs. oz.	Price
9 KT 38141	1 1/2	16 oz.	Curved	1 11	\$4.49
9 KT 3816	1 1/2	16 oz.	Straight	1 12	4.49



5 Curved Claw Hammer with fire-hardened handle. Size 1 1/2. 16-oz. head. Polished head and claws. Double steel wedged. 9 KT 3806—Shpg. wt. 1 lb. 9 oz. \$2.99

16-oz. Curved Claw Hammer. Same as 9KT3806 above except hickory handle is stained, head and claws not polished. 9 KT 3808—Shpg. wt. 1 lb. 9 oz. .99c

7-oz. Curved Claw Hammer. Same as 9KT3808 above, except 7-oz. head. 9 KT 3805—Shpg. wt. 14 oz. .99c

6 CRAFTSMAN Model Maker's Hammer. 5-ounce forged steel head. 11-inch handle. 9 KT 3813—Shpg. wt. 10 oz. \$3.89

7 Curved Claw Hammer with tubular steel handle. 16-ounce forged steel head; polished. Rubber-covered, chrome-plated handle for easy grip. Imported from Japan. 9 KT 3812—Wt. 1 lb. 14 oz. \$1.99

(8 and 9) Special purpose hammers. Forged head. Magnetized ends. Hickory handle.

8 7-oz. Upholsterer's Hammer. 9 KT 3807—Shpg. wt. 13 oz. \$3.29

9 5-oz. Tack Hammer. 9 KT 3802—Shpg. wt. 10 oz. 1.39

10 Tack Puller. 3/8-in. blade. Hardened tool steel. Plastic handle. 9 KT 3811—Shpg. wt. 3 oz. .59c



11 CRAFTSMAN Sledges. Double-faced head. 4-lb. is drop forged; 8 and 10-lb. hand forged. Hickory handle.

Catalog No.	Size	Handle	Shpg. wt.	Price
9KT50751	4-lb.	15 in.	4 lbs. 10 oz.	\$4.99
99KT50752C	8-lb.	32 in.	10 lbs.	7.99
99KT50753C	10-lb.	34 in.	12 lbs.	9.49

Hickory Handle only. For 8-lb. and 10-lb. sledges above. 36 inches long. 99 KT 5120C—Shpg. wt. 2 lbs. \$1.69

14 CRAFTSMAN Ball-pein Hammers. Forged head. Uniform bevel reduces chipping. Hickory handle.

Catalog No.	Head	Shpg. wt.	Price
9 KT 38461	4 oz.	10 oz.	\$2.99
9 KT 38462	6 oz.	12 oz.	3.19
9 KT 38463	8 oz.	15 oz.	3.39
9 KT 38464	12 oz.	1 lb. 4 oz.	3.59
9 KT 38465	16 oz.	1 lb. 8 oz.	3.79
9 KT 38466	24 oz.	2 lbs. 3 oz.	3.99
9 KT 38467	32 oz.	2 lbs. 11 oz.	4.29

13 CRAFTSMAN Dead-blow Hammer. Steel-lined shot chamber prevents bounce-back for greater accuracy, yet hits with sledge hammer force. Shot loading can be varied to suit your swing. 1 1/2-in. diam. hard and medium plastic tips. Hickory handle, compression fit. 9 KT 38301—Shpg. wt. 2 lbs. 6 oz. \$6.49

14 Rubber-tipped Mallet. Forged core for extra strength. 24-ounce head. Sturdy hardwood handle. 9 KT 38298—Shpg. wt. 2 lbs. 2 oz. \$3.49

15 CRAFTSMAN Rubber Mallet. Non-marring. Face diameter 2 3/4 in.; 16-ounce head. Hickory handle. 9 KT 4578—Shpg. wt. 1 lb. 8 oz. \$1.99

16 CRAFTSMAN Plastic-tip Hammer. You get a dual purpose tool for the price of one. One tip vinyl (won't mar aluminum, wood, polished surfaces); one amber-colored plastic tip for iron, steel, etc. Both tips are replaceable. Forged steel core. Top grade AAW hickory handle for added strength.

Catalog Number	Head	Shipping weight	Each
9 KT 38291	8 oz.	11 oz.	\$3.49
9 KT 38292	16 oz.	1 lb. 5 oz.	3.99

17 CRAFTSMAN Heavy duty Hammers. Polished forged steel heads. Hickory handles, double steel wedged.

Catalog Number	Size	Head	Shipping weight	Each
9 KT 38261	1	2 lbs.	8 oz.	\$5.99
9 KT 38262	2	2 1/2 lbs.	3 lbs. 4 oz.	6.49
9 KT 38263	3	3 lbs.	3 lbs. 14 oz.	6.99



18 Hammer and Axe Wedges. Two steel, one wood. 9KT48341—1/2-in. 9KT48342—3/4-in. 9KT48343—1-in. Package of 3. Shipping weight 3 ounces. Package 19c

CRAFTSMAN Claw-hammer Handles. For 13, 16 and 20-oz. hammers. Hickory; steel, wood wedge. (19) 9 KT 4855—14-inch, octagon. Shpg. wt. 10 oz. .99c (20) 9 KT 4850—14-inch, round. Shpg. wt. 9 oz. .89c (21) CRAFTSMAN Ball-pein Handles. White hickory.

Catalog No.	Length	For Hammers	Shpg. wt.	Each
9 KT 48491	11 inches	4 to 6 oz.	6 oz.	89c
9 KT 48492	12 inches	8 to 10 oz.	7 oz.	89c
9 KT 48493	14 inches	12 to 16 oz.	8 oz.	89c
9 KT 48494	16 inches	18 to 24 oz.	11 oz.	89c
*9 KT 4853	16 inches	32 to 48 oz.	12 oz.	89c

*For engineers' heavy-duty hammers.

19 Hickory Hatchet Handles. 14 inches long. 9 KT 4860—For broad, half hatchets. Wt. 10 oz. .89c 9 KT 4857—For camp, other small axes. Wt. 10 oz. .89c

23 CRAFTSMAN Rip Bar. Curved claw offset 90° for close-quarters work. Use as crowbar... 3 slots for nail pulling. Forged steel 3/4x18 inches. 9 KT 6577—Shipping weight 2 lbs. 11 oz. \$2.79

24 CRAFTSMAN 12-in. nail puller. Steel jaws. 9 KT 6595—Shipping weight 1 lb. 7 oz. 1.99

25 Nail Puller. Forged steel jaws. 18 inches long. 9 KT 6593—Shipping weight 5 lbs. 6 oz. 5.49


26 CRAFTSMAN Wrecking Bar. Tough forged steel. Extra-long chisel point. Hex stock. 99 KT 6597C—3/4x24 in. Shipping weight 4 lbs. \$2.49 99 KT 65981C—3/4x30 in. Shipping weight 5 lbs. 2.99

Economy Wrecking Bars (not shown). Hexagonal. 1-piece forged steel; 1 slotted end, 1 bevel end. 9 KT 6596—12-in., 1/2-in. stock. Shpg. wt. 15 oz. .29c 99 KT 6598C—24-in., 3/4-in. stock. Shipping weight 4 lbs. \$1.29

27 CRAFTSMAN Pull-n-Pry Bar (small). Pulls, pries, scrapes and cuts. Tempered steel. 9 KT 65941—1 1/8x5 1/4 in. Shipping weight 5 oz. .59c

28 CRAFTSMAN Pull-n-Pry Bar (large). 1 chisel, 1 rocker edge. Flat, forged steel. 2x15 inches. 9 KT 6591—Shipping weight 1 lb. 12 oz. \$2.69

NOTE: All handle lengths are approximate. All wood handles are slitted and come with wedges.



CRAFTSMAN®
Standard Stapler
\$4.49

Drives 1/16-inch .030 Sears brand staples into wood, Masonite Presdwood® and other materials. One hand releases handle lock.

Built-in staple extractor. Bottom loading. Rust resistant finish. Six inches long.

Strip of 100 staples included. To order additional staples, see below.

Shipping weight 1 lb. 4 oz.
9 KT 68464.....\$4.49

CRAFTSMAN®
Heavy-duty Stapler
\$8.99


Drives 1/4-in. through 1/16-in. .050 CRAFTSMAN wire staples. Helps take the work out of tack, brad, and small-nail hammering jobs. Ideal for installing insulating materials. With heavier-duty staples, install wire fabric netting for poultry coops, trellises. Apply roofing, ceiling tile, etc. Staple extractor built into base.

Strong guard on handle protects your hand. Hook locks handle down flat for easier carrying. Bottom opens for easier loading. Rust-resistant finish. 7 inches long. Includes strip of 84 staples. Uses 1/4, 1/8, 3/16 and 1/16-inch lengths. Order staples from table below.

Shipping weight 2 pounds 11 oz.
9 KT 6844.....\$8.99

Extra Staples

For staplers 9 KT 6847 and 9 KT 6844 on this page; also former stapler 9-2645. Divergent point. .050 high-carbon steel wire. 1/2-in. wide. Order from tables.



Length	Catalog Number	Wt.	Pkg.	Catalog Number	Shpg. wt.	Pkg.
Package of 1000						
1/4 in.	9 KT 68402	7 oz.	59c	9 KT 68652	1 lb. 6 oz.	\$2.49
3/8 in.	9 KT 68658	7 oz.	59c	9 KT 68653	1 lb. 11 oz.	2.49
1/2 in.	9 KT 68403	8 oz.	69c	9 KT 68654	1 lb. 13 oz.	2.99
5/8 in.	9 KT 68404	9 oz.	69c	9 KT 68656	2 lbs. 4 oz.	2.99
3/4 in.	9 KT 68659	10 oz.	79c	9 KT 68657	2 lbs. 9 oz.	3.49

Chisel point for piggybacking. .050 carbon steel. 1/8 in. wide.
9 KT 68401—Package of 1000. Shipping weight 9 ounces.....79c



Steel Stud Driver Kit
\$2.99


Ideal for carpenters, masons, electricians, etc. Fasten furring strips, drapery brackets, shelving, conduits and peg boards to brick, concrete or cinder blocks. Fastener is set in concrete with just a few blows of a 2-lb. or more hammer. Protective lip. Set in shock-absorbing vinyl plastic. 12 assorted studs are included.
9 KT 35700—Shpg. wt. 15 oz..... Kit \$2.99

Steel Drive Studs

Austempered steel with washer. Hold material to concrete, brick, cement blocks. 9 KT 35707 has 1/16-in. thread length.

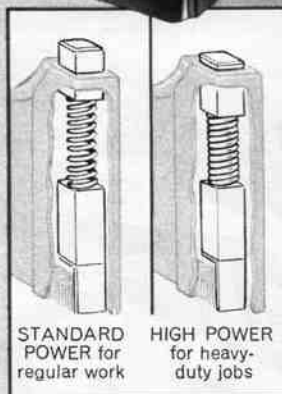
Catalog Number	Shank Length	Shpg. wt.	Pkg. of	Price Pkg.
9 KT 35702	.1 in.	4 oz.	12	.79c
9 KT 35704	1 1/2 in.	4 oz.	10	.79c
9 KT 35705	.2 in.	4 oz.	9	.79c
9 KT 35707	.7 in.	4 oz.	8	.79c
9 KT 35708	.2 1/2 in.	4 oz.	8	.79c
9 KT 35709	.3 in.	4 oz.	7	.79c

CRAFTSMAN®
Dual Compression Stapler



7-piece Kit includes 2500 staples
\$12.99 Stapler only
\$10.99

Avoid marring soft surfaces with too much force—use STANDARD power. For heavy-duty jobs requiring longer-leg staples, use HIGH power. Easy to use—you staple with base flat against stapling surface... stapler won't jump, skip. Fast trigger action pistol grip, plastisol-coated trigger. Drives 1/4 to 1/16-inch .050 wire staples into soft or hard wood and other materials. Built-in staple extractor. Rust resistant finish. 7 inches long.
9 KT 6847—Shpg. wt. 2 lbs. 10 oz.....\$10.99



STANDARD POWER for regular work
HIGH POWER for heavy-duty jobs

7-piece Kit


Includes dual-compression stapler above plus 2500 .050 steel wire staples, 1000 each 1/4 and 3/8-inch .050 for general use; 500 heavy duty (1/16-inch). Kit also includes screen stretcher, belt hook, and plastic carrying case.
9 KT 68472—Shpg. wt. 3 lbs. 8 oz.....Kit \$12.99

CRAFTSMAN® Riveting Tool \$4.49

Lightweight—easy to use. Makes strong, tight, one-sided fastenings without reaching behind. Takes the place of screws, nuts-and-bolts, adhesives, soldering, spot welds or ordinary rivets.

Ideal for home or shop use. Stamped steel frame with hammerloid finish. For 1/8, 3/16, 1/4-inch aluminum and copper rivets, and only 1/4-inch steel rivets.

Includes 30 assorted rivets and 10 backup plates. Shipping weight 1 pound 1 ounce.
9 KT 7476..... Kit \$4.49
50 backup plates. For 1/2-in. diam. rivets, 9 KT 74539—Shpg. wt. 4 oz..... Box 45c



Rivets—Short up to 1/8 in., medium 1/8 to 1/4 in., long 1/4 to 3/8 in. thick

Catalog Number	Size	Diam. in.	For Tool 9-7452/9KT7476	Box of	Wt. lbs./oz.	Price Box	Catalog Number	Size	Diam. in.	For Tool 9-7452/9KT7476	Box of	Wt. lbs./oz.	Price Box
Steel Rivets							Copper Rivets						
9 KT 74521	Short	1/8	yes	25	4	45c	9 KT 74742	Med.	1/8	yes	50	6	99c
9 KT 74522	Short	1/8	yes	75	6	99c	Aluminum Rivets						
9 KT 74523	Short	1/8	yes	500	2	\$4.99	9 KT 74584	Short	1/8	yes	25	3	45c
9 KT 74525	Med.	1/8	yes	20	4	45c	9 KT 74580	Med.	1/8	yes	20	4	45c
9 KT 74526	Med.	1/8	yes	65	6	99c	9 KT 74581	Med.	3/16	yes	20	3	45c
9 KT 74527	Med.	1/8	yes	500	1	5.99	9 KT 74582	Med.	3/16	yes	45	4	99c
9 KT 74531	Long	1/8	yes	15	4	45c	9 KT 74583	Med.	3/16	yes	250	12	\$3.99
9 KT 74532	Long	1/8	yes	60	6	99c	9 KT 74585	Long	3/16	yes	20	3	45c
9 KT 74533	Long	1/8	yes	500	2	6.39	9 KT 74586	Long	3/16	yes	45	4	99c
9 KT 74542	Short	3/16	yes	250	1	8.39	9 KT 74587	Long	3/16	yes	250	13	4.49
9 KT 74543	Med.	3/16	yes	250	1	8.39	9 KT 74591	Med.	3/16	yes	15	3	45c
9 KT 74544	Long	3/16	yes	250	1	12.49	9 KT 74591	Med.	3/16	yes	40	4	99c
9 KT 74546	Short	7/16	yes	250	2	5.39	9 KT 74592	Med.	3/16	yes	250	13	4.99
9 KT 74547	Med.	7/16	yes	250	2	8.39	9 KT 74594	Long	3/16	yes	15	3	45c
9 KT 74548	Long	7/16	yes	250	2	12.569	9 KT 74595	Long	3/16	yes	40	5	99c
							9 KT 74596	Long	7/16	yes	250	1	5.39

CRAFTSMAN® Hand Saws with stainless steel blades

NOW CRAFTSMAN® Hand Saws with Kromedge® Blades

These blades stay sharp up to 5 times longer than ordinary blades **Low as \$8.49**

1 Only at Sears can you get saws with this exclusive Kromedge finish which keeps blades sharp so much longer and provides extra resistance to rust and pitch. Blades hollow-ground to reduce friction. 15-ply hardwood handle, comfort-shaped to fit your hand.

Type saw	Blade length	Cut	Points	Catalog Number	Wt.	Saw
Crosscut	26 in.	Coarse	8 to in.	99 KT 36163C	3 lbs.	\$8.99
Crosscut	26 in.	Fine	10 to in.	99 KT 36164C	3 lbs.	8.99
Rip	26 in.	Coarse	5½ to in.	99 KT 36162C	3 lbs.	8.99
Rip	22 in.	Fine	12 to in.	99 KT 36161C	2 lbs.	8.49



Low as **\$5.49**

CRAFTSMAN® Taper-ground

3 Crosscut type with special saw-steel blade which thins toward back of tip to reduce binding. Bevel-filed teeth. Hardwood handle.

Blade length	Type cut	Points to inch	Catalog Number	Shpg. wt.	Saw
26 in.	Coarse	8	99 KT 36153C	2 lbs.	\$5.99
26 in.	Fine	10	99 KT 36154C	2 lbs.	5.99
22 in.	Fine	12	99 KT 36151C	2 lbs.	5.49



\$10.99

Our finest saw... made to last for years! Hollow-ground 26-inch blade stays sharp much longer than other saws... is extremely rust-resistant, too

2 Gleaming stainless steel blade takes the toughest sawing jobs in stride. Hollow-ground crosscut blade is thinner at the center of the back than at the ends to cut binding to a minimum. Uniformly set teeth bevel-filed to keen edge. Straight-back style. 15-ply, laminated hardwood handle... pressure-welded to end broken horns and splits. For CRAFTSMAN COMMERCIAL standards, see page 4.

99 KT 36213C—Coarse cut... 8 points to the inch.
99 KT 36214C—Fine cut... 10 points to the inch.
Shipping weight 3 pounds... \$10.99



4 **\$1.79**

5 **\$4.99**

6 **\$3.49**

Heat-treated tempered Saws

4 Straight-back Hand Saw. Hardened steel blade, polished. Teeth accurately set and bevel-filed to a sharp edge. Sturdy wood handle. From West Germany.

Coarse 26-in. blade, 8 points to inch.
99 KT 3155C—Shpg. wt. 2 lbs.... \$1.79

Fine 20-in. blade, 10 points to the inch.
9 KT 3156—Shpg. wt. 1 lb. 8 oz.... \$1.79

5 CRAFTSMAN All purpose heavy-duty Hand Saw. 24-in. flat ground saw-steel blade. Extra-large teeth handset for better cutting. Perfect for handling heavy pruning jobs or rough cross-cutting of green timber. Strong wood handle. From W. Germany.
99 KT 3179C—Shpg. wt. 2 lbs.... \$4.99

6 COMPANION 26-inch Crosscut Hand Saw. Specially designed for coarse cutting. 8 points per inch on cutting edge. Teeth accurately cut and set. Extremely durable plastic handle... comfortable grip.
99 KT 36143C—Shpg. wt. 2 lbs.... \$3.49

Forged Steel Axes

7 Our best CRAFTSMAN Axes. Tempered and hardened. 3½-lb. tool steel heads. Enamel finish. 36-inch hickory handle tested to over 650-lb. strain... wedgelocked. Shpg. wt. 6 lbs.

99 KT 50371C—Single bit.... \$6.99

99 KT 50411C—Double bit.... 7.99

8 CRAFTSMAN Axe. Forged 2½-lb. vanadium steel head... heat tempered, hardened. 28-in. hickory handle.

99 KT 5026C—Shpg. wt. 4 lbs. \$5.99

Economy Axe (not shown). Single bit. 3½-pound head. 36-inch handle.
99 KT 50243C—Wt. 6 lbs.... \$4.99

9 Leather Sheaths. Designed for axes above... see table below.

Catalog No.	For axe	Wt.	Each
9 KT 50201	99 KT 5026C	4 oz.	99c
9 KT 50202	99 KT 50371C	5 oz.	\$1.19
	99 KT 50243C		
9 KT 50203	99 KT 50411C	9 oz.	1.99



7 **\$6.99** single bit

8 **\$5.99**

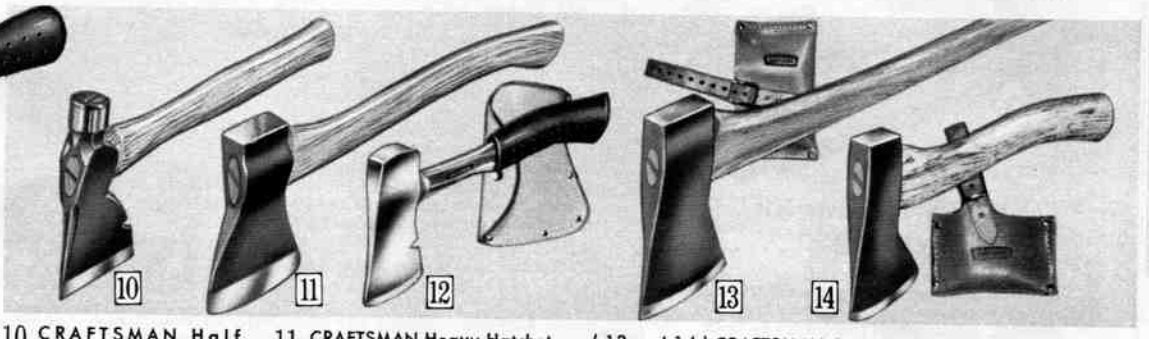
Low as **99c**



Our best CRAFTSMAN® Hatchet **\$7.49**

Gives maximum strength for cutting or driving. Tubular steel handle. Haines pattern axe-steel head—heat-treated, polished, tempered to hold keen edge. Forged head for maximum strength. Pre-shrunk hickory plug locks head to handle... adds extra strength... absorbs shock.

Suede-finish rubber grip. Chrome-plated handle. Cushion-grip absorbs vibrations. Head has slot for pulling nails. 13-inch handle. 3½-inch cut. Shipping weight 1 lb. 14 oz.
9 KT 4812..... \$7.49



10 CRAFTSMAN Half Hatchet. Extra-thin blade. Polished forged-steel head—heat-treated and tempered. Nail slot. 3½-in. cut. Smooth finish. Hickory handle—steel-wedge locked to head. Shpg. wt. 2 lbs. 6 oz.
9 KT 4805..... \$5.99

Half Hatchet (not shown). 3½-in. cut. No. 2 size. Forged-steel head—heat-treated and hardened. Nail slot. Enamel finish. Hickory handle—double-steel wedge-locked for extra strength. Shipping weight 2 pounds.
9 KT 4800..... \$4.69

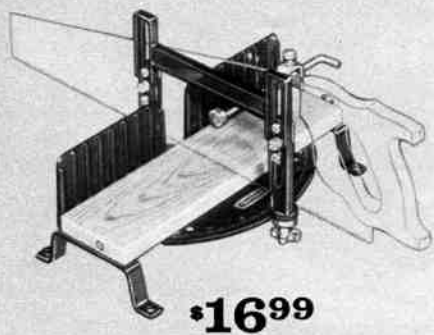
11 CRAFTSMAN Heavy Hatchet-Axe 1½-lb. tempered steel head. 4½-in. cut. Individually hardened striking head and blade. Enamel finish. Best for heavy cutting, camping and hunting trips. 17-inch select hickory axe-type handle. Shpg. wt. 2 lbs. 13 oz.
9 KT 4801..... \$6.49

12 CRAFTSMAN all-steel Camper's Axe. With genuine leather sheath. 2½-in. cut. Highly polished steel head and neck. Solid steel handle can't break. Suede-finish neoprene grip cushions shock of blows. Can also be used as a hatchet-axe for heavy cutting.
9 KT 4810—Shpg. wt. 2 lbs. \$6.99

(13 and 14) CRAFTSMAN Camp Axes. Designed and tested by professional outdoorsmen. Ideal for the camper, hunter and hiker. Forged, heat-treated steel head, coated with lacquer asphaltum to prevent rust. Select straight-grained hickory handle, precision fitted. Leather half-sheath leaves back of axe free for pounding stakes. Tough and dependable, yet light enough for you to pack or carry with ease.

13 Camp and Trail Axe. 2½-lb. head that makes quick work of tough jobs. Big 4½-in. cutting edge tapers back sharply for easier packing. 24 in. long over-all. Shipping weight 3 pounds 15 ounces.
9 KT 4825..... \$6.49

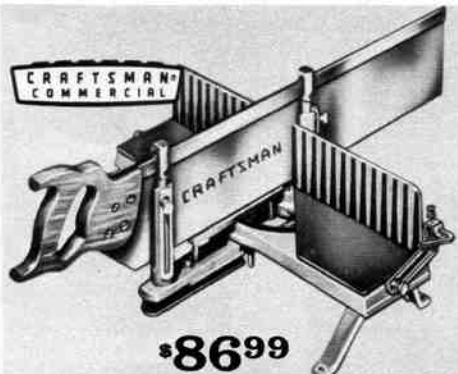
14 Pack Axe. A little beauty! 14-ounce modified Hudson Bay pattern head with 3-in. cutting edge. Perfectly balanced for easy swing. 11½ in. long overall.
9 KT 4826—Shipping weight 1 pound 15 ounces. \$4.99



\$16⁹⁹

This CRAFTSMAN® Miter Box needs no special back saw

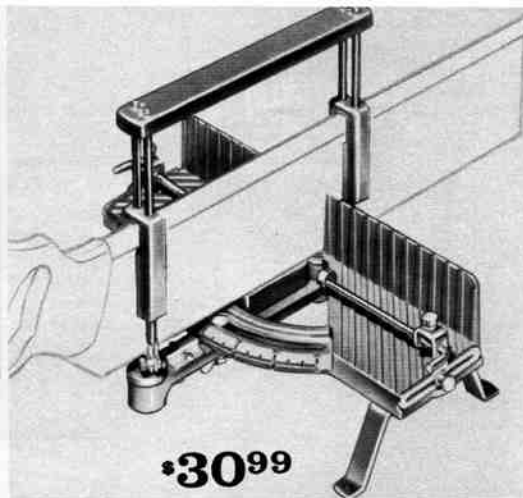
A Sears exclusive . . . you can use any saw with this magnetic miter box except narrow-bladed ones such as compass or coping saws. Also lets you adjust cuts left or right. Permanent magnets hold saw firmly against guide . . . needs no adjusting. Permanently lubricated surfaces. Cuts from 45° to 90° left or right. Height adjusts to stock width. Hardwood base. Die-cast metal back; metal legs. Non-slip hold down. Measures 10 in. wide; 14½ in. long; 8¾ in. high. Magnetic tension 1 to 8 pounds. Without saw. 9 KT 36326—Shipping weight 8 lbs. . . . \$16.99



\$86⁹⁹

Our best Miter Box includes a 28-inch CRAFTSMAN® Saw

Saw individually fitted and adjusted to miter box for precision. Cuts to 10 inches wide at 90°, to 7 inches wide at 45° . . . up to 5 inches deep. 4½x19¾-in. bed. Precision-milled 1-piece all-metal bed and back form rigid base. Offset legs for stability. Calibrated, notched saw carriage holds accurately at most-used angles. Saw guide with self-lubricating ball bearings. Length gauge clamps wood against back. Tempered steel blade miter saw included. See the CRAFTSMAN COMMERCIAL standards on page 4. 99 KT 3650L—Shipping weight 37 lbs. . . \$86.99



\$30⁹⁹

Exclusive CRAFTSMAN® Miter Box . . . you can reset it to true up saw guides

Spring-loaded pointer and trigger mechanism reset quickly. Guides adjust to thickness of saw (not included)—hold cut firmly to assure accuracy. Precision-milled bed and back in one solid piece. Cuts left and right . . . up to 9½ inches wide at 90°, up to 6¼ inches wide at 45°. Easy-to-read saw carriage is notched at most-used angles. 18x4½-inch bed of die-cast zinc. Length gauge clamps wood against back.

Ideal for almost any type of woodcutting work . . . either professional or at home. Saves both time and materials . . . no need for trial runs. Cuts every piece to the exact measurements you desire. Use with 26-inch back saw 99 KT 36184C listed at left below. 99 KT 36301L—Shipping weight 18 pounds. . . \$30.99



Special-purpose Saws, Blades and Brackets

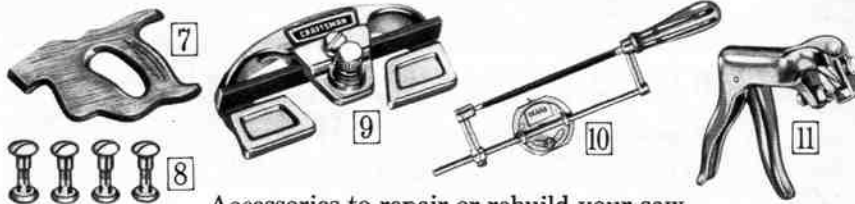
1 CRAFTSMAN Coping Saw. Adjusts. Takes 6½-in. pin or lock loop-end blades. 6¾-in. throat. 6½-in. blade. Hardwood handle. 9 KT 3541—Shipping weight 12 oz. . . . \$1.39
CRAFTSMAN Coping-saw Blades. 6½ in. long. For sawing wood or metal. Package of three. Pin-end. 15 teeth to the inch. 9 KT 3544—Shipping wt. 2 oz. . . . Pkg. 35c
 As above but 1 each 10, 15, 20 teeth to inch. 9 KT 3543—Shipping wt. 2 oz. . . . Pkg. 35c
 Lock loop-end, 20 teeth to the inch. 9 KT 3542—Shipping wt. 2 oz. . . . Pkg. 35c
CRAFTSMAN Hacksaw-action Blades. 6½-in. 9 KT 3545—Shipping wt. 2 oz. . . . Pkg. 35c
(2 and 3) Sawhorse Bracket Sets. Use 2x4's (not included). Sturdy steel. Hinged. Pkg. of 2.

4 CRAFTSMAN Back or Miter Saw. Fits any standard-size miter box. Kromedge tempered steel blade with heavily braced back edge. Expertly set teeth—12 points to inch. Strong, durable hardwood handle. Saw with 16x3½-inch blade: 9 KT 36183—Shipping weight 2 lbs. . . . \$5.99
 Saw with 26x4-inch blade. 99 KT 36184C—Shipping weight 5 lbs. 12.99

5 Back Saw. 14x3-in. tempered steel blade. Hardwood handle. Not CRAFTSMAN. 9 KT 36182—Shipping wt. 1 lb. 10 oz. . . \$1.99
 Similar to above, from West Germany. 9 KT 3154—Shipping wt. 1 lb. 7 oz. . . . 1.49

6 CRAFTSMAN Dovetail Saw. For light work and jobs where miter saws are not practical. 15 teeth per inch. Has 10-in. Kromedge spring-steel blade with braced back. Shaped hardwood handle. Shipping weight 12 ounces. 9 KT 36181 \$3.49

2 Heavy duty. No nailing necessary . . . just tighten wing nut. Painted to resist rust. 9 KT 28881—Shpg. wt. 4 lbs. 12 oz. Pkg. \$3.99
3 Light duty. Flanged nail holes. 9 KT 28882—Wt. 2 lbs. 6 oz. . . . Pkg. 1.99



Accessories to repair or rebuild your saw

7 Handsaw Handle. Fits most blades 26 in. or longer. Made of hardwood, finished and lacquered. Not bored. Order screws below. 9 KT 3616—Shipping weight 11 ounces. . \$1.69
8 Saw-handle Screws. Nickel-plated to resist rust. Come in package of four. 9 KT 36282—Shipping wt. 3 oz. . . . Package 69c
9 Hand-saw Jointer. Trues-up uneven tops of saw teeth before filing. Fits all hand saws . . . also fits blades on standard racing skates. 3¾-inch aluminum frame. With 4½-inch file. 9 KT 4881—Shipping weight 7 ounces. . . \$1.49


10 Handsaw Filing Guide. For easier, more accurate filing. Made of steel and die-cast metal. Has 2 adjustments for angle and pitch. Adjusts to angle filing. Over-all 11¾ inches long. With 6-inch file. Use with jointer 9KT4881 shown and described at left. 9 KT 4872—Shipping wt. 1 lb. 2 oz. . . . \$2.49
11 Handsaw Set. Gives you uniform set on any hand saw having 4 to 16 points to the inch. All-metal body and handles. Includes hardened-steel plunger and rotary anvil. Lock nuts on anvil screw. Numbered indicator. 9 KT 4883—Shipping weight 14 oz. . . . \$2.99



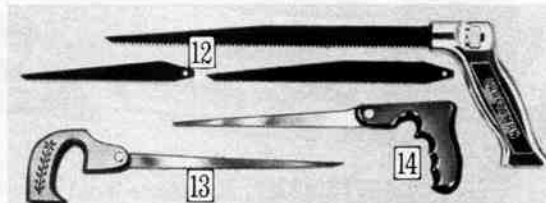
CRAFTSMAN® Miter Box \$7⁹⁹

Rigid guides adjust to any thickness saw—assure accurate cuts. 3½-in. back of cast alloy resists warping, rust. Cuts at 45° and 90°, left or right. Hardwood bed 17¾ in. long, 4½ in. wide. Hardened steel index lever and center post. Index graduated for 4, 5, 6, 8 or 20-sided figure. Without saw. Use any panel or back saw. 9 KT 3634—Shipping weight 5 pounds 5 oz. . . . \$7.99

Hardwood Miter Box \$1³⁹



Sides and bottom constructed of ¾-in. sturdy hardwood. Slotted for left and right miters at 45°, right-angle cutoffs. 15¾-in. bed, 3¾ in. wide, 1¾ in. high at back. Use panel or back saw (see 9 KT 36183, at left). 9 KT 3643—Shipping weight 2 pounds 12 oz. . . \$1.39



Keyhole-cutting Saws

12 CRAFTSMAN Nest of Saws. With 3 tempered steel saw blades (12 in. wood cutting, 6-in. multi-purpose, 8½-in. metal-cutting). Die-cast aluminum saw handle with exclusive lock . . . adjusts to hold interchangeable blades at best angle for cutting. 9 KT 3513—Shipping weight 14 ounces. .Set \$3.99
13 Low-priced Saw. Not CRAFTSMAN. 10-in. blade. Wood handle. From West Germany. 9 KT 3158—Shipping weight 10 ounces. . . . 89c
14 CRAFTSMAN Saw. Our best. 10-in. Kromedge tempered steel blade . . . 10 teeth to inch. Patented slot-lock holds blade securely in plastic handle. 9 KT 35191—Shipping weight 8 ounces. . . . \$1.99

Our Finest CRAFTSMAN® Plane

Patented lever-and-screw
design gives you extra
fine sidewise and
depth adjustment

Only
\$8.99

Smooth No. 4




**CRAFTSMAN
COMMERCIAL**

*Actually cuts shavings
as thin as the paper
on which this is printed*

Adjusts to cut coarse or tissue thin. Can skim off shavings only 3/1000 of an inch thick when precise leveling is needed. Blade is cutlery steel, honed razor sharp. Lever-and-screw device gives precise sidewise and depth adjustment. Frog fits snugly . . . eliminates jumping and side-play. Clamp assembly prevents chatter. Both sides AND bottom are precision-machined true for top accuracy. Handle and knob of wood . . . contoured for comfort, with smooth, even finish. CRAFTSMAN items have to earn the CRAFTSMAN COMMERCIAL seal. For details about CRAFTSMAN COMMERCIAL quality standards, be sure to see page 4.

Smooth No. 4. 2-inch cutter, smooth bottom, 9 inches long.
9 KT 37054—Shipping weight 3 pounds 13 ounces. \$8.99

Jack No. 5. 2-inch cutter, smooth bottom, 14 inches long.
9 KT 37055—Shipping weight 4 pounds 13 ounces. 9.99



General and Special-purpose planes

1 COMPANION No. 4 Smooth Plane. 9 inches long. For planing with the wood grain. 2-in. wide cutter of cutlery steel. Lever-and-screw device adjusts cutter sidewise and endwise. Clamp holds cutter firmly in place with no chatter. Smooth bottom. Wood handle, knob.
9 KT 37053—Shipping weight 3 pounds 10 ounces. \$5.99

2 CRAFTSMAN Rabbet Plane. 8½ in. long. 1½-in. cutlery steel cutter. Makes right or left-hand cut on board edge. 2 cutter seats—rear for regular, front for bullnose work (close-in corners). Spur and removable depth gauge. Adjustable fence and saw grip handle.
9 KT 37059—Shipping weight 3 pounds 2 ounces. \$8.99

3 CRAFTSMAN Block Plane. 6 inches long. 1½-inch cutter of cutlery steel. Set at 20° angle to cut end-grain. Screw for adjusting endwise and sidewise. Adjustable throat opening. Sides and bottom precision ground. Comfortable metal knob.
9 KT 37052—Shipping weight 1 pound 10 ounces. \$5.99

4 CRAFTSMAN Block Plane. 7 in. long. 1½-in. cutter set at 20° for end-grain work. Blade adjusts for depth, angle. Wood knob.
9 KT 37051—Shipping weight 1 pound 10 ounces. \$3.99

5 CRAFTSMAN Modelmaker Plane. 3¼ inches long. 1-inch steel cutter. For rounding corners, beveling edges. For hobbyists.
9 KT 37057—Shipping weight 5 ounces. 99c




CRAFTSMAN® Rasplane Tool **\$3.49**

Extra-sharp blades clean themselves with 1 blade

Cuts through hardened auto body plastic fillers without clogging or gumming up. Planes wood with grain, against grain, end grain. Smooths, trims, shaves fiber glass, soft board, vinyl and asphalt tile. 1-piece aluminum frame (1¼x10 in.). 10-in. black oxide steel blade. Adjustable plastic handles.
9 KT 6771—Shipping weight 1 pound 1 ounce. \$3.49

Flat Replacement Blade.
9 KT 67712—Shipping weight 4 ounces. Each 99c

Half-round Replacement Blade.
9 KT 67713—Shipping weight 5 ounces. Each \$1.09



6 15-in. Draw Knife. 1½x10-in. blade.
9 KT 3678—Wt. 1 lb. 13 oz. \$4.99

7 Spokeshave. Planes edges of convex, concave surfaces. Adjustable blade.
9 KT 3662—Shpg. wt. 15 oz. \$2.99

8 CRAFTSMAN Wood Scraper. 4-edge. 2½-in. wide steel blade. 2 serrated, 2 fine edges for rough and smooth work.
9 KT 9012—Shpg. wt. 13 oz. \$1.29

Replacement Blades. 2 4-edge paint-scraper blades to fit 9KT9012 as well as all other 4-edge scrapers. 2 serrated, 2 smooth edges for rough and fine work. 2½-in. steel cutting edge. Pkg. of 2.
Shipping weight 5 ounces.
9 KT 90123. Pkg. 79c

9 CRAFTSMAN Linoleum Knife. 2½-inch steel blade. Long point.
9 KT 95392—Shpg. wt. 6 oz. \$1.19
9 KT 95394—Vinyl Knife. Wt. 6 oz. 1.39
Linoleum Knife. (Not shown). Short pt.
9KT95382—(2½-in. blade). Wt. 5 oz. 79c


10 CRAFTSMAN Retractable-blade Utility Knife. 5½ in. long, 5 blades.
9 KT 9486—Shpg. wt. 8 oz. \$1.39
CRAFTSMAN Utility Knife (not shown). Not retractable. 5½-in. long, 5 blades.
9 KT 9515—Shpg. wt. 6 oz. \$1.00
Blades for above Knives. Pkg. of 5.
9 KT 9517—Shpg. wt. 3 oz. Pkg. 49c

11 Hook Blades. Fit 9KT9515. Pkg. (5).
9 KT 9516—Wt. 3 oz. Pkg. 99c


CRAFTSMAN® Levels with Monovials

Levels with monovials measure accurately at any angle through a full 360° rotation . . . a job that no level with ordinary vials can do—no matter how much it costs!

4



CRAFTSMAN
COMMERCIAL



Monovials are straight tubes of practically unbreakable butyrate plastic with uniform curvature molded on the inside. Bubble always appears when you level—at any angle. One monovial does the work of two conventional glass vials . . . is 20% larger, easier to read, more accurate. Monovials never need adjustment . . . firmly anchored in frame for stability. (1, 2 and 4) 1x2 1/4-in. frame. I-beam construction.

1 24-inch Aluminum Level. 3 vials: 1 level, 2 plumb. See CRAFTSMAN COMMERCIAL quality standards on page 4. Shipping weight 1 pound 13 ounces. 9 KT 39914 . . . \$6.99

28-inch Aluminum Level. As above, but 28 inches. 99 KT 39915C—Shipping weight 2 pounds . . . 7.99

48-inch Aluminum Level. As above, but 4 vials: 2 level, 2 plumb. 99 KT 39917C—Shipping weight 3 pounds . . . \$13.99

2 18-inch Magnetized Aluminum Level. 3 vials: 1 level, 1 plumb, 1 45°. One edge magnetized full length . . . holds level securely to pipes or other surfaces of iron or steel at any angle. Closed ends for extra strength. CRAFTSMAN COMMERCIAL . . . see page 4. 9 KT 39911—Shipping weight 1 pound 6 ounces . . . \$6.99

3 CRAFTSMAN 18-inch Torpedo Level. Ideal size to fit into tool box. 3 vials for level, plumb, or 45° readings. 1/2 x 1 1/2-in. black and aluminum finish frame. Shipping weight 8 ounces. 9 KT 3984 . . . \$2.99

4 78-inch Aluminum Level. 5 vials: 2 level, 3 plumb. CRAFTSMAN COMMERCIAL . . . see page 4. Shipping weight 8 pounds. 99 KT 39918L . . . \$21.99

CRAFTSMAN 24-inch Aluminum Level. 3 vials: 1 level, 2 plumb. 9 KT 39952—(Not shown.) Shipping weight 1 pound 5 ounces . . . 4.99




5 18-inch Wood Level. Hardwood frame measures 1x2 1/4 inches. 1-piece vial mounting. 3 vials (plumb, level and 45°). With vinyl covers. Shipping weight 1 lb. 9 KT 39744 . . . \$2.29



6 1 1/2-inch Circular Level. Levels in all horizontal directions at once. Outside circle reads 1° pitch for drain pipes, counter tops. Plastic casing. Shpg. wt. 3 oz. 9 KT 398199c



7 Magnetic Protractor, Level. Handy 1 3/4 x 2 1/4-in. pocket size. Reads within plus or minus 3/4°. Scale for pitch readings (1/16 to 1 3/4 in.). Use to plumb or level. Plastic vial. 9 KT 3992—Wt. 6 oz. . . \$1.99



8 9-in. Torpedo Level. V-groove on both edges. 3 vials: level, plumb, 45°. 9 KT 39834—Wt. 7 oz. . . \$2.89

Like (8) but magnetized on 1 side. 1 V-groove. 9 KT 39833—Wt. 7 oz. . . \$3.59



9 5-inch Pocket Level. Alum. frame. V-groove bottom. Not monovial. 9 KT 3979—Wt. 4 oz. . . \$1.39



10 3 x 3/8-in. Line and Surface Level. Monovial. 9 KT 3982—Wt. 3 oz. . . .89c




11 CRAFTSMAN Self-Centering Punch 3 inches long over-all. 9 KT 4282—Shpg. wt. 3 oz. Each 49c

12 CRAFTSMAN Nail Set. Made of tough, tempered steel. 9KT37541—1/32-in. 9KT37543—3/32-in. 9KT37542—1/16-in. 9KT37544—1/8-in. Shipping weight each 3 oz. . . Each 39c

13 Glass Cutter. Single cutter. Steel wheel. Malleable iron handle. 9 KT 3794—Shpg. wt. 4 oz. . . . 59c

14 CRAFTSMAN Glass Cutter. 6 steel cutters set in turret head. Numbered to assure equalized wear. Hardwood handle. 9 KT 3797—Shpg. wt. 2 oz. . . . \$1.39



15 CRAFTSMAN Carbide-wheel Glass Cutter . . . Our Best. Cutting wheel made of tungsten carbide . . . hardest metal known to science. Outlasts regular steel-wheel glass cutters by many times. Cuts deeper. Also cuts ceramic tile. 9 KT 3796—Shpg. wt. 5 oz. \$1.59

16 Pencil Compass and Scriber. Steel point is rust resistant. Adjustable wing nut. 9 KT 3768—Shpg. wt. 5 oz. . .99c

17 Wing Divider. Steel points. Thumb nut adjusts. Over-all length 8 inches. Shipping weight 9 ounces. 9 KT 3943 \$2.69



18 CRAFTSMAN Marking Gauge. Die-cast metal. With fractional inch markings. Shipping weight 12 oz. 9 KT 3947 \$1.99

19 CRAFTSMAN Scratch Awl. 3 1/2-in. tool steel blade; tempered needle point. Wood handle secured by metal ferrule. Shipping wt. 5 oz. 9 KT 364899c

20 Scratch Awl. 3 1/2-inch pin-point tempered steel blade. Comfortable-grip plastic handle. Shpg. wt. 3 oz. 9 KT 364935c



21 CRAFTSMAN Carpenter's Pencil. Flat sides have beveled edges. Fits work-apron pocket. Heavy black lead. 7 inches long. Shipping weight 2 ounces. 9 KT 376310c

22 CRAFTSMAN Butt Hinge Gauge. Simplifies door hanging and mortising. 3 cutters, accurately ground. Marked in 16ths of an in. 9 KT 3940—Shpg. wt. 12 oz. \$2.99

You can equip a complete workshop from this book. See index on page 105



CRAFTSMAN® Heavy-duty Brace

Superb professional quality. Box ratchet is completely enclosed to keep out dirt and to reduce wear.

Head rotates on ball bearings for extra-smooth operation. All exposed metal parts are nickel-plated to resist rust.

Brace only \$9.99 | 6-piece Bit Set \$7.99

Our finest brace. Ratchet releases and reverses with knurled ring shift. Alligator-type chuck grips both round and tapered-shank bits. Hardwood head and center grip. Head is reinforced with steel for extra strength. Rugged 3/4-inch diameter steel frame. Full 10-inch sweep. 9 KT 4240—Brace only. Shpg. wt. 4 lbs. \$9.99

Set of 6 CRAFTSMAN® Auger Bits

Solid center. Same professional quality as (7) at right. Sizes 3/8, 1/2, 5/8, 3/4 and 1-inch. Each bit has a removable protective plastic tip. Metal rack can easily be mounted on wall. 9 KT 4156—Shipping weight 1 lb. 12 oz. \$7.99

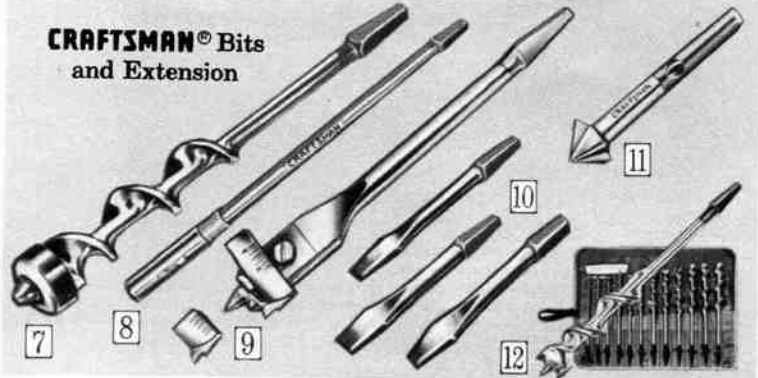


Medium-duty Brace \$4.99

A well-made, dependable brace . . . and what a low price! Four-jaw chuck grips both round and tapered-shank bits. Strong, semi-boxed ratchet releases and reverses with a knurled ring shift.

All exposed metal parts are brightly polished. Equipped with hardwood head and center grip. Head is reinforced with steel for extra strength. Sturdy steel 7/16-inch frame. Full 10-inch sweep. Made in Japan. Shipping weight 2 lbs. 14 oz. 9 KT 42411 . . . \$4.99

CRAFTSMAN® Bits and Extension



7 Individual Solid-center Auger Bits. Professional quality. All bits are wood-tested and approved. Entirely precision-milled and polished. Spiral twists uniformly ground to close tolerances for smooth action without binding.

Self-starting screw points. Heat-treated and tempered steel. All bits come with protective plastic caps.

Catalog Number	Size in.	Wt. oz.	Each
9 KT 41751 . . .	3/8	3	\$1.29
9 KT 41752 . . .	1/2	4	1.29
9 KT 41753 . . .	5/8	4	1.29
9 KT 41754 . . .	3/4	4	1.29
9 KT 41755 . . .	1 1/8	5	1.29
9 KT 41757 . . .	1 1/2	6	1.39
9 KT 41759 . . .	1 3/4	6	1.49
9 KT 41762 . . .	2	7	1.59
9 KT 41764 . . .	1	9	1.79

8 Auger Bit Extension. Solid steel socket type. Use with 1/16 to 3/8-inch diameter auger bits. Extension measures 18 inches long.

Shpg. wt. 1 lb. 4 oz. 9 KT 4161 . . . \$4.49

9 Expansive Bits. Professional quality. Cutter blade has 1/16-in. settings. Standard Clark Pattern. Tempered tool steel. To change settings, simply loosen hold-down plate then position cutter blade for desired hole size (see hole sizes below).

With two interchangeable tool steel cutter blades. Tapered square shanks fit braces. Complete with plastic case.

9 KT 41924—Cuts 1/2 to 1 1/2-in. holes. Wt. 6 oz. \$3.49

9 KT 41934—Cuts 3/8 to 3-in. holes. Wt. 10 oz. 3.99

10 Screwdriver Bits. Tapered square-shank bits for use with bit brace for positive driving of federal screws. Forged steel. 5 in. long. Meet Federal Specifications GGG-B-376.

9 KT 41001—1/4 inch wide. Shpg. wt. 5 oz. Ea. 69c

9 KT 41002—5/16 inch wide. Wt. 5 oz. Ea. 69c

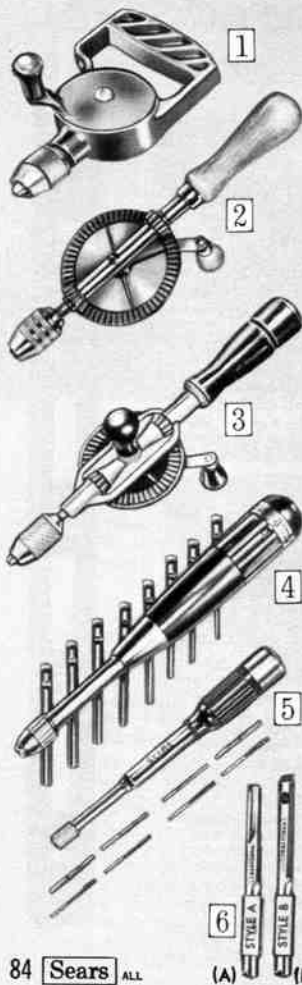
9 KT 41003—3/8 inch wide. Shpg. wt. 5 oz. Ea. 79c

11 Countersink Bit. 5/8-inch size. Designed for use on wood. Made of forged steel. 3/4-inch combination shank fits bit braces, hand drills and electric drills.

9 KT 4205—Shipping weight 3 ounces. . . . 59c

12 13-piece Auger Bit Set. 13 bits, 3/8, 1/2, 5/8, 3/4, 1 1/8, 1 1/2, 1 3/4, 2, 2 1/4, 2 1/2, 3, 3 1/2, and 4-in. Plastic pouch. Same quality as (7) above left. Plastic tips not included.

9 KT 41721—Shpg. wt. 3 lbs. 2 oz. . . . Set \$18.49



1 Close-quarter Hand Drill. Die-cast aluminum. Steel chuck takes drill bits* up to 1/4-inch diameter. 3 3/4 inches front to back. Drill measures 7 3/4 inches long over-all. 9 KT 4235—Wt. 1 lb. 6 oz. \$4.99

2 All-purpose Hand Drill. Nickel plated. 3-jaw chuck holds drill bits* up to 1/4-inch diam. Double pinion gears. Hardwood handle. Drill 10 3/4 inches long over-all. 9 KT 4210—Wt. 15 oz. . . . \$2.39

3 CRAFTSMAN Hand Drill. Professional quality. Smooth-running cast-iron gears. Die-cast frame. 3-jaw chuck holds round-shanked drill bits* to 1/4-inch diameter. Drill bits store in handle (bits not included). Removable side handle. Drill 12 3/4 inches long over-all. 9 KT 4230—Wt. 1 lb. 15 oz. \$6.99

4 CRAFTSMAN Push Drill and 8 Points. Points store in special drill-selector handle—just dial to the drill size wanted. Internal bronze spirals. Ball lock chuck. Polished steel. 8 3/8 in. long over-all. 8 notched drill points (1/16, 5/64, 3/32, 7/64, 1/8, 9/64, 5/32, 1 1/4-inch). 9 KT 4220—Wt. 1 lb. 3 oz. \$5.99

5 Push Drill and 8 Drill Points. Polished steel; enameled handle. Internal bronze spirals. Steel 4-jaw chuck. With 8 fluted drill points. (1/16 to 1 1/4-in.). Drill 9 1/2 in. long. 9 KT 4217—Wt. 15 oz. . . . \$4.89

6 CRAFTSMAN Push Drill Points. Fit all popular push drills.

Set of 8—1/16, 5/64, 3/32, 7/64, 1/8, 9/64, 5/32, 1 1/4-in. Shpg. wt. 5 oz. Fluted (Style A).

9 KT 42231 Set \$1.59

Notched (Style B). 9 KT 42232 Set 1.59

Set of 4. 1/16, 5/64, 3/32, 7/64 inch. Fluted (Style A).

9 KT 42181—Wt. 3 oz. Set 89c

Notched (Style B). 9 KT 42182—Wt. 3 oz. Set 89c

Wire Brushes with hardwood handles

13 Curved back. 3 rows of 19 tufts (1 1/8 in.). 9 KT 3668—(14x1 in.) Shpg. wt. 9 oz. . . . 69c

Curved back. 3 rows of 11 tufts (1 1/8 in.). 9 KT 3654—(12x3/4 in.) Shpg. wt. 6 oz. . . . 59c


14 Brush and Scraper. 2 3/8-inch scraper. 4 rows of 10 tufts (1 1/2 inches). 9 KT 3647—(11x1 1/8 in.) Shpg. wt. 15 oz. . . \$1.39

15 Straight back. 5 rows of 10 tufts (1 1/4 in.). 9 KT 3652—(4 1/2 x 1 1/8 in.) Wt. 7 oz. . . . 59c

16 Straight back. 6 rows of 19 tufts (1 3/4 in.). 9 KT 3653—(7 3/4 x 2 1/8 in.) Wt. 14 oz. . . . 99c

17 Down-curved. 4 rows of 16 tufts (1 1/4 in.). 9 KT 3669—(10x1 in.) Shpg. wt. 9 oz. . . . 79c

18 Rustproof Stainless Steel Brush. 4 rows of 16 tufts (1 1/4 inches). 9 KT 3666—Shipping weight 10 ounces. . . \$1.99





1 CRAFTSMAN Slim Tape. Flexible steel blade $\frac{1}{4}$ in. wide, 2 in. steel case. For inside measurements. 9 KT 39141—8-foot. Shipping weight 4 ounces... 99c

Extra Blade. $\frac{1}{4}$ inch wide. For (1) above. 9 KT 39145—Shipping weight 3 ounces... 59c

2 CRAFTSMAN $\frac{1}{2}$ -inch wide push-pull Tape. Flexible steel tape is marked in feet and inches. Chrome-plated zinc case protects tape.

10-foot length. $\frac{1}{2}$ inch wide. 9 KT 39161—Shipping weight 8 ounces... \$1.39

12-foot length. $\frac{1}{2}$ inch wide. 9 KT 39162—Shipping weight 8 ounces... 1.69

Extra blades, $\frac{1}{2}$ inch wide.

9 KT 39191—6-foot. Shipping weight 3 oz... 69c

9 KT 39192—8-foot. Shipping weight 4 oz... 79c

9 KT 39193—10-foot. Shipping weight 4 oz... 89c

9 KT 39194—12-foot. Shipping weight 4 oz... 99c

Extra blades, $\frac{3}{4}$ inch wide.

9 KT 39195—10-foot. Shipping weight 5 oz... 1.29

9 KT 39196—12-foot. Shipping weight 5 oz... 1.39

9 KT 39197—16-foot. Shipping weight 6 oz... 1.79

3 CRAFTSMAN. Blade locks where you want it... just push the button on the left side of case. To release, press the button on the right side of case. Blade won't creep back while in use. Return speed controlled by the amount of thumb pressure used on button.

Mylar* polyester-coated steel blade marked in inches and feet with stud marks every 16 inches.

Chrome-plated zinc case.

Catalog Number	Wide (in.)	Long (ft.)	Wt. oz.	Each
9KT39216	$\frac{3}{4}$	16	13	\$3.99
9KT39211	$\frac{3}{4}$	10	11	2.89
9KT39212	$\frac{3}{4}$	12	11	3.19
9KT39201	$\frac{1}{2}$	8	8	1.59
9KT39202	$\frac{1}{2}$	10	9	1.89
9KT39203	$\frac{1}{2}$	12	9	2.19

*Registered DuPont Trademark



CRAFTSMAN® Black-and-white Long Tapes

$\frac{3}{4}$ -inch blade 50 feet long \$4.49

Fit into corners where other tapes can't measure. End hook self-adjusts and compensates for inside or outside measurements. Flexible, $\frac{3}{4}$ -inch wide steel blade bonderized and finished on both sides in white enamel. Jet black markings: 8ths, inch, foot. Stud marks on 16-inch centers. Zinc case.

9 KT 3907—50-ft. Shipping weight 1 lb. 1 oz... \$4.49

9 KT 39072—100-ft. Shipping weight 1 lb. 12 oz... 6.49

CRAFTSMAN® Steel Tapes

Blade measures $\frac{3}{4}$ inch wide... painted white. Black markings in eighths, inches and feet. Stud markings every 16 inches. Hook-and-ring end permits one-man measuring. Welded steel case.

Double-roller mouthpiece keeps tape from scraping or jamming. Folding handle opens by push pin. Anti-backlash, chrome-plated winding reel.

9 KT 39001—50-ft. Wt. 1 lb. 2 oz... \$5.49

9 KT 39002—100-ft. Wt. 1 lb. 10 oz. 7.49



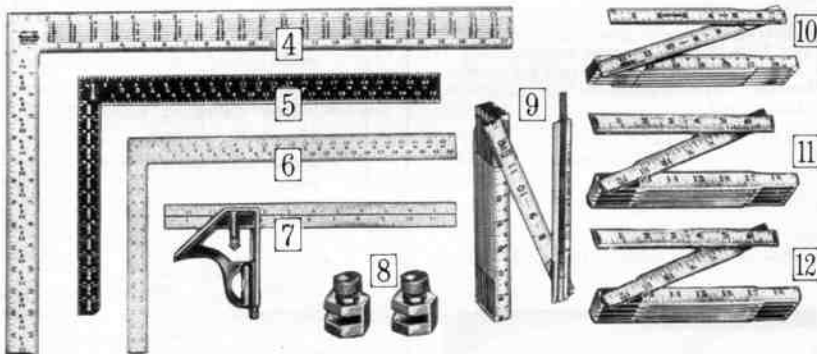
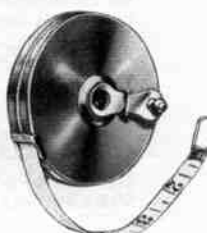
Cloth Tape

50 feet long. Markings show feet, inches and quarter inches.

Tape made of strong, coated cotton cloth $\frac{1}{2}$ inch wide.

Rugged steel case. Handle folds away flush for convenient handling and storage. Shipping weight 7 ounces.

9 KT 3904... \$2.99



Precision made Carpenter's Squares

4 CRAFTSMAN Aluminum Rafter Square. Our finest. Can't rust, warp or shrink. Octagon and 100ths scale; rafter and brace table. Face marked in 8ths, 16ths; back in 10ths, 12ths. Etched black numbers. 24x2-inch body; 16x1 $\frac{1}{2}$ -inch tongue. 99 KT 3963C—Shipping weight 2 pounds... \$6.99

5 CRAFTSMAN Steel Square. Rafter and brace table, octagon and 100ths scale. Blued steel; yellow markings. Face in 8ths and 16ths; back in 10ths and 12ths. 24x2-in. body; 16x1 $\frac{1}{2}$ -in. tongue. 99 KT 39641C—Shipping weight 3 pounds... \$3.99

6 Steel Square. Face in 8ths and 4ths; back in 4ths. 24x2-inch body; 16x1 $\frac{1}{2}$ -inch tongue. 99 KT 39642C—Shipping weight 3 pounds... \$2.49

Steel Square. Blued finish; white markings in 8ths on both sides. 12x1 $\frac{1}{2}$ -inch body, 8x1-inch tongue. 9 KT 39643—Shipping weight 12 ounces... 99c

7 CRAFTSMAN Combination Square. Use as inside or outside try square, depth gauge, rule or level. Chrome-plated steel blade. Black markings, 8ths, 16ths on one side; 16ths, 32nds on other. Holds setting. Semi-steel beam has level and removable scriber. Blade ends indented for scribing.

Catalog No.	Blade	Beam	Shpg. wt.	Price
9 KT 39541	6x $\frac{1}{2}$ in.	3 $\frac{1}{2}$ in.	12 oz.	\$2.49
9 KT 39542	12x 1 in.	4 in.	1 lb.	2.99

Economy Combination Square. 12x1-in. blade. 4-in. die-cast beam with level and scriber. 8ths, 16ths stamped on one side; 16ths, 32nds on other. 9 KT 3960—Shipping weight 14 ounces... 99c

8 Angle or Stair Gages. Brass; steel screw. Use with square for repeat cuts. Package of 2. 9 KT 3956—Shipping weight 4 ounces... Pkg. 79c

6-foot Folding Rules

9 CRAFTSMAN Extension Rule. Made of choice straight-grained maple slats. Boxwood finish. Marked in 16ths on top and bottom edges. Read total inches or feet and inches. Brass extension machine etched, calibrated for inside measuring.

Stud center marking every 16 inches. Brass strike plates protect against wear. Positive locking joints. Outside readings.

Shipping weight 8 ounces.

9 KT 3934... \$2.69

Extension Rule. As above but with inside readings.

9 KT 3935—Shpg. wt. 8 oz... \$2.69

10 CRAFTSMAN Folding Rule.

Made of select heavy maple slats. White finish. Marked in 16ths on top and bottom edges. Has same features as 9KT3934 above but without brass extension.

9 KT 3937—Shpg. wt. 8 oz... \$1.89

11 Good quality Wood Folding Rule. Made of selected hardwood. White finish. Marked in 16ths in. Friction joints. Outside reading.

9 KT 3911—Shpg. wt. 6 oz... \$1.19

12 Economy quality Wood Folding Rule. Hardwood with white finish... plastic lacquer coating. Brass-plated friction joints.

9 KT 3918—Shpg. wt. 6 oz... 89c

Construction Tools

13 CRAFTSMAN Try Square. 8-inch steel blade with black-oxide finish; white markings. Rosewood handle. 9 KT 39593—Shpg. wt. 11 oz... \$3.29

14 CRAFTSMAN Sliding "T" Bevel. Adjustable 8-inch stainless steel blade; locks in position. With rosewood handle and brass trim. 9 KT 39484—Shipping wt. 7 oz... \$2.69

Sliding "T" Bevel. With 8-in. blued steel blade. Plastic handle; locking device. 9 KT 3945—Shipping wt. 5 oz... \$1.09

15 Yellow Chalk Line. 200 foot ball. No. 21. For Carpenters, Masons, home use. 9 KT 7654—Shipping wt. 6 oz. Ea. 49c

16 Nylon Twine. 100-yd. spool. Size 21. 177-lb. test. Shipping weight 10 oz. 9 KT 76551—White... Each \$1.09 9 KT 76552—Yellow... Each 1.29

17 CRAFTSMAN Dual-Purpose Chalk and Plumb Line. Full rewind cylinder; fold-away handle. Slide-action brake releases automatically when line is rewound. Sturdy die-cast case. Combination refill cap and plumb bob tip. Powdered chalk incl. Hook ring on end. 50-foot line.

9 KT 3773—Shipping wt. 12 oz... \$1.69

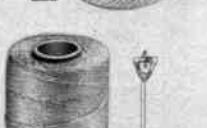

100-foot line.


9 KT 37734—Shipping wt. 13 oz. 1.99

Powdered Carpenter's Chalk. For Chalk, Plumb Line above. 1 oz. pkg.

9 KT 37583—Blue. Wt. 3 oz... Pkg. 10c

9 KT 37584—Red. Wt. 3 oz... Pkg. 10c





CRAFTSMAN® Utility Level
11-inch, 18-power telescope

Without tripod **\$59⁹⁹**

Designed especially for the farmer or landscaper who needs an accurate instrument, ruggedly constructed, yet economically priced. Has features found on our more expensive instruments.

11-inch, 18-power telescope with standards cast in one piece for remarkable strength and stability. Easy-to-read level vial (2⁷/₁₆ inches long) sleeve-protected (as in engineer's level). Sensitivity 8 minutes per 2mm division.

One-piece erecting eyepiece lets you see images right side up. Focuses 4½ feet to infinity. 3¼-inch horizontal circle with vernier reads directly to 15 minutes (½ degree).

4-screw leveling head. With plumb bob, illustrated instruction manual and removable sunshade.

Without tripod.

99 KT 46101C—Shipping weight 8 lbs.... \$59.99

With stiff-leg tripod.

99 KT 46103L2—Shipping weight 18 lbs... 79.99

With stiff-leg tripod, 8-ft. leveling rod. (No target.)

99 KT 46104L2—Shipping weight 20 lbs... \$89.99

CRAFTSMAN® Tilting Level
Ideal for aligning vertical objects

Without tripod **\$89⁹⁹**

Low-cost, multi-purpose instrument designed to meet leveling problems, checking and setting off horizontal angles, determining grades, plumbing vertical surfaces, running straight lines, etc.

Telescope tilts from 40° below to 40° above horizontal . . . locks into position for level. 11¼-in. dust-proof telescope, 12-power, focuses from 4 ft. to infinity. 3¼-in. horizontal circle reads to single degree, in 90° quadrants.

Extra-sturdy, 1-piece "U"-type yoke frame, low-friction axis bearings. 2⁷/₁₆-in. level vial sensitivity: 8 minutes per 2mm division. 4-screw leveling head. Plumb bob included. Fitted hardwood case for carrying ease. Illustrated instruction manual "Adjustments and Field Maintenance."

Without tripod.

99 KT 46171C—Shipping weight 9 lbs.....\$89.99

With stiff-leg tripod.

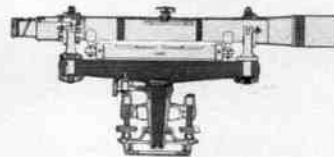
99 KT 46173L2—Shipping weight 19 lbs.... 109.95

With extension-leg tripod.

99 KT 46172C2—Shipping weight 17 lbs.... 119.95

All **CRAFTSMAN®**
Surveying Instruments
have these features

—to provide accuracy and dependable performance



- **Achromatic lenses** . . color-corrected to provide clear, sharp image
- **Rack-and-pinion focusing** . . gives smooth, responsive focus control
- **Erecting eyepiece** . . image is right side up, facilitates reading image
- **Telescope bored to rifle-barrel accuracy** . . dustproof fittings
- **Sleeved level vial** . . rigid housing protects against rough handling
- **Fine motion mechanism** . . precision machined to prevent backlash

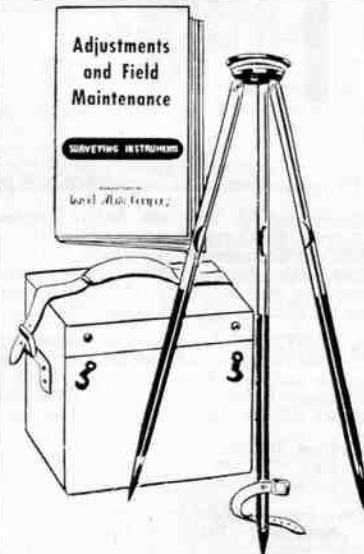
With every instrument you get:

- Fitted carrying case of sturdy hardwood
- Illustrated instruction manual

Adjustments and Field Maintenance

SURVEYING INSTRUMENT

Level, 11/16 in. vial



SERVICE INFORMATION

If your CRAFTSMAN Surveying Instrument needs adjustment or repairs, contact nearest Sears Store or Catalog Sales Office for fast, efficient service at the factory at reasonable charges.

Sears Has a Credit Plan to Suit Your Needs

ASK FOR DETAILS

CRAFTSMAN® Surveying Tools and Accessories

1 CRAFTSMAN Sliding-section Leveling Rods. Solid maple construction. Clip-on target.

Builder's Rods. In feet, inches, 8ths. Vernier readings to 1/64 inch.

99 KT 46121L—10 ft. Wt. 7 lbs... \$24.99

99 KT 46122L—15 ft. Wt. 9 lbs... 29.99

Engineer's Rods. In feet, 10ths, 100ths. Vernier to 1/1000 ft.

99 KT 46112L—10 ft. Wt. 7 lbs... \$24.99

99 KT 46113L—15 ft. Wt. 9 lbs... 29.99

2 CRAFTSMAN Brass Plumb Bobs.

9KT40001—6-oz. size. Wt. 10 oz... \$2.99

9 KT 40002—16 oz. Wt. 1 lb. 5 oz... 5.49

3 Nickel-plated Steel Plumb Bobs. Hexagon shape.

9 KT 38401—5-oz. size. Wt. 7 oz... 5.9c

9 KT 38402—8-oz. size. Wt. 10 oz... 7.9c

9 KT 38403—12-oz. size. Wt. 14 oz... 9.9c

4 CRAFTSMAN Locke-type Hand Sighting Level. 6½ in. long. For rough survey. 4-power bubble magnification. Focus adjust. Vinyl pouch, belt loop, instr.

9 KT 4600—Shipping weight 11 ounces.....\$13.99

5 CRAFTSMAN Pocket Sighting and Surface Level. As a sighting level, can be used for grading, leveling, preliminary surveys. As a surface level, for leveling shelves, refrigerators, counter tops and other items. Objective window has center line *plus* line to determine pitch. . . stadia lines with 1:12 ratio to estimate distance. Built-in sunshade. Only 5 inches long. Aluminum with steel clip. Instruction manual. Plastic case.

99 KT 4624—Shipping weight 13 ounces..... \$5.99

6 CRAFTSMAN Tripods. Kiln-dried hardwood.

For 99 KT 46212C, 99 KT 46101C, 99 KT 46171C.

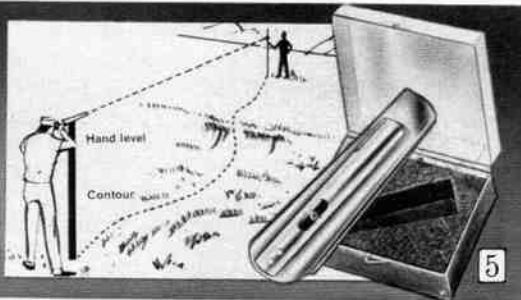
99 KT 46091L—With stiff legs. Wt. 10 lbs.... \$21.99


99 KT 46092C—With extension legs. Wt. 8 lbs., 33.99

For 99 KT 4615C, 99 KT 4619C, 99 KT 46192C, 99 KT 4602C, 99 KT 46022C, 99 KT 4603C, 99 KT 46032C.

99 KT 46094L—With stiff legs. Wt. 10 lbs.... \$46.99

99 KT 46095C—With extension legs. Wt. 11 lbs., 59.99





CRAFTSMAN® Transit Level

Without tripod **\$99⁹⁹**

Levels even with telescope in transit position, thanks to location of the precision vernier scale on the horizontal circle. All you do is match two lines to get accurate readings in minutes and degrees.

18-power, 11-in. telescope. Focuses 4 feet to infinity. 26mm objective lens. Expanded vernier on 3¼-in. horizontal circle reads to 15 minutes. 2⅞-in. scope vial . . . 8 minutes per 2mm division . . . protected by rotating metal sleeve. 1½-in. plate level vial has sensitivity of 14 minutes per 2mm division. 1⅞-in. radius vertical arc graduated 50° to 0° to 50° in single degrees. With removable sunshade; 4-screw leveling head; positive, tapered leveling lock; plumb bob.

Without tripod.

99 KT 46212C—Shpg. wt. 9 lbs. . . \$99.99

With stiff-leg tripod.

99 KT 46218L2—Shpg. wt. 19 lbs. 129.95

With extension-leg tripod.

99 KT 46213C2—Shpg. wt. 17 lbs. 139.95

With stiff-leg tripod and 8-ft. leveling rod.

Target not included with leveling rod.

99 KT 46219L2—Shpg. wt. 21 lbs. 139.95



CRAFTSMAN® Construction

Level . . . our finest!

Without tripod **\$309⁹⁵**

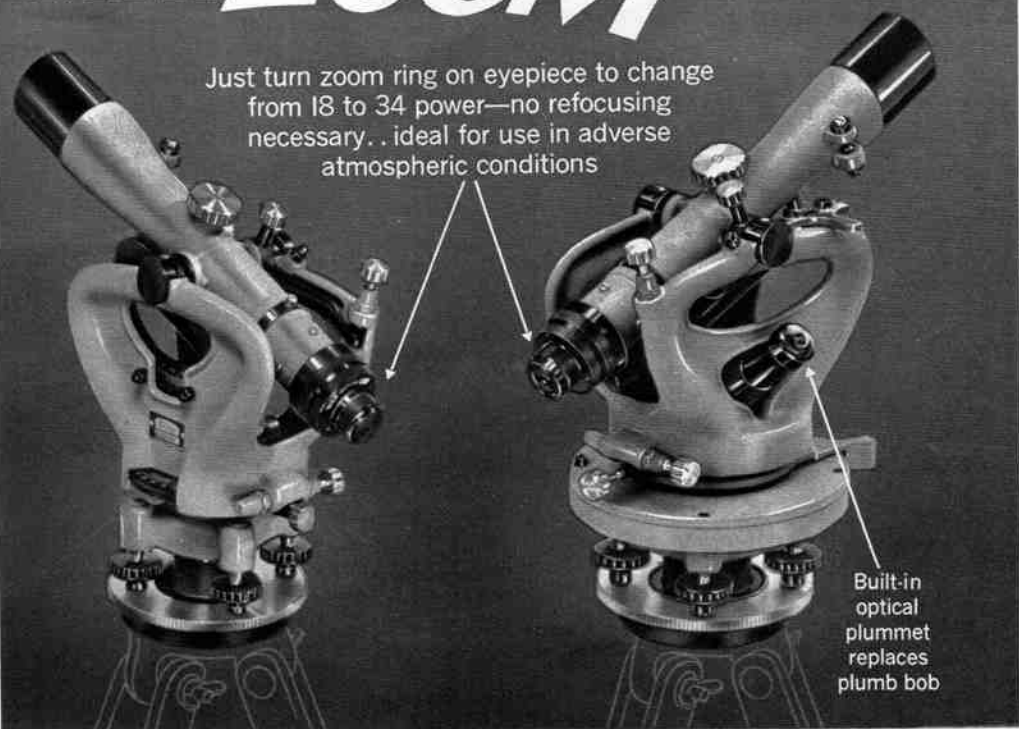
33-power, 18-in. telescope. Focuses from 8½ feet to infinity. 39mm objective lens. Horizontal circle with double vernier reads to 5 minutes (½°). Level vial sensitivity 50 seconds per 2mm division.

Dust-protected eyepiece; leveling, tangent and clamp screws. Fitted forged-steel center. Includes 12-oz. steel plumb bob, sunshade and carrying case. Without tripod . . . order 99KT46094L or 99KT46095C separately . . . see (6) on the facing page.

Shipping weight 22 pounds.
99 KT 4615C . . . \$309.95

WITH ZOOM LENS!

Just turn zoom ring on eyepiece to change from 18 to 34 power—no refocusing necessary. . . ideal for use in adverse atmospheric conditions



Built-in optical plummet replaces plumb bob

CRAFTSMAN® Contractor's Transit Levels

Without optical plummet or tripod **\$249⁹⁵**

Same as level described at right . . . with 18 to 34-power zoom lens but without built-in optical plummet. Plumb bob is included.

With stiff-leg tripod.

99 KT 46193L2—Shpg. wt. 28 lbs. \$291.95

Without tripod. Order 99 KT 46094L or 99 KT 46095C separately . . . see listing (6) on the facing page.

99 KT 46192C—Shpg. wt. 18 lbs. \$249.95

With fixed-power 22x lens. Without tripod. Order 99 KT 46094L or 99 KT 46095C separately . . . see listing (6) on the facing page.

99 KT 4619C—Shpg. wt. 18 lbs. \$219.95

Surveyor's Jeweled Compass (not shown). In degrees. Gear-and-pinion adjustments.

For levels described above and at right.
9 KT 4616—Shipping wt. 1 lb. . . . \$17.99

For levels described at left above and former levels 99-4621 and 99-46215.

9 KT 4613—Shipping wt. 1 lb. . . . \$14.99

Without tripod **\$329⁹⁵**

Designed for quick change from 18 to 34 power. Compensates for atmospheric conditions, dim light or type of work without need to refocus. Built-in optical plummet cuts error, eliminates wind-blown plumb bob. Center point located and locked into position through optical plummet scope—no guesswork.

4⅞-inch level on scope (110 seconds per 2mm division) and 1¾-inch vial on plate for constant level control and greater accuracy. 360° horizontal circle reads to single degrees. Vertical arc reads to 50° above or below 0°. Horizontal and vertical vernier readings to 5 minutes. Hardwood carrying case, sunshade, pin wrench and illustrated manual included.

With stiff-leg tripod.

99 KT 46023L2—Shipping weight 33 lbs. \$371.95

Without tripod. Order 99 KT 46094L or 99 KT 46095C separately . . . see listing (6) on the facing page.

99 KT 46022C—Shipping weight 23 lbs. \$329.95

With fixed-power 22x lens. Order 99 KT 46094L or 99 KT 46095C separately . . . see (6) on the facing page.

99 KT 4602C—Shipping weight 23 lbs. \$309.95

All CRAFTSMAN Precision Instruments are precision tested for accuracy . . . and they're loaded with fine features . . . see facing page for full details

CRAFTSMAN®

Builder's Dumpy Level

Without tripod **\$189⁹⁵**

With variable-power zoom lens. Turn eyepiece ring to change from 20 to 36 power in 12-inch telescope while scope stays in focus of 5 feet to infinity. Makes it simple to compensate for lack of light, bad atmospheric conditions and type of work without necessity of refocusing. Double vernier on 360° horizontal circle reads to 5 minutes (1/12°). 4⅞-inch leveling vial; 4 leveling screws; shifting center. With plumb bob, sunshade and hardwood case. Illustrated manual also included.

With stiff-leg tripod.

99 KT 46033L2—Shipping weight 26 pounds. . . . \$231.95

Without tripod. Order 99 KT 46094L or 99 KT 46095C separately . . . see listing (6) on the facing page.


99 KT 46032C—Shipping weight 16 pounds. . . . \$189.95

With fixed-power 25x lens. Without tripod. Order 99 KT 46094L or 99 KT 46095C separately . . . see listing (6) on facing page.

99 KT 4603C—Shipping weight 16 pounds. . . . \$169.95



Plaster, Cement, Masonry-workers' and Dry-wall Tools for professionals and do-it-yourselfers

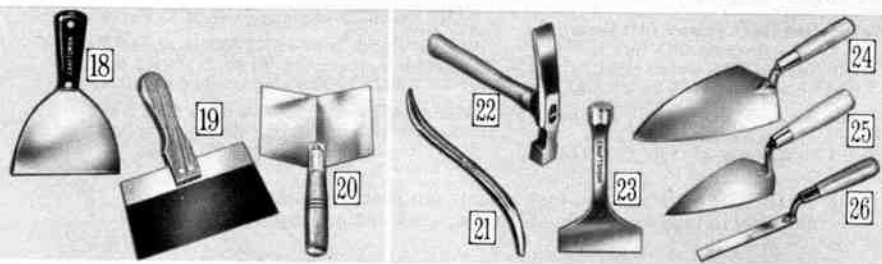


Plasterers' Tools

- 1 Rubber Float.** Fine-cell sponge rubber, 1/2 in. deep. Aluminum backing, top edges beveled. 4x9 1/2 inches. Wood handle. 9 KT 65602—Shipping weight 12 oz. \$1.49
- 2 Trowel.** 4 1/2 x 10-in. spring steel blade, lacquered to resist rust. Wood handle. 9 KT 6592—Shipping weight 13 oz. .99c
- 3 CRAFTSMAN Finishing Trowel.** 4 1/2 x 11-in. spring steel blade. Aluminum alloy shank. Wood handle. 9 KT 6550—Shipping weight 1 lb. 2 oz. \$3.99
- 4 CRAFTSMAN Patching Trowel.** 1 3/4 x 5 1/2-in. steel blade, hardwood handle. For cement, plaster and putty work. 9 KT 6589—Shipping weight 5 oz. \$1.29
- 5 CRAFTSMAN Putty Knives.** 1 1/4 inches wide, carbon steel blade, mirror polished. Plastic handle. Shipping weight each 5 oz. 9 KT 90151—Flexible blade. .99c
9 KT 90161—Stiff blade. .99c
9 KT 90091—Chisel-point stiff blade. \$1.19
- 6 CRAFTSMAN Wall Scrapers.** 3-inch wide carbon steel blade, mirror polished. Has strong plastic handle.
Flexible blade.
9 KT 90171—Shipping wt. 6 oz. \$1.49
Stiff blade.
9 KT 90181—Shipping wt. 7 oz. 1.49

Cement Workers' Tools

- (7 thru 9) Cold-rolled steel blades, wood handles.
- 7 Curved Edger.** 3x6 inches; radius 3/8 inch. 9 KT 65412—Shipping weight 12 oz. .99c
- 8 Groover.** 3x6 inches, cuts 3/8-inch groove. Ends curved. 9 KT 65413—Shipping weight 12 ounces. .99c
- 9 Straight Edger.** 3x6 inches; radius 3/8 inch. 9 KT 6541—Shipping weight 12 oz. .99c
- (10 and 11) Floats. For floating cement to surface before troweling. Wood handle.
- 10 Redwood Float.** 12x5x3/4 inches deep. 9 KT 6540—Shipping wt. 1 lb. 2 oz. \$1.19
- 11 Float.** 4x14-in. alum. blade 1/4-in. rib at edge. 9 KT 65442—Shipping weight 14 oz. \$1.99
- 12 CRAFTSMAN Finishing Trowel.** 4x14-in. steel blade, aluminum alloy shank. Wood handle. 9 KT 6557—Shpg. wt. 1 lb. 2 oz. \$4.29
With stainless-steel blade. 12 rivets.
9 KT 6564—Shpg. wt. 1 lb. 2 oz. 4.99
- 13 Outside-corner Tool.** 2 1/2 x 2 1/2 x 6 in. 1/2-in. radius. Shipping weight 14 ounces. 9 KT 65415 \$1.19
- 14 Inside-corner Tool.** 2 1/2 x 2 1/2 x 6 in. 1/2-in. radius. 9 KT 65414—Shipping weight 14 oz. \$1.19

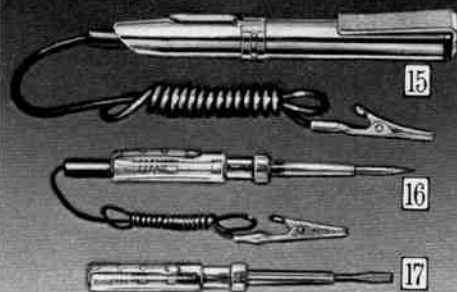


Dry-wall Tools

- 18 CRAFTSMAN Wall Scrapers.** Tempered steel blade with mirror-like finish. Plastic handles.
4-inch size.
9 KT 90051—Shpg. wt. 6 oz. \$1.79
6-inch size.
9 KT 9006—Shpg. wt. 7 oz. 2.49
- 19 Taping Knife.** Blued steel blade 3 1/2 in. wide by 11 in. long. With strong hardwood handle.
9 KT 9001—6-in. Wt. 10 oz. \$1.79
9 KT 9002—8-in. Wt. 11 oz. 1.99
- 20 Corner Taping Tool.** Strong blade of flexible stainless steel adjusts to 90°. With heavy-angled wood handle.
9 KT 65734—Shpg. wt. 10 oz. \$2.49

Masons' Tools

- 21 CRAFTSMAN Square Brick Jointer.** 1 round, 1 square point. For V-shape or round joints. Forged steel. 9 KT 43215—9 in. long. Shipping weight 9 oz. \$1.49
- 22 CRAFTSMAN Bricklayer's Hammers.** Polished, forged steel head, hickory handle. 11 inches long.
9 KT 6545—24-oz. head. 8 1/2 in. long. Wt. 2 lbs. 3 oz. \$5.49
9 KT 6543—16-oz. head. 7 1/2 in. long. Wt. 1 lb. 8 oz. 4.99
- 23 CRAFTSMAN Bricklayer's Chisel.** Forged steel; 4-in. bit, 3/8-in. beveled square shank. Double bevel edge. 9 KT 6558—Shipping weight 1 lb. 2 oz. \$2.29
- 24 Philadelphia-pattern Brick Trowels.** Tempered steel blade, brass mounting. Hardwood handle.
9 KT 6580—5x10 1/2-in. blade. Shpg. wt. 1 lb. 1 oz. \$2.99
9 KT 6556—4 1/2 x 8 1/2-in. blade. Shpg. wt. 11 oz. 2.49
- 25 CRAFTSMAN Pointing Trowel.** 2 3/4 x 5 1/2-in. blade. 9 KT 6581—Shipping weight 6 ounces. \$1.29
- 26 CRAFTSMAN Tuck-pointing Trowel.** 3/8 x 6-in. tempered spring-steel blade. Hardwood handle. 9 KT 6587—Shipping weight 5 ounces. \$1.29



Circuit Testers for home, hobby, industry

- 15 Combination Circuit Tester and Flashlight.** For continuity testing on unpowered circuits or as pocket flashlight. Magnified lens intensifies light. Uses pen light "AA" batteries (not incl.). Use at home to check fuses, circuits, broken wires and faulty appliances, or keep it in your car. Made of brass; chrome-plated. Alligator clip at end of wire gives positive contact. 3-ft. ground lead. Retractable pocket clip slides along flashlight; becomes a test probe when checking continuity. 3/8-in. diameter; 5 1/2 in. long. 9 KT 4173—Shipping weight 6 ounces. \$2.39
- 16 Low-voltage (6 to 12-volt) live circuit Tester.** Designed for tracing circuits with power applied up to 20 volts, AC or DC. Perfect for auto, boat or model train applications. Also useful for industrial maintenance. Bulb glows in handle. With alligator clip ground and needle-point probe for penetrating insulation. 20-inch ground lead. 5 1/4 inches long. Shipping weight 4 ounces. 9 KT 4170 \$1.79
- 17 110-120-volt Pocket Electric Tester.** Excellent for trouble-shooting in industrial maintenance or for use in the home. Use it to test wall sockets and lamp sockets. Built-in neon lamp lights up when tester is attached to current. Does not require wires like most line voltage testers. Can also be used as a handy pocket screwdriver. Overall length 5 1/4 inches. 9 KT 4169—Shipping weight 4 ounces. .99c



Home and Auto Electrical Testing Kit. Everything you need; 110-220-volt Wireless Voltage Tester. For instantly testing fuses, outlets, cords, switches. One side lights for 110 volts; both sides for 220-v. Combination Continuity Tester-Pocket Flashlight. Checks faulty appliances. Pocket clip operates flashlight. Brass 3-ft. ground clip wire. Uses 2 pen-light batteries (not included). 6-12-volt Auto Circuit Tester. Checks accessory circuits on boats, cars, planes, trailers. Tests faulty head and taillights, turn signals, fuses, sockets, connections. Combination Spark Tester-Screwdriver. Tells if ignition system is firing. 9 KT 4177—Shipping weight 9 oz. Kit \$4.99

Special Scissors and Tweezers

- 27 Scissor Clamps.** Use as heat sinks, for handling small parts. Straight end, serrated jaws. Locking notches. 5 in. long. Shpg. wt. 3 oz. 9 KT 45018 \$4.99
- 28 CRAFTSMAN 6-inch straight end Tweezers.** Tempered spring steel, nickel-plated. Shipping wt. 4 oz. 9 KT 4459 89c
- 29 CRAFTSMAN 6 1/2-inch bent-end Tweezers.** Tempered spring steel, nickel-plated. Shipping weight 4 oz. 9 KT 4460 89c



Precision Hobby Knife Sets in pocket-sized plastic cases

7-piece Set. 5/8x5-in. aluminum handle. 6 assorted blades. 1 1/2x1/4-in. surgical steel blades can be resharpened.
9 KT 45133—Shpg. wt. 4 oz. Set \$1.79

4-piece heavy-duty Set. 3 1/2x3/8-in. plastic handle. Aluminum chuck. 3 assorted blades. 5/16x1 3/8-in. surgical steel blades . . . can be resharpened.
9 KT 45132—Shipping weight 6 ounces.Set \$1.99

CRAFTSMAN 11-piece Set. 5/8x4 3/4-in. aluminum handle with pocket clip holds blades with flat or round shanks. 10 asst. 1 1/2x1/4-in. surgical steel blades. Can be resharpened.
9 KT 45131—Shipping weight 4 ounces.Set \$3.39

Pkg. of 5 assorted Repl. Blades.
9 KT 45142—Shpg. wt. 3 oz. . Pkg. 99c

Package of 3 assorted Replacement Blades.
9 KT 45141—Shipping weight 3 ounces.Pkg. 79c

Pkg. of 10 assorted Blades (round, flat shanks).
9 KT 45135—Shipping weight 3 ounces.Pkg. 2.29

Creative Precision Tools for electronic technicians and hobbyists

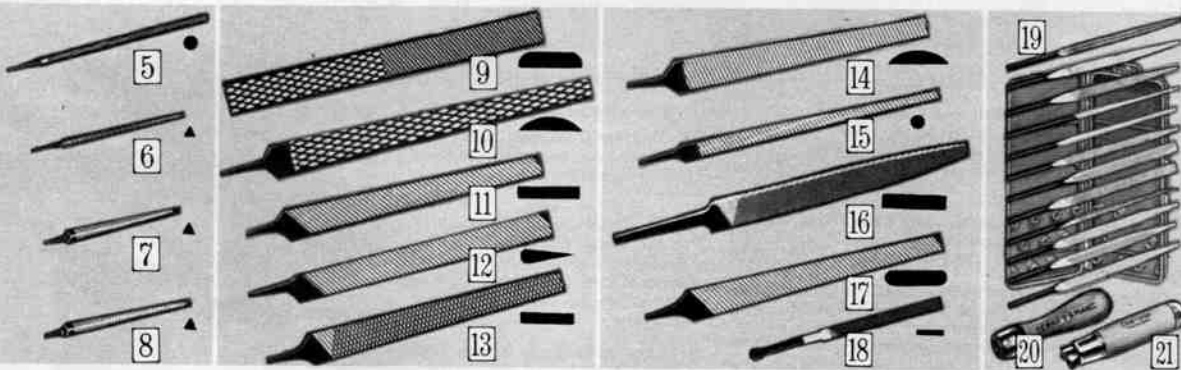

1 2 1/2-in. Heat Sink. For electronic soldering. Copper jaws absorb excess heat. Insulated handles.
9KT4533 Wt. 3 oz. 99c

2 5-piece Sub-miniature Nut Driver Set. This set comes in sizes 5/64, 3/32, 1/16, 1/8 and 5/32-inch. Each driver has a strong plastic handle attached that lets you take a firm grip at all times. Shipping weight 4 oz.
9 KT 45044.Set \$4.49


3 Hex, Spline Kit. Includes six hex in sizes .050 to 5/32-inch and six spline in sizes .033 to .096-inch.
9 KT 45116—Shpg. wt. 3 oz.Kit \$1.69

4 5-piece Hex Driver Kit. Sizes: .050, 1/16, 5/64, 3/32, 1/8 (across flats). Tempered steel blades, plastic grips. Plastic pouch included with kit.
9 KT 45216—Shpg. wt. 8 oz.Kit \$4.59

As above but 1 1/2 in. long. Wt. 3 oz.
9 KT 45331.89c



Get right type and size file to do the job fast . . . easily



Kromedge® Files and Rasps . . stay sharp and last longer

Hard chrome surfaces keep them cutting at top efficiency far longer than ordinary files and rasps. Cut fast, clog less. In plastic cases. Imported from Central Europe except (18).

5 8-in. Chain Saw Files. Double cut. Shpg. wts.: 9 KT 3117: 3 oz. 9 KT 3116: 4 oz. 9 KT 3118: 3 oz. 9 KT 3116, 9 KT 3118 for gasoline saws; 9 KT 3117 for electric saws.

Catalog Number	Diam. (in.)	Chain pitch (in.)	Each
9 KT 3117	3/16	3/32	89c
9 KT 3116	3/8	3/32	89c
9 KT 3118	7/32	3/16, .404, 3/8	89c

Taper Files.

Catalog No.	Size	Wt.	Each
6	Double Extra slim		
9 KT 31332	6 in.	3 oz.	49c
9 KT 31333	7 in.	4 oz.	49c

Double Extra slim

Catalog No.	Size	Wt.	Each
7	Extra slim		
9 KT 31261	4 in.	2 oz.	39c
9 KT 31262	6 in.	3 oz.	49c

Slim

Catalog No.	Size	Wt.	Each
8	Slim		
9 KT 31272	6 in.	3 oz.	49c
9 KT 31273	7 in.	4 oz.	49c

Catalog No.	Type	Size	Wt.	Each
9	Shoe Rasps	8 in.	7 oz.	\$1.19
		10 in.	10 oz.	1.49
10	Wood Rasps	10 in.	11 oz.	1.79
		12 in.	1 lb. 2 oz.	2.09
11	Mill Files	6 in.	4 oz.	49c
		8 in.	6 oz.	59c
		10 in.	9 oz.	79c
12	Crosscut Saw File	8 in.	6 oz.	\$1.09
13	Flat Bastard File	8 in.	7 oz.	79c
		10 in.	12 oz.	1.09
14	Half Round Bastard File	8 in.	7 oz.	1.09
		10 in.	11 oz.	1.39
15	Round Bastard File	6 in.	4 oz.	49c
		8 in.	5 oz.	69c
		10 in.	7 oz.	89c
16	Warding File	4 in.	2 oz.	59c
17	Mill File (2 round edges)	8 in.	6 oz.	79c

18 CRAFTSMAN Ignition File. Double cut. 5 in. long.
9 KT 3119—American-made. Shpg. wt. 3 oz.Each 29c

Files, Accessories

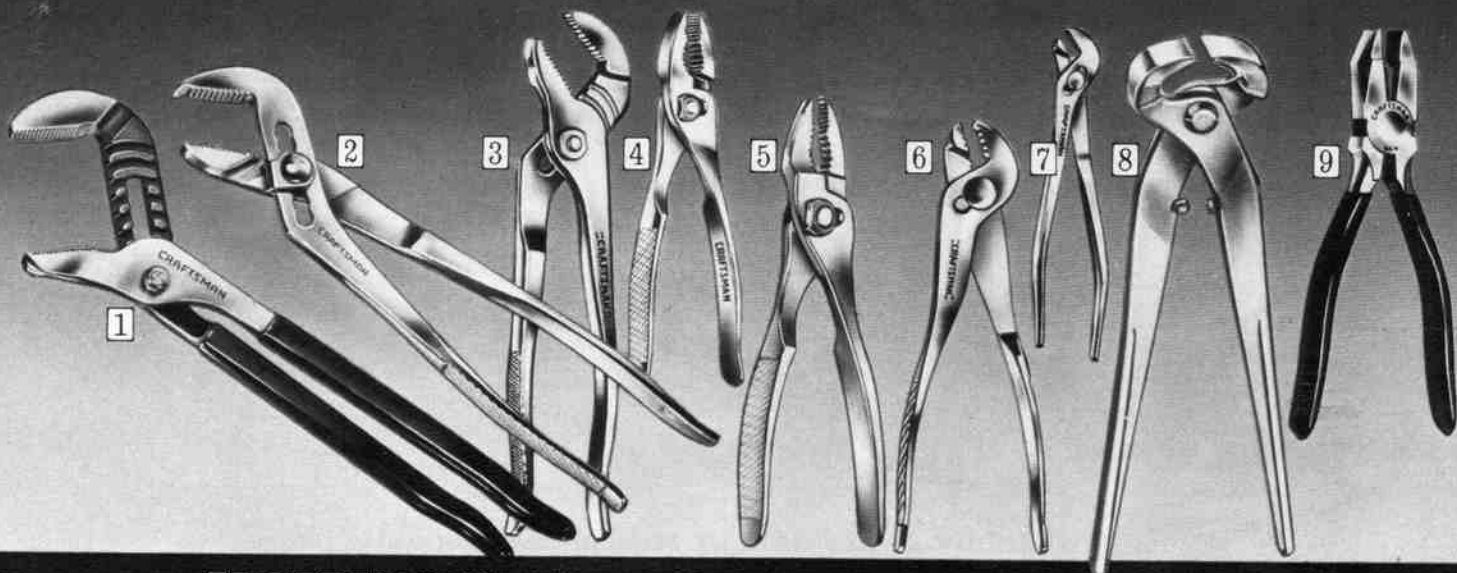
19 Die Maker's File Set. Swiss-pattern needle-point files. Kromedge. Medium cut, No. 2 files. 5 1/2 in. long. Set of 12. From Western Europe. Shipping weight 9 ounces.
9 KT 6759Set \$3.99

20 CRAFTSMAN File Handles. Self-threading. Strong wood handle. Metal ferrule.

Catalog Number	Size	Shpg. wt.	Each
9 KT 67811	X-small	3 oz.	29c
9 KT 67812	Small	3 oz.	29c
9 KT 67813	Medium	4 oz.	35c
9 KT 67814	Large	5 oz.	45c

21 CRAFTSMAN Adjustable File and Tool Handle. For tang tools with tugs up to 1/4 in. in diameter. Use as handle for files, rasps, blades, etc. Shipping weight 5 ounces.
9 KT 677599c

Sears Has a Credit Plan to Suit Your Needs SEE BIG BOOK OR ASK FOR DETAILS



CRAFTSMAN® Pliers..Top professional quality..

Forged special alloy steel
for extra strength, long life

Jaws accurately machine
milled for non-slip grip

Precision-fitted joints open
and close freely, smoothly

1 Arc-joint Pliers. 14 inches long. $2\frac{1}{8}$ -inch jaw capacity. Precision-milled teeth. Adjust to 7 positions. Single-hand grip. Forged alloy steel is nickel-chrome plated. Plastic-coated handles. 9 KT 45272—Shipping weight 2 pounds 10 ounces.....\$4.49

2 Mechanic's Pliers. 10 $\frac{1}{2}$ in. long. Thin nose gets into tight places where a pipe wrench won't. 7 adjustments. Open to 2 inches. Forged alloy steel. Groove in jaw removes cotter keys, wind-shield washer nozzles. Meet Fed. Specs. GGG-P-471d. 9 KT 44711—Shipping weight 1 pound.....\$2.49

3 Arc-joint Pliers. Machine-milled curved joint track takes load off bolt. Teeth grip like a pipe wrench. . . force the work back into the jaws. 5 adjustments open up to 1 $\frac{1}{2}$ inches. Chrome plated to resist rust. Meet Fed. Specs. GGG-P-471d. 9 $\frac{1}{2}$ inches long. 9 KT 4527—Shipping weight 15 ounces.....\$3.29
Similar to above, but 7 adjustments. 12 $\frac{1}{2}$ in. long. Open 2 $\frac{1}{2}$ in. 9 KT 45271—Shipping weight 1 pound 7 ounces.....\$3.99
Similar to above, but has 3 adjustments. 6 in. long. Open $\frac{3}{4}$ in. 9 KT 4545—Shipping weight 8 ounces.....\$2.19

4 Slip-joint type. Regular nose. Double-curved jaws grip $\frac{1}{16}$ -in. stock or 1-in. pipe with same power. Milled jaws, teeth. Knurled handles for non-slip grip. Chrome-plated. . . resists rust. Exceed Federal Specs. GGG-P-471d. Type II, Style A, Class 2. 9 KT 45360—6 $\frac{1}{4}$ in. long. Shpg. wt. 9 oz.....\$1.59
9 KT 45361—8 in. long. Shpg. wt. 12 oz.....1.89

5 Thin-nose, Slip-joint Pliers. Get into tight spaces. 2 adjustments. Drop-forged alloy steel, chrome plated. . . resist rust. Wire cutter. 5 $\frac{3}{4}$ in. long. Exceed Fed. Specs. GGG-P-471d. Type II, Class 2, Style B. 9 KT 4537—Shipping weight 7 ounces.....\$1.59

6 Battery Pliers. 22° angle head. 2 adjustments. 0 to $\frac{1}{2}$ -inch capacity. Pipe-wrench-type teeth. 7 inches long. 9 KT 44763—Shipping weight 8 ounces.....\$1.79

7 Ignition Pliers. 40° angle jaws; 0 to $\frac{1}{2}$ -in. capacity. Thin jaws. 3 adjustments. Chrome plated. Exceed Fed. Specs. GGG-P-471d, Type II, Class 1, Style B. 5 inches long. 9 KT 4513—Shipping weight 4 ounces.....\$1.29

8 Nail-cutting Nippers. Forged tempered steel. Hand-honed cutting edges. 14-in. size will cut 16-penny nails. 9 KT 45241—10 in. long. Wt. 15 oz.....\$3.79
9 KT 45231—14 in. long. Wt. 2 lbs. 5 oz.....4.49

9 Lineman's Pliers. Heavy duty. Beveled nose, side cutting jaw, plastic-coated grips. Meet Fed. Specs. GGG-P-471d, Type IX, Class 1, Style A. 9 KT 45180—7 in. long. Shpg. wt. 12 oz.....\$4.29
9 KT 45181—8 $\frac{1}{2}$ in. long. Wt. 1 lb. 2 oz.....4.99

Bolt Cutters, low-priced Strippers and Pliers

10 24-in. Bolt and Rod Cutter. Cuts $\frac{3}{8}$ -in. soft or hard bolts, rods. Compound action. Alloy steel jaws. Center cut. 99 KT 6567C—Shipping weight 6 lbs.....\$18.99

11 15-in. Bolt and Rod Cutter. Cuts $\frac{1}{4}$ -in. soft or med. hard bolts, rods. Center cut. Alloy steel jaws. 9 KT 6569—Shipping wt. 1 lb. 15 oz.....\$7.49

12 Stripper. CRAFTSMAN. Automatic. . . just squeeze handles together. Strips 8 to 22 gauge; eliminates wire damage. 9 KT 45981—Shipping weight 1 lb. 1 oz.....\$5.99

13 Fence Pliers. CRAFTSMAN. Drop-forged steel. Drive, pull staples. . . cut, stretch, etc. 10 $\frac{1}{2}$ in. long. From W. Germany. 9 KT 45225—Shipping wt. 1 lb. 14 oz.....\$4.29

14 Ring Pliers; Truarc convertible retaining ring. Handle 9 types. Use to compress internal-type retaining rings, or expand external. Convert easily. Small. Use with 109 sizes. 9 KT 45350—Shipping weight 5 oz.....\$3.79
Large. Use with 95 sizes. 9 KT 45351—Shipping weight 8 oz.....4.29

15 Stripper. Electrician's. Strips 10 to 18-gauge solid wire. 6 in. long. 9 KT 45984—Shipping weight 7 oz.....\$2.09
Electronic. . . like (15) but strips 16 to 20-gauge solid or stranded wire. 9 KT 45985—Shipping weight 7 oz.....\$2.09

16 Stripper. Cuts, strips 12 to 26-gauge. 9 KT 45986—5 in. long. Shpg. wt. 6 oz.....\$1.39

Insulation Grips for pliers

17 Use on plain or plastic-coated handles. Amber-colored plastic. Pkg. of 2. 9 KT 45161—4 $\frac{1}{2}$ -in. for 6 or 7-in. pliers
9 KT 45162—5-inches for 8-inch pliers
Shipping weight 3 ounces.....Package 39c

(18 thru 24) Pliers . . . all made in Japan.

18 Lineman's. Rugged professional style. Bevel nose, honed side cutters. Polished head. 7 inches long. 9 KT 3079—Shipping weight 12 oz.....\$1.99

19 Diagonal-cutting. Beveled, ground cutting edges. 6 inches long. 9 KT 3074—Shipping weight 7 oz.....\$1.89
Diagonal-cutting. (Not shown.) with honed cutters. 6 inches long. 9 KT 30813—Shipping weight 8 oz.....\$1.49

20 Long-nose. Drop forged. Polished head and hand-honed side cutters. 6 inches long. Red plastic-coated handles. 9 KT 3077—Shipping weight 7 oz.....\$1.89

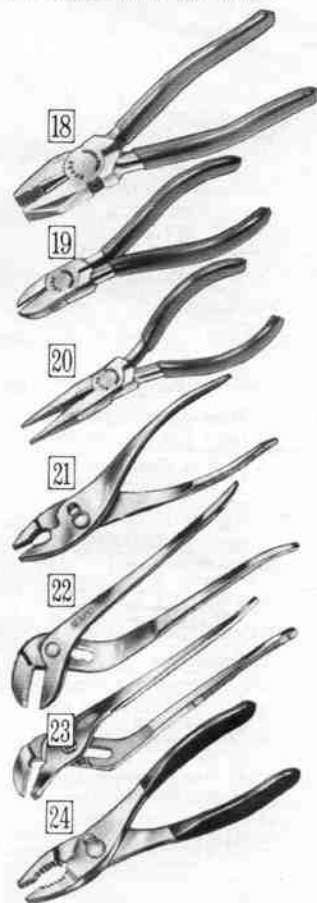
Long-nose, 6 in. long. Forged steel. 9 KT 30803—Shipping weight 7 oz.....1.49
Long-nose, 8 in. long. Fine for fishermen. 9 KT 30771—Shipping weight 9 oz.....\$2.09

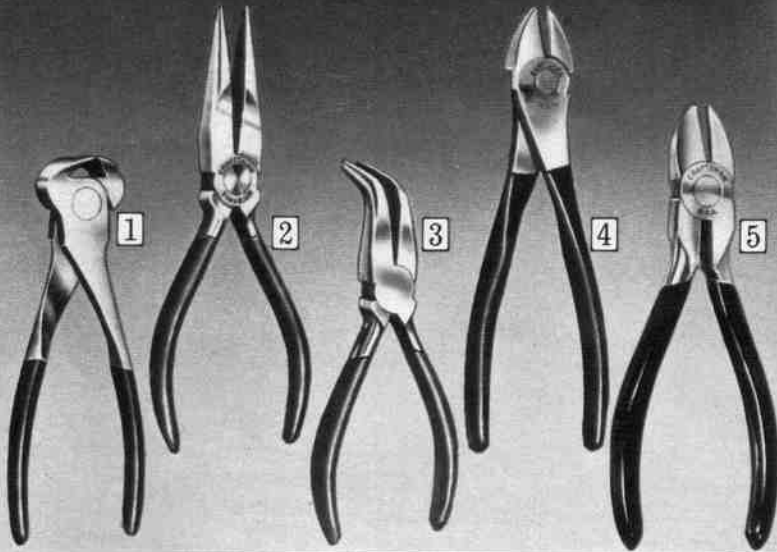
21 Slip-joint. Drop-forged carbon steel. 9 KT 30701—6 in. long. Wt. 8 oz.....99c
9 KT 30702—8 in. long. Shpg. wt. 10 oz.....\$1.09
Slip-joint. Side cutting. Chrome plated. 9 KT 30703—7 $\frac{1}{2}$ in. long. Shpg. wt. 10 oz.....\$2.29

22 Utility. Thin jaws for tight places. Long handle for extra leverage. Deep milled jaws. Drop forged. 9 $\frac{1}{2}$ inches long. 5 adjustments. 9 KT 3072—Shipping weight 14 ounces.....\$1.89

23 Arc-joint. 5 adjustments, 1 $\frac{1}{2}$ -inch jaw span. Drop forged. 10-in. overall. Single-hand grip holds firmly. 9 KT 30723—Shipping weight 15 ounces.....\$2.29
6 adjustments. 2-in. jaw span. 12 in. long. Extra-long handles for extra leverage. 9 KT 30724—Shipping weight 1 lb. 8 oz.....\$3.29

24 Thin-nose. 2 adjustments. Thin jaws. Drop forged, high carbon steel. Milled jaws, knurled handles. 6 inches long. 9 KT 3071—Shipping weight 7 ounces.....99c





4 important features

Extra-large rivet, hardened and tempered for long use

(1 thru 5) All superb CRAFTSMAN quality.. see features above and on facing page.

1 End-cutting Nippers. Use for heavy cutting and twisting. Exceed Fed. Specs. GGG-N-350a, Type 1, Class 2, Style A. 6 inches long. Convenient plastic-coated handles.
9 KT 4502—Shipping wt. 9 oz....\$3.99

2 Long Chain-nose. Pliers with side cutters. Jaws can be used to form wire loops, etc. Meet Fed. Specs. GGG-P-471d, Type XI, Class 1, Style A. With plastic-coated handles.
9 KT 44990—6 in. long. Wt. 7 oz. \$3.99
9 KT 44991—7½ in. long. Wt. 9 oz. 4.29

6 inch, with spring return.
9 KT 44993—Shipping wt. 7 oz....\$4.29

3 Bent Needle-nose Pliers. For work in tight spaces. Exceed Federal Specs. GGG-P-471d, Type XII, Class 1. 6½ in. long. Plastic-coated handles.
9 KT 4468—Shipping wt. 7 oz....\$3.99

4 Wide-jaw Diagonal-cutting Pliers. 7 inches long. Can even cut BX cable. Meet Federal Specifications GGG-P-471c, Type IV, Class 2. With firm-grip plastic-coated handles.
Shipping weight 10 ounces.
9 KT 4508.....\$4.29

5 Diagonal-cutting Pliers. For use on switchboards, ignition systems, etc. Each individually fitted to assure uniform cutting action. Jaws induction hardened for long, hard use. Handles plastic-covered for firm grip. Meet Fed. Spec. GGG-P-471d, Type IV, Class 1, Style B.
9 KT 45060—5 in. long. Wt. 6 oz. \$3.59
9 KT 45061—6 in. long. Wt. 8 oz. 3.99
9 KT 45062—7 in. long. Wt. 10 oz. 4.29

6 inch, with spring return.
Shipping weight 8 ounces.
9 KT 45063.....\$4.29

Electronic Precision Pliers

(8 thru 10) CRAFTSMAN Electronic Pliers. Professional quality. For work on circuit boards, chassis parts, switches, sockets, and all electrical components. Long, slender heads get in tight places, thin tips let you handle fine semiconductor leads with care.

Cutting edges hand honed for precision cutting. Polished, drop-forged steel. Handles are plastic covered for a firm, comfortable grip. About 8 inches long over-all.

Shipping weight each 9 ounces.

Catalog Number	Type	Each
(8) 9 KT 4505	Needle-nose round	\$3.79
(9) 9 KT 4539	Thin-head diagonal	4.39
(10) 9 KT 4509	Duck-bill flat	3.79

(11 thru 15) CRAFTSMAN quality. Professional type. Ideal for close, delicate work. Made of special forged high-carbon steel, heat-treated and finely finished. Cutters hand-honed (on 11, 12, 13). Return springs automatically open pliers. Black plastic grips. Each pliers is about 4½ inches long. Each one comes packaged in a convenient plastic case.

Catalog Number	Type	Shpg. wt.	Each
(11) 9 KT 45924	L. nose w/cutter	7 oz.	\$4.29
(12) 9 KT 45914	Semi-flush diag.	7 oz.	4.29
(13) 9 KT 45904	Flush cut diag.	7 oz.	4.29
(14) 9 KT 45944	Flat nose	7 oz.	4.29
(15) 9 KT 45946	Ex. long nose	8 oz.	4.29

You can equip your entire workshop with hand tools, power tools and accessories from this book.



7 Tools in 1 CRAFTSMAN® Locking Plier-Wrench

Works like a pliers, or locks on like a vise

Low as
\$2.09

7½-inch straight jaw

Here are seven tools in one: a pliers, clamp, gripping tool, pipe or locking wrench, adjustable wrench and a portable vise.

Still the strongest ever tested in our lab. Actually gives you over 2-ton positive bulldog grip. Exceeds Fed. Specs.* more than 100% for terminal strength. Handy fingertip release: slight upward pressure on release lever unlocks plier jaws.

Serrated jaws give a solid grip. Cold-forged steel jaws shaped to get into tight places. Spun-rivet assembly for strength and rigidity. Nickel-plated finish resists rust.

Catalog Number	Maximum length	Capacity	Shipping weight	Each
Locking Plier-Wrench with straight jaws				
6 9 KT 45340	7½ in.	1¼ in.	1 lb. 1 oz.	\$2.09
9 KT 45341	10 in.	1½ in.	1 lb. 8 oz.	2.39
With double-curved jaws. Made for round stocks				
7 9 KT 45960	7½ in.	1¼ in.	1 lb. 1 oz.	2.19
9 KT 45961	10 in.	1½ in.	1 lb. 7 oz.	2.49

*GGG-W-649, Type I Class 1, Style A and Class 2, Style A

Combination 1 each of the 7½ and 10-inch straight-jaw Pliers above. Shipping weight 2 pounds 9 ounces.

9 KT 45348.....Set \$4.39

Snips and Shears

16 Combination Snips. CRAFTSMAN. Forged, high-carbon steel. Heat treated.

10 inches long. 2½-inch cut.
9 KT 45470—Shpg. wt. 1 lb. 1 oz....\$3.29

12 inches long. 3-inch cut.
9 KT 45471—Shpg. wt. 1 lb. 9 oz.... 4.19

Straight-cut Snips. Not CRAFTSMAN.

10 inches long. 2½-inch cut.
9 KT 45430—Shpg. wt. 1 lb. 2 oz.... 2.49

12 inches long. 3-inch cut.
9 KT 45431—Shpg. wt. 1 lb. 12 oz.... 3.19

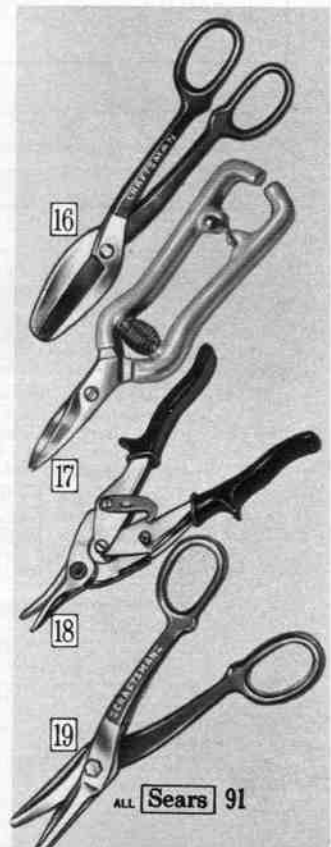
17 All-purpose Shears. CRAFTSMAN. Cuts wire, tin, bronze, steel sheets to .025 in. thick. Cuts bones in kitchen, branches in garden. 1½-in. cut. Drop-forged steel blades. Plastic-coated handles. 6½ in. long.
9 KT 4597—Shipping weight 8 oz....\$2.59

18 Compound-leverage Snips. CRAFTSMAN. More jaw power. Austempered forged alloy-steel blades, chrome-plated. Serrated edges. Plastic grips. 1½-inch cut. 10 inches long overall. Shpg. wt. 1 lb. 2 oz.
9 KT 4273—Cuts right only.....\$4.89
9 KT 4274—Cuts left only..... 4.89
9 KT 4275—Cuts straight, right or left 4.89

Compound-action Snips. Steel blades cut right, left. 1½-in. cut. Not CRAFTSMAN.
9 KT 45421—(9 in. long.) Wt. 12 oz. \$2.29

19 Duck-bill Snips. CRAFTSMAN. Forged blades. For straight, irregular and circular cuts. 9 KT 45460, 9 KT 45462 meet Fed. Specs. GGG-S-291e, Type II, Class 3.

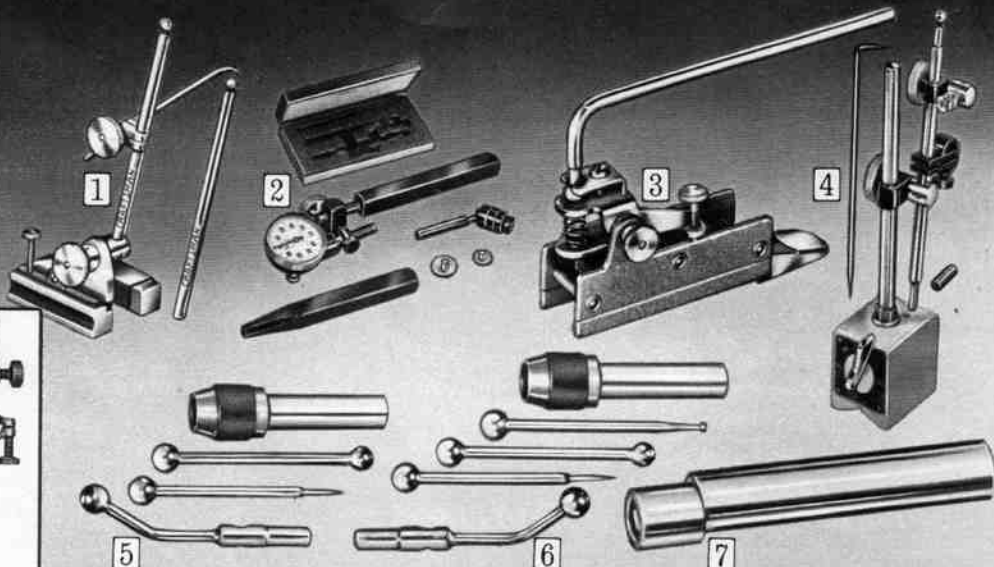
Catalog No.	Cut.	Lgth.	Shpg. wt.	Each
9 KT 45460	1½ in.	7 in.	11 oz.	\$2.59
9 KT 45461	2½ in.	10 in.	1 lb. 2 oz.	3.39
9 KT 45462	3 in.	12 in.	1 lb. 12 oz.	4.29



You get superb professional quality

GUARANTEE

Should any Craftsman Precision Tool require readjustment for accuracy within 90 days from date of sale, return it and we will restore it at no charge. Sears liability does not extend beyond such restoration of the instrument itself. Does not apply to instruments used in rental service, nor to those which have been abused or stamped with an electrical marking device.



Surface Gages . . Dial Indicators . . Magnetic Holders . . Wigglers . . Finders

1 CRAFTSMAN Surface Gage. 3x2 1/2 x 1/8-in. cast iron base. 9 and 12-in. spindles serve as depth gage. Base ground for surface plate work. 6-in. scriber. Meets Fed. Specs. GGG-G17, Type IV. Shpg. wt. 2 lbs. 10 oz. 9 KT 4055.....\$12.99

As (1) above but hardened steel base. Locking clamps, 4 and 7-in. spindles. 2 1/2 x 1/8-in. base. Shipping weight 1 pound. 9 KT 40554.....\$16.99

2 Dial Indicator. Balanced 0-50-0 graduations for right and left readings. Can be set off-center for close work. Flat glass for minimum glare. Extra standard threaded points. 0-1 inch in .001-in. graduations. Sturdy tool steel. Metal case. 9 KT 38687—Wt. 12 oz. \$13.99

3 Magnetic Indicator Holder. 50-pound pull magnets. Smooth ball and socket action. 9 KT 3872—Wt. 14 oz. \$6.99

4 On-off Magnetic Base Indicator Holder. 8 inches long. 3 diameter fine adjustment rod fits all indicators that have 5/16, 1/2 and 3/8-inch mounting stems. Extra swivel adapter for lug-back indicators with 5/32 and 1/4-inch mounting stems. Also includes 5/32-inch split bushing for short-stem indicators and 5/32-inch scriber.

On-off lever control for one-hand mounting (vertically or horizontally) and unmounting. Center "V" magnet with powerful 125-lb. pull. Two magnetic mounting surfaces bottom and back. Wood box. From Japan. Shpg. wt. 5 lbs. 2 oz. 9 KT 38907.....\$18.69

5 CRAFTSMAN 3-point Wiggler (center finder) Set. Here's what you get: wiggler shank and three shafts (ball, offset indicator, needlepoint). 4 1/2 inches long over-all. Shipping weight 5 ounces. 9 KT 4021.....Set \$4.99

6 CRAFTSMAN 4-piece Wiggler Set. The four attachments adapt the tool for many uses. Tools are readily interchangeable in the wiggler shank to suit the job. Simply clamp attachments in shank by a ball swivel joint . . . permits adjustments to an angular position or true concentricity. Adjustable chuck tension. Tool steel. Overall length, 4 1/2 in. Plastic case. 9 KT 4004—Wt. 5 oz. Set \$5.49

7 CRAFTSMAN Edge Finder. Hardened steel working surfaces . . centerless ground. Use for positioning tool to locate working edge. Wt. 4 and 3 oz. 9 KT 38819—1/2-inch size. \$2.99 9 KT 38821—3/8-inch size. 3.99

Sears has a Credit Plan to Suit Your Needs See Big Book or ask for Details



CRAFTSMAN® Universal Dial Indicator Set

\$34.99

Bezel on dial rotates for setting zero on any position of pointer. Reads in .001 inch. Graduated 0 to 50 to 0 with "+" and "-" signs on either side of zero. Range .200 in. (2 rev.). Dial diameter 1 1/4 inches. Made in England. Complete with dial gage (back plunger type), universal clamp, tool post holder, "G"-type clamp, lever attachment, 3 hardened interchangeable contact points, all in finished wood case. Meets Federal Specifications Mil-1-18422d. 9 KT 3868—Shpg. wt. 3 lbs. 2 oz. . . . Set \$34.99

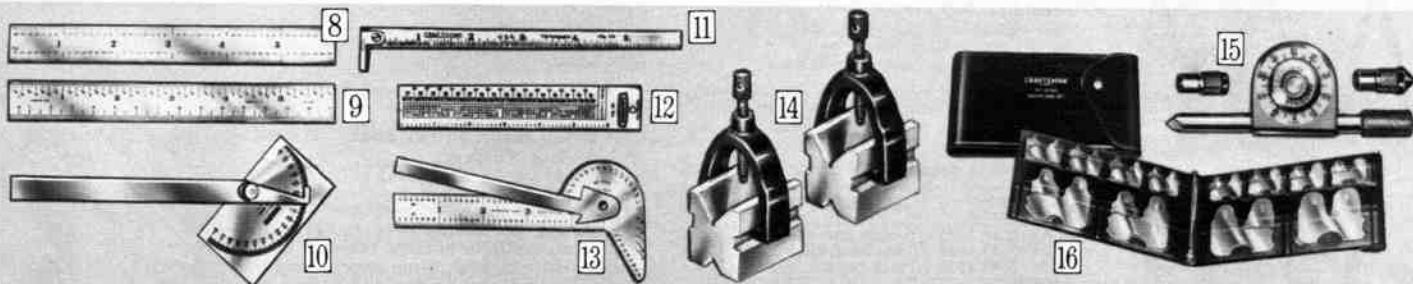


CRAFTSMAN Universal Dial Indicator

\$17.99 .250-inch range

For comparing dimensions and gaging deviations from standards. Reads in .001 inch. Enclosed case guards movement from damaging effects of dust, oil. Hard brass bearings and detachable steel point. Adjustable bezel. Made in England.

Catalog Number	Range	Dial diameter	Shipping weight	Each
9 KT 38681	.250 inch	2 1/4 inch	.11 oz. . .	\$17.99
9 KT 38682	.500 inch	2 3/4 inch	.11 oz. . .	20.99
9 KT 38683	1 inch	2 3/4 inch	.11 oz. . .	21.99



8 CRAFTSMAN Stainless Steel Rules. Satin chrome-plated finish. Black, easily-read graduations. Carry one in work-apron pocket for quick use. Have a "spare" for your tool chest, too! Shipping weight each 3 ounces.

Catalog No.	Size inches	Graduations		Type	Each
		Front	Back		
9 KT 40996	6x 5/32	1/10, 1/100	1/32, 1/64	Flexible	\$1.99
9 KT 40992	12x 5/32	1/32, 1/64	1/10, 1/100	Flexible	3.49
9 KT 40136	6x 3/4	1/8, 1/16	1/32, 1/64	Rigid	2.49

9 Stainless Steel Rules. CRAFTSMAN brand (except 9 KT 4030, 9 KT 4006).

Catalog No.	Size inches	Graduations		Type	Wt. oz.	Each
		Front	Back			
9 KT 4042	6x 3/4	1/8, 1/16	1/32, 1/64	Rigid	2	\$1.49
9 KT 4030	6x 1/2	1/16, 1/32	Dec. equiv.	Flex.	3	49c
9 KT 4002	12x 1	1/8, 1/16	1/32, 1/64	Rigid	5	3.49
9 KT 4015	6x 1/2	1/32, 1/64	1/10, 1/100	Flex.	3	1.49
9 KT 4006	6x 3/4	1/32, 1/64	Dec. equiv.	Flex.	3	79c

10 CRAFTSMAN Protractor. Stainless steel. Rectangular head. Graduated 180 degrees.

9 KT 4029—Shpg. wt. 5 oz. . . . \$2.69

Same as above; non-glare chrome plated.

9 KT 4024—Shpg. wt. 5 oz. . . . \$4.99

11 6-in. CRAFTSMAN Machinist's-hook Rule. Tempered stainless steel, 3/8 inch wide. Graduated 32nds and 64ths. 9 KT 40354—Shpg. wt. 3 oz. . . . \$2.49

12 CRAFTSMAN 6-in. Reference Table Rule. Stainless steel. Fractions and decimals. Graduated 32nds, 64ths inch. Tap and drill data table. 9 KT 4011—Shpg. wt. 4 oz. . . . \$1.19

13 CRAFTSMAN Combination Rule. Stainless steel. Use as square, bevel protractor, circle finder, divider, drill gage. 32nds and 64ths. Plastic case. 9 KT 4026—Shpg. wt. 4 oz. . . . \$2.19

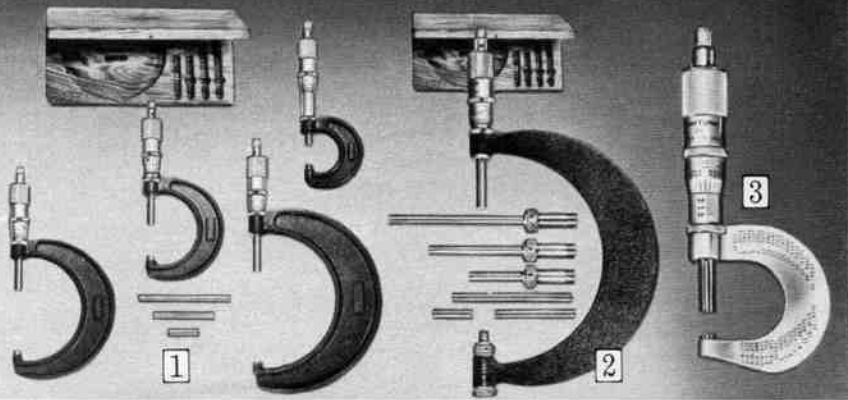
14 V-blocks, Clamps. 2-clamps, 2 cast iron V-blocks. For work up to 1 1/2-inch diam. V-blocks about 2x1 1/2 x 1 1/2 in. 9 KT 40824—Shipping weight 2 pounds 2 ounces. Set \$8.99

Our Best V-blocks and Clamps. Hardened tool steel. V-blocks are precision-ground to be accurately square and parallel—both ends and sides. For up to 1-inch round or irregular work. 2 clamps and 2 blocks (about 1 5/8 x 1 3/4 x 1 1/4 inches) are included in the set. Clamps are malleable iron. 9 KT 4083—Shipping weight 2 pounds 2 ounces. Set \$11.99

15 CRAFTSMAN Speed Indicator. Shows every revolution . . . both right and left. Sets to 0. 9 KT 4060—Shipping weight 9 ounces. . . . \$5.99

16 CRAFTSMAN 25-piece Radius or Fillet Gage Set. Measure inside and outside corner radii; concave, convex shapes. Stainless steel blades have corresponding external, internal forms. 16 gages 1/32 to 1 3/4 in. by 64ths. 8 gages 1/32 to 1/2 in. by 32nds. Comes in sturdy case with holders. 9 KT 40952—Shipping weight 1 pound. . . . Set \$15.99

in CRAFTSMAN® Precision Tools



1 CRAFTSMAN Micrometer Sets. Measure from 0 to 6 inches. Thread is ground from steel spindle. Spindle and anvil lapped. Ratchet stop, spindle lock. Sets of 4 have 3 standards; set of 6 has 5 standards. All CRAFTSMAN micrometers meet Fed. Specs. GGG-C-105b.

Set of 4. 0 to 4 inches. Graduated in .001 inch.
9 KT 3860—Shipping weight 4 lbs. 2 oz. Set \$74.99

Set of 4. 0 to 4 inches. Graduated in .0001 inch.
9 KT 3861—Shipping weight 4 lbs. 2 oz. Set \$81.99

Set of 6. 0 to 6 inches. Graduated in .001 inch.
9 KT 38609—Shipping weight 10 pounds. Set \$129.95

Set of 4 with carbide tips. From 0 to 4 in. long. Graduated in .0001 in. Sent from St. James, Minn. Pay postage from Catalog Order plant. Allow time. No C.O.D.
F9 KT 3865—Shipping weight 5 lbs. Set \$89.00

Individual Micrometers. 2-in. and up with standard. Without carbide tips.

Catalog Number	Range	Grad.	Shipping Weight		Each
			lbs.	oz.	
9 KT 38601	0-1 inch	.001 inch	9	9	\$14.99
9 KT 38611	0-1 inch	.0001 inch	9	17	17.49
9 KT 38602	1-2 inches	.001 inch	12	16	16.99
9 KT 38612	1-2 inches	.0001 inch	12	19	19.49
9 KT 38603	2-3 inches	.001 inch	14	18	18.99
9 KT 38613	2-3 inches	.0001 inch	14	21	21.49
9 KT 38604	3-4 inches	.001 inch	1	4	21.99
9 KT 38614	3-4 inches	.0001 inch	1	4	24.49
9 KT 38605	4-5 inches	.001 inch	1	12	24.99
9 KT 38606	5-6 inches	.001 inch	2	2	27.99

Carbide-tipped Individual Micrometers. 2-in. and up with standard. Read in .0001 in.

9 KT 38651—0 to 1 inch. Shpg. wt. 9 oz. \$18.99

9 KT 38652—1 to 2 inches. Shpg. wt. 12 oz. 20.99

9 KT 38653—2 to 3 inches. Shpg. wt. 14 oz. 23.99

9 KT 38654—3 to 4 inches. Shpg. wt. 1 lb. 4 oz. 26.99

2 CRAFTSMAN Mandrel Micrometer. Steel frame. 0-4-in. range. .001-in. readings. 4 interchangeable mandrels. 3 checking stds.
9 KT 38608—Shpg. wt. 2 lbs. 8 oz. \$47.99

3 CRAFTSMAN Micrometer. Reads in .0001 in. Lock, ratchet. Decimal equivalents on frame. Frame and head of forged steel. Threads ground, lapped. Longer thimble lines for better readability. With plastic case.

0 to 1 inch.
9 KT 38661—Shipping weight 9 ounces. \$22.49

1 to 2 inch. With standard.
9 KT 38664—Shipping weight 12 ounces. 24.99

As above, but with carbide tip.
9 KT 38662—0 to 1 inch. Shipping wt. 9 oz. 23.99
9 KT 38665—1 to 2 inches. Shipping wt. 12 oz. 26.99

Sears Has a Credit Plan to Suit Your Needs

SEE BIG BOOK OR ASK FOR DETAILS



CRAFTSMAN® Machinists' Combination Square

Accurate . . blade is machine divided . . use as ruler or straight-edge

Only **\$21.99** with protractor and center head

Hardened, ground steel blade; easily-read graduations in 8ths, 16ths, 32nds, 64ths. Cast-iron square head; scriber, center head, non-reversible bevel protractor. Graduated 180° left, right. Level vial. 12-inch blade. Meets Federal Specs. GGG-S-656a.
9 KT 38694—Shipping weight 1 pound 8 ounces. \$21.99

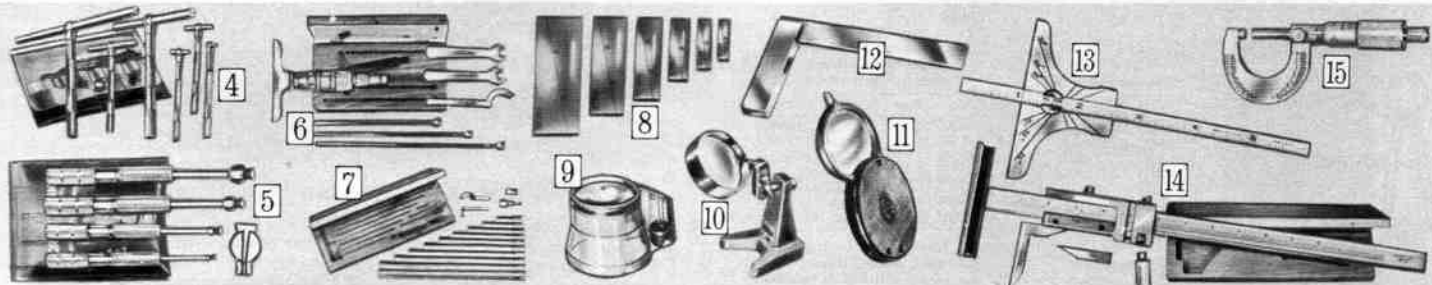
As 9 KT 38694 above, but graduated in 32nds, 64ths, 50ths, 100ths inch.
9 KT 38695—Shipping weight 1 pound 8 ounces. \$21.99

As 9 KT 38694, but no protractor.
9 KT 38692—6-inch blade. Shipping wt. 1 lb. 6 oz. 12.99
9 KT 38693—12-inch blade. Shipping wt. 1 lb. 8 oz. 14.99

As 9 KT 38694, but no protractor or center head.
9 KT 3869—6-inch blade. Shipping wt. 13 oz. \$8.99
9 KT 38691—12-inch blade. Shipping wt. 1 lb. 6 oz. 9.99

As 9 KT 38694 above, but with forged, hardened steel square and center heads . . cast iron protractor.
9 KT 38672—12-inch blade. Shipping wt. 1 lb. 6 oz. \$29.99

As 9 KT 38672, but no protractor or center head.
9 KT 3867—12-inch blade. Shipping wt. 1 lb. 6 oz. \$12.99



4 CRAFTSMAN 6-piece Gage Set. For gaging inside slots and holes accurately. The plunger telescopes; locks securely with knurled screw. Head ends are heat-treated for extra toughness. 5/16 to 3/8, 1/2 to 3/4, 7/8 to 1 1/4, 1 1/2 to 2 1/8, 2 1/2 to 3 1/2, 3 3/4 to 6 inches. Meets Fed. Specs. GGG-G-17.
9 KT 4027—Shipping weight 14 ounces. Set \$26.99

As above, but with 4 gages in set. 5/16 to 3/8, 1/2 to 3/4, 3/4 to 1 1/4, 1 1/4 to 2 1/8 inches.
9 KT 40203—Shipping weight 6 ounces. Set \$16.99

5 CRAFTSMAN 4-piece Small-Hole Gage Set. Measures to 1/8 inch. Tool steel. 1/8 to 3/16, 3/16 to 5/16, 5/16 to 3/8, 3/8 to 1/2 inch. Meets Federal Specifications GGG-G-17a. Plastic pouch.
9 KT 4056—Shipping weight 5 ounces. Set \$16.99

6 CRAFTSMAN Micrometer Depth Gage Sets. Read in .001 inch. Chrome-plated. With lock. Meet Federal Specifications GGG-C-105b. Case.

Catalog No.	Capacity	Base	Shipping wt.	Set
9 KT 3863	0-3 inches	2 1/2 inches	1 lb. 2 oz.	\$27.99
9 KT 38631	0-3 inches	4 inches	1 lb. 10 oz.	32.99
9 KT 38632	0-6 inches	2 1/2 inches	1 lb. 12 oz.	35.99
9 KT 38633	0-6 inches	4 inches	2 lbs. 2 oz.	40.99

7 CRAFTSMAN Inside Micrometer Sets. Meet Federal Specifications GGG-C-105b for accuracy. In finished wood cases. .001 inch (1 1/2 to 8 1/2 inches).
9 KT 3864—Wt. 1 lb. 4 oz. Set \$25.99
.001 inch (1 1/2 to 12 1/2 inches).
9 KT 38641—Wt. 2 lbs. 6 oz. Set 30.99

8 CRAFTSMAN Adjustable Parallels. Adjust, lock securely, precisely, to pre-set measurements. 6-piece Set. 3/8 to 2 1/4 inches.
9 KT 3874—Wt. 2 lbs. 2 oz. Set \$29.99
4-piece Set 3/8 to 1 3/8 inches.
9 KT 3873—Wt. 15 oz. Set 19.99

9 Magnetic Scale-magnifying Glass. 5-power ground glass lens. Strong magnet base.
9 KT 40872—Shpg. wt. 4 oz. \$1.19

10 2-inch Desk Magnifier. Adjustable. 1.7-power ground lens. Heavy base.
9 KT 40871—Shpg. wt. 14 oz. \$3.49

11 Pocket Magnifier. Ground glass. 4-power single lens. Case included.
9 KT 40811—Shpg. wt. 3 oz. \$1.99
As above, but 5-power single lens.
9 KT 40812—Shpg. wt. 3 oz. \$1.29
As above, but 8-power double lens.
9 KT 40813—Shpg. wt. 3 oz. \$2.99

12 Accurate Solid Steel Squares. Ground, hardened steel blades. Made in England. 2 1/4-inch blade, 1 3/4-inch beam.
9 KT 40401—Shpg. wt. 5 oz. \$3.49
3 1/4-inch blade, 2 1/4-inch beam.
9 KT 40402—Shpg. wt. 6 oz. \$3.79
4-inch blade, 3-inch beam.
9 KT 40403—Shpg. wt. 8 oz. 4.29
6-inch blade, 3 3/4-inch beam.
9 KT 40404—Shpg. wt. 14 oz. 5.29

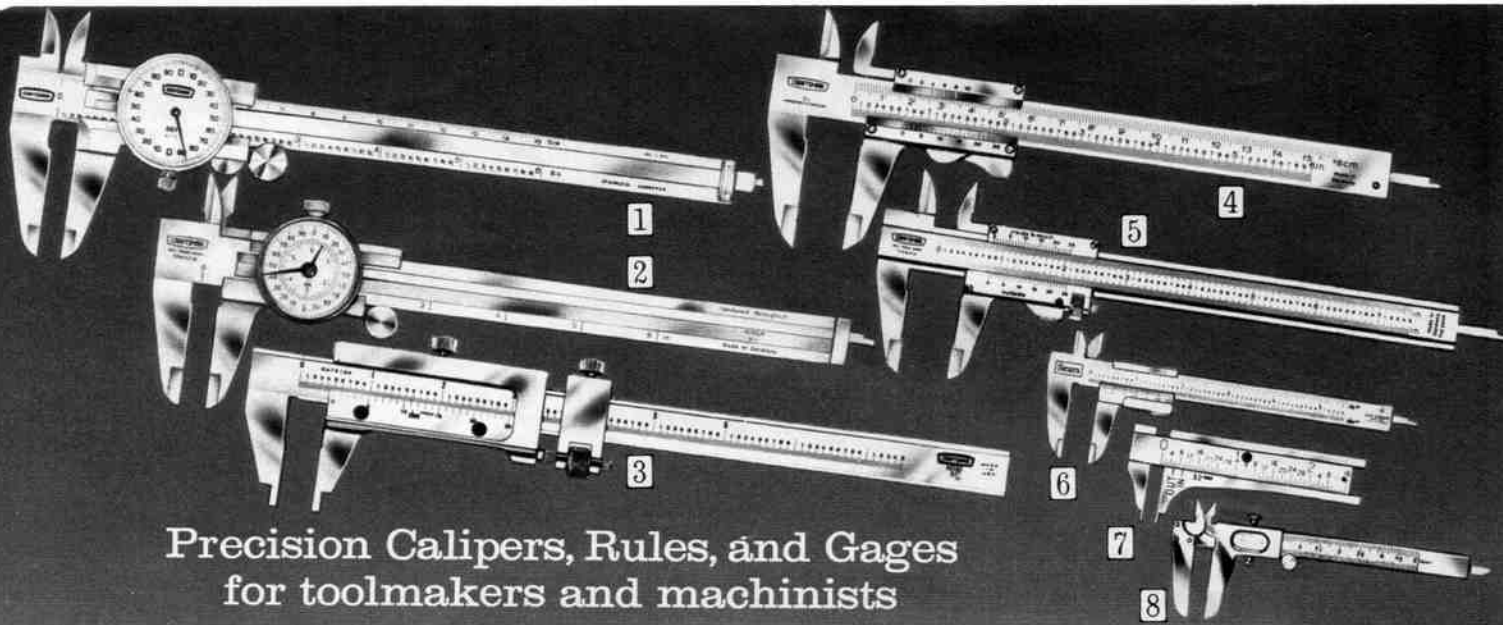
13 CRAFTSMAN Depth Gage. 6x7 1/2-inch rule. Hardened head graduated right and left to 30°, 45°, and 60°. Marked in 32nds and 64ths of an inch.
9 KT 40442—Shpg. wt. 4 oz. \$4.49

14 CRAFTSMAN 6-in. Vernier Height Gage. 2 1/2-in. long vernier. Reads 0 to 6 in. Lapped base. Recessed beam, cut-away base for 0 reading. Straight scriber. Meets Federal Specs. GGG-C-111a. Hardwood case.
9 KT 40166—Wt. 3 lbs. 12 oz. \$64.99

15 Apprentice Micrometers. Graduated in .001 in. With ratchet and lock screw. Do not meet Federal Specifications.

Cat. No.	Range	Wt.	Each
9 KT 40701	0-1 inch	8 oz.	\$4.49
9 KT 40702	1-2 inches	10 oz.	5.49
9 KT 40703	2-3 inches	12 oz.	6.49
9 KT 40704	3-4 inches	15 oz.	7.49

4-pc. Micrometer Set. Includes 1 each of 4 micrometers in the table above. Wt. 1 lb. 1 oz.
9 KT 40705 Set \$19.99



Precision Calipers, Rules, and Gages for toolmakers and machinists

(1 and 2) CRAFTSMAN® Dial Calipers. Accurate to 1/1000 of an inch. Stainless steel. Read inside and outside.

1 English and metric dull-chrome-plated scales. 0 to 6-inch measuring range. Bevel adjusted. Gear rack dust cover. Made in Japan. 9 KT 40171—Wt. 1 lb. \$29.99

2 Plexiglas® plastic protects dial. Thumb and roller lock screw. Jaws are lapped. Graduated in 1/1000 in. 9 3/4 in. long. 6-in. capacity. From W. Germany. Wt. 1 lb. 1 oz. 9 KT 40164.....\$38.99

(3 thru 5) CRAFTSMAN Vernier Calipers. Accurate to 1/1000 of an inch. Adjustable vernier plates. Read inside, outside. Calipers (4), (5) are stainless steel; made in W. Germany.

3 Our Best. Meets Fed. Specs. GGG-C-111a. Grad. in 1/1000 in. Chrome vanadium steel. 10 3/4 in. long. 6-in. capacity. 9 KT 40165—Made in U.S.A. Shpg. wt. 3 lbs. 12 oz. \$64.99

4 Recessed beam. Top scale reads in 1/20th mm.; bottom in 1/1000. Hardened, lapped jaws. 8 in. long. 5 1/4 in. capacity. Vernier scales are adjustable. 9 KT 40162—Shipping weight 10 ounces.....\$19.99

As (4) above, but plates not adjustable. Unlapped jaws. 9 KT 40161—Shipping weight 10 ounces.....\$14.99

5 Micro-screw. Thumb-lock jaw, fine adjustment screw. Chrome-plated scales. 6 3/4 in. capacity. 9 3/8 in. long. 9 KT 40163—Grad. in 1/1000 in. Wt. 1 lb. 1 oz.....\$29.99

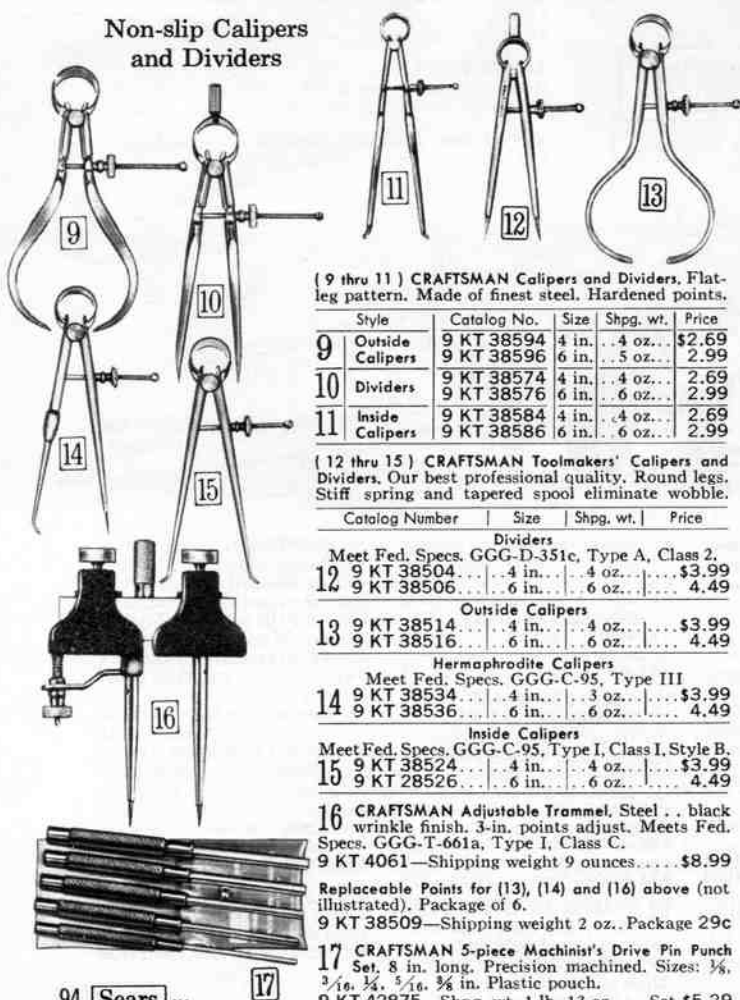
6 Vernier Calipers. Accurate to 2/1000 in. Enclosed sliding head, locking lever, thumb latch. Reads inside, outside depth. Steel. 5-in. scale. Bottom reads in 1/1000 in., top in 1/128 in. 6-in. capacity. Made in Sweden. 9 KT 40256—Shipping weight 6 ounces.....\$7.99

As (6) above, but stainless steel. Made in Italy. 9 KT 40253—Shipping weight 10 ounces.....\$9.99

7 Pocket Slide Calipers. Polished steel. Inside reading to 2 3/4 in.; outside to 2 1/4 in. 3-in. scale. Graduated in 32nds and 64ths inch. Spring stop. 9 KT 4028—Shipping weight 3 ounces.....\$4.99

8 Vernier Calipers. Accurate to 1/100 in. For inside and outside measurements. Use as depth gauge. Full 5-in. scale. Graduated in 16ths and 32nds inch. Vernier readings of 1/128ths inch. Roller adjustment. 9 KT 4022—Shipping weight 7 ounces.....\$2.29

Non-slip Calipers and Dividers



(9 thru 11) CRAFTSMAN Calipers and Dividers. Flat-leg pattern. Made of finest steel. Hardened points.

Style	Catalog No.	Size	Shpg. wt.	Price
9 Outside Calipers	9 KT 38594	4 in. . . 4 oz.	4 oz.	\$2.69
	9 KT 38596	6 in. . . 5 oz.	5 oz.	2.99
10 Dividers	9 KT 38574	4 in. . . 4 oz.	4 oz.	2.69
	9 KT 38576	6 in. . . 6 oz.	6 oz.	2.99
11 Inside Calipers	9 KT 38584	4 in. . . 4 oz.	4 oz.	2.69
	9 KT 38586	6 in. . . 6 oz.	6 oz.	2.99

(12 thru 15) CRAFTSMAN Toolmakers' Calipers and Dividers. Our best professional quality. Round legs. Stiff spring and tapered spool eliminate wobble.

Catalog Number	Size	Shpg. wt.	Price
Dividers			
Meet Fed. Specs. GGG-D-351c, Type A, Class 2.			
12	9 KT 38504 . . . 4 in. . . 4 oz.	4 oz.	\$3.99
	9 KT 38506 . . . 6 in. . . 6 oz.	6 oz.	4.49
Outside Calipers			
13	9 KT 38514 . . . 4 in. . . 4 oz.	4 oz.	\$3.99
	9 KT 38516 . . . 6 in. . . 6 oz.	6 oz.	4.49

Hermaphrodite Calipers
Meet Fed. Specs. GGG-C-95, Type III

14	9 KT 38534 . . . 4 in. . . 3 oz.	3 oz.	\$3.99
	9 KT 38536 . . . 6 in. . . 6 oz.	6 oz.	4.49

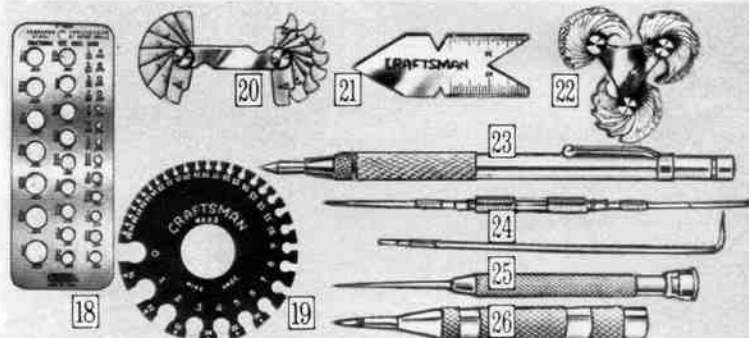
Inside Calipers
Meet Fed. Specs. GGG-C-95, Type I, Class I, Style B.

15	9 KT 38524 . . . 4 in. . . 4 oz.	4 oz.	\$3.99
	9 KT 28526 . . . 6 in. . . 6 oz.	6 oz.	4.49

16 CRAFTSMAN Adjustable Trammel. Steel . . . black wrinkle finish. 3-in. points adjust. Meets Fed. Specs. GGG-T-661a, Type I, Class C. 9 KT 4061—Shipping weight 9 ounces.....\$8.99

Replaceable Points for (13), (14) and (16) above (not illustrated). Package of 6. 9 KT 38509—Shipping weight 2 oz. Package 29c

17 CRAFTSMAN 5-piece Machinist's Drive Pin Punch Set. 8 in. long. Precision machined. Sizes: 3/8, 7/16, 1/2, 5/16, 3/4 in. Plastic pouch. 9 KT 42875—Shpg. wt. 1 lb. 13 oz.....Set \$5.29



CRAFTSMAN® Gages, Scribers, Punch

18 Drill Gage. Polished steel. 29 sizes. 1/16 to 3/8 inch. 9 KT 4049—Shpg. wt. 5 oz. \$2.19

Drill and Wire Gage. Sizes 1 to 60. Includes index for taps. 9 KT 4047—Shpg. wt. 5 oz. \$2.19

Drill Gage. For A to Z drills. 9 KT 40472—Shpg. wt. 5 oz. 2.99

19 Circular Gage. For wire, sheet and plate sizes 0 to 36. American Standard for non-ferrous metals. 9 KT 4023—Shpg. wt. 6 oz. \$5.99

20 Fillet or Radius Gages. Steel. With case. Not CRAFTSMAN.

16-leaf. For gaging inside, outside corners 1/32 to 1/64 in. by 64ths. 9 KT 4053—Shpg. wt. 4 oz. \$4.99

34-leaf. For convex or concave gaging 1/64 through 1 1/4 in. by 64ths. 9 KT 40534—Shpg. wt. 4 oz. \$6.49

21 Lathe-Center Gage. U.S. Standard 60°. Stainless steel. Graduations: 14th, 20th, 24th, 32nd in. 9 KT 40642—Shpg. wt. 2 oz. \$1.49

22 Thread Gages. For screw pitches 24 to 84 on V-threads. Made in England. 9 KT 4031—Shpg. wt. 5 oz. \$8.99

9 KT 4048—Pitch 9-40. Wt. 4 oz. 1.49

23 Carbide-Tip Scriber. Scribes, engraves metals, plastics, ceramics. Aluminum body. Tungsten carbide tip. 1 end has magnet. 9 KT 4078—Shpg. wt. 3 oz. \$1.99

24 Double-Scriber. 3 interchangeable points: 2 bent, 1 straight. Length with short pt. 9 in.; long pt. 12 in. Meets Fed. Specs. GGG-S-131d, Type II, Class 2. 9 KT 4014—Shpg. wt. 4 oz. \$1.59

25 Pocket Scriber. Knurled steel body. Nickel-plated point. Meets Fed. Specs. GGG-S-131d, Type I, Class 2. 3/8, 1/2-in. diam. 9 KT 4051—1/2-in. Wt. 3 oz. 89c

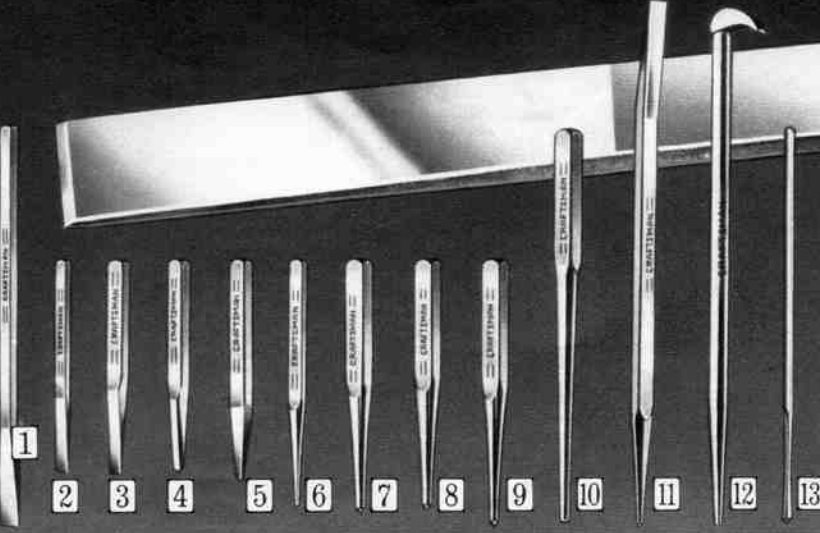
9 KT 40513—3/8-in. Wt. 4 oz. \$1.09

26 Automatic Center Punch. Steel point. 3/8-in. diam. 5 in. long. Meets Fed. Specs. GGG-P-831c, Type II, Class B, Style 2. 9 KT 40542—Wt. 5 oz. \$4.99

CRAFTSMAN

CRAFTSMAN® Punches and Chisels give you 6 big features

- Forged from chrome-vanadium-alloy steel
- Tempered to hold sharp edges longer
- Head designed to take solid drive
- Head end chamfered to reduce chipping
- Chrome plated to fight off rust
- Square stock gives firm, easy gripping



Individual CRAFTSMAN® Punches and Chisels

1 Extra-long Cold Chisels. Meet or exceed Fed. Specs. GGG-C-313a.
 9 KT 42991— $\frac{5}{8}$ x12 in. Wt. 13 oz. . . . \$1.39
 9 KT 42992— $\frac{5}{8}$ x18 in. Wt. 1 lb. 4 oz. . . 1.59
 9 KT 42993— $\frac{3}{4}$ x12 in. Wt. 1 lb. 4 oz. . . 1.59

2 Standard-length Cold Chisels. Chrome-vanadium-alloy steel. Meet or exceed Fed. Specs. GGG-C-313a.

Catalog Number	Edge (inch)	Stock (inch)	Length (inches)	Shpg. wt.	Each
9 KT 42971	$\frac{3}{4}$	$\frac{3}{16}$	4 $\frac{3}{8}$	4 oz.	69c
9 KT 42972	$\frac{3}{8}$	$\frac{3}{16}$	5 $\frac{1}{8}$	4 oz.	79c
9 KT 42973	$\frac{3}{2}$	$\frac{1}{16}$	6	6 oz.	89c
9 KT 42974	$\frac{3}{8}$	$\frac{3}{8}$	6 $\frac{1}{2}$	8 oz.	99c
9 KT 42975	$\frac{3}{4}$	$\frac{3}{8}$	7	12 oz.	\$1.19
9 KT 42976	$\frac{3}{8}$	$\frac{3}{8}$	7 $\frac{1}{2}$	1 lb.	1.49

3 Cape Chisel. Cuts keyways. $\frac{1}{4}$ x4 $\frac{1}{2}$ in. 9 KT 4312—Shipping weight 4 oz. . . 99c

4 Round-nose Cape Chisel. 4 $\frac{1}{2}$ in. long. Cuts $\frac{1}{2}$ -circle grooves. $\frac{3}{16}$ -inch edge. 9 KT 4316—Shipping weight 4 oz. . . 99c

5 Diamond-point Chisel. Cuts V-grooves. $\frac{3}{8}$ x4 $\frac{1}{2}$ in. Fed. Specs. GGG-C-313a. 9 KT 4320—Shipping weight 4 oz. . . 89c

6 Pin Punches. Meet Federal Specifications GGG-P-831e.

Catalog No.	Point size	Length	Shpg. wt.	Each
9 KT 42881	$\frac{1}{16}$ in.	4 $\frac{1}{4}$ in.	4 oz.	79c
9 KT 42882	$\frac{3}{32}$ in.	4 $\frac{1}{4}$ in.	4 oz.	79c
9 KT 42883	$\frac{1}{8}$ in.	4 $\frac{1}{2}$ in.	3 oz.	79c
9 KT 42884	$\frac{5}{32}$ in.	5 $\frac{1}{8}$ in.	4 oz.	79c
9 KT 42885	$\frac{3}{16}$ in.	5 $\frac{1}{4}$ in.	5 oz.	79c
9 KT 42886	$\frac{1}{4}$ in.	5 $\frac{5}{8}$ in.	6 oz.	79c

7 Center Punches. Meet Federal Specifications GGG-P-831e.

9 KT 42861— $\frac{3}{8}$ x4 $\frac{1}{2}$ in. Shpg. wt. 3 oz. . 69c
 9 KT 42862— $\frac{1}{2}$ x6 in. Shpg. wt. 6 oz. . 89c

8 Prick Punches. Meet Federal Specifications GGG-P-831e.

9 KT 42841— $\frac{3}{8}$ x4 $\frac{1}{2}$ in. Wt. 4 oz. . . . 69c
 9 KT 42842— $\frac{1}{2}$ x6 in. Shpg. wt. 6 oz. . . 89c

9 Solid Machine Punches. Meet Federal Specifications GGG-P-831e.

Catalog No.	Point, in.	Stock, in.	Shpg. wt.	Each
9 KT 43144	$\frac{1}{8}$	$\frac{3}{8}$ x4 $\frac{1}{2}$	4 oz.	79c
9 KT 43145	$\frac{3}{16}$	$\frac{1}{2}$ x6	6 oz.	89c
9 KT 43146	$\frac{3}{16}$	$\frac{3}{8}$ x7	12 oz.	99c

10 Line-up Punches. Tempered, hardened ends. Meet Fed. Specs. GGG-P-831e.

Catalog No.	Size	Shpg. wt.	Each
9 KT 42901	$\frac{5}{32}$ x $\frac{3}{8}$ x7	6 oz.	99c
9 KT 42902	$\frac{3}{16}$ x $\frac{1}{2}$ x9	8 oz.	\$1.19
9 KT 42903	$\frac{3}{4}$ x $\frac{3}{8}$ x12	1 lb. 4 oz.	1.49
9 KT 42904	$\frac{3}{8}$ x $\frac{5}{8}$ x9 $\frac{1}{2}$	1 lb.	1.39

11 Pry Bar. 16 inches long. $\frac{1}{2}$ -inch stock. Shipping weight 1 pound 1 ounce.

9 KT 4283 \$1.99

12 Rolling Wedge Bar. 1 pointed, 1 rolling end. 16 inches long. $\frac{3}{16}$ -inch diameter.

9 KT 42892—Shpg. wt. 1 lb. 7 oz. . . . \$3.49

13 Star Drills. Chrome-vanadium-alloy steel, chrome-plated. 12 in. long.

Catalog Number	Bit (in.)	Shpg. wt.	Each
9 KT 43061	$\frac{1}{4}$	4 oz.	89c
9 KT 43062	$\frac{5}{16}$	5 oz.	89c
9 KT 43063	$\frac{3}{8}$	6 oz.	89c
9 KT 43064	$\frac{1}{2}$	8 oz.	99c
9 KT 43065	$\frac{5}{8}$	13 oz.	\$1.09
9 KT 43066	$\frac{3}{4}$	1 lb. 3 oz.	1.29



14 12-piece Punch and Chisel Set.

Handles all needs of master mechanic. Includes 8 punches: $\frac{3}{32}$, $\frac{1}{8}$, $\frac{3}{16}$, $\frac{1}{4}$ -inch pin; $\frac{3}{8}$ -inch center; $\frac{5}{32}$ x7, $\frac{3}{16}$ x9-inch line-up; $\frac{1}{4}$ -inch prick punch. 4 cold chisels: $\frac{3}{4}$, $\frac{1}{2}$, $\frac{3}{8}$, $\frac{1}{4}$ -inch. Divided plastic pouch.

Shipping weight 2 lbs. 4 oz.
 9 KT 43031 Set \$8.79

15 3-pc. Cold Chisel Set. $\frac{1}{4}$, $\frac{3}{8}$, $\frac{1}{2}$ -inch sizes. Comes complete with divided plastic pouch.

9 KT 4309—Shpg. wt. 10 oz. Set \$2.09

16 4-piece Pin Punch Set. $\frac{1}{8}$, $\frac{3}{32}$, $\frac{1}{16}$, $\frac{1}{4}$ -inch sizes. Convenient divided plastic pouch included.

9 KT 4311—Shpg. wt. 1 lb. Set \$2.79

17 5-piece Punch Set. With 4 most used pin punches: $\frac{1}{16}$, $\frac{3}{32}$, $\frac{1}{8}$ and $\frac{5}{32}$ -inch sizes; $\frac{5}{32}$ -inch line-up punch. Includes convenient divided plastic pouch.

9 KT 4285—Shpg. wt. 1 lb. Set \$3.49

18 5-piece Punch and Chisel Set. With 5 most used sizes. Three punches: $\frac{5}{32}$ -inch pin, $\frac{1}{32}$ -inch solid, $\frac{3}{8}$ -inch center. Two cold chisels; $\frac{1}{2}$, $\frac{3}{8}$ -inch. Includes convenient divided plastic pouch.

Shipping weight 1 lb. 12 oz.
 9 KT 4302 Set \$3.59

You can equip your entire workshop with power and hand tools from this book. See index.



CRAFTSMAN® Holders help keep tools and nails handy

19 Mechanic's 6-tool leather Holder. 1 hammer loop, 4 tool loops. $\frac{1}{2}$ -in. harness snap. "T" tape chain. 2 $\frac{1}{4}$ x9 in. 9 KT 4549—Shpg. wt. 8 oz. . . . \$1.69

Tool-holder cowhide Belt. Roller buckle; capped rivets. Leather loop. Fits waist sizes 30-46 in. (Not shown.) 9 KT 45853—Shpg. wt. 8 oz. . . . \$2.69

20 Brown Cotton Web Belt. Adjusts 29 to 46-in. waists. Steel belt hardware. 9 KT 45895—Shpg. wt. 11 oz. . . . \$2.49

21 5-pocket electrician's cowhide Tool Pouch. 2 inside, 3 pre-formed front pockets. Hammer loop. "T" tape chain. Tool snap. 8 $\frac{1}{4}$ x9 $\frac{1}{2}$ inches. 9 KT 45805—Shpg. wt. 15 oz. . . . \$4.99

22 5-pocket cowhide Tool Holder. 8 $\frac{1}{2}$ x9-in. long. 5x5 $\frac{1}{2}$ -in. center. 2 open-end, 2 molded front pockets. "T" tape holder. Small-tool harness snap; 2 $\frac{1}{2}$ -in. belt slots. Rivet-reinforced. 9 KT 45445—Shpg. wt. 13 oz. . . . \$4.69

23 5-pocket cowhide Tool Pouch. 3 screwdriver slots. Big side loop, "T" tape chain. Tool snap. Wide tunnel belt loops. Special slot for wire stripper. 10x8x1 $\frac{1}{2}$ inches thick. 9 KT 4580—Shpg. wt. 1 lb. 6 oz. . . \$6.99

24 Cowhide Hammer Holder. Large loop and belt slots. 6x3 $\frac{1}{2}$ in. long. Shipping weight 4 ounces. 9 KT 4584 69c


25 Carpenter's leather Apron. 4 nail pockets, 2 tool pockets, 2 slots, 2 side loops. Adjustable web belt. 2 $\frac{1}{4}$ x50 in. 9 KT 45147—Shpg. wt. 2 lbs. . . \$12.99

26 Nail and Tool Holder. Holds hammer on either side. Top-grain leather. 4 pockets and slots. Nail pocket. 9x9 $\frac{1}{2}$ -in. bellows pocket. 10 $\frac{1}{2}$ x12 in. high. Shipping weight 1 pound. 9 KT 45143 \$5.99

27 3-pocket cowhide Tool Holder. 2 small pockets, 1 large pocket. Fiber-reinforced. 6x5 $\frac{1}{2}$ x1 $\frac{1}{2}$ inches. 9 KT 4540—Shpg. wt. 9 oz. . . . \$2.99

28 Single-tool leather Pocket. Riveted corners. 6x4 $\frac{1}{2}$ -inch pocket; 7 $\frac{1}{2}$ -inch back. Belt slots. Shipping weight 6 ounces. 9 KT 4514 \$1.69

Sears Has a Credit Plan to Suit Your Needs SEE BIG BOOK OR ASK FOR DETAILS



CRAFTSMAN® Screwdrivers

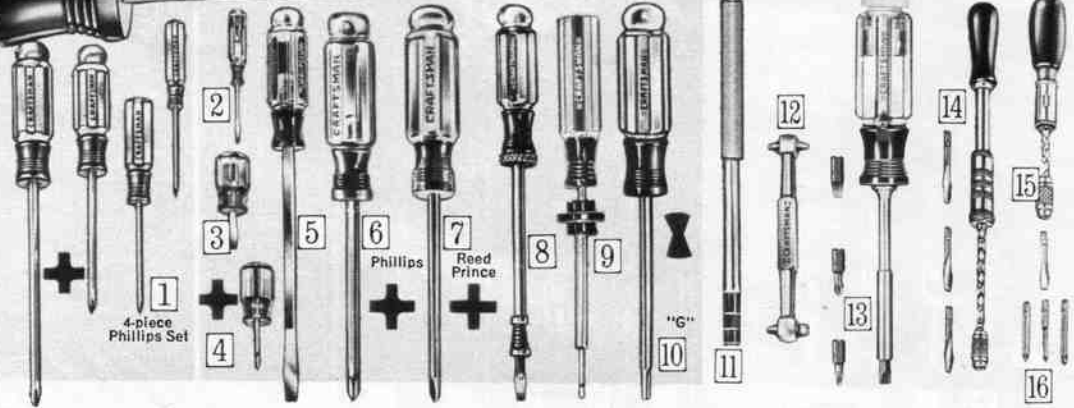
Proved 50% stronger than Federal Specs.* require in actual torsion tests.

Here's why:

THE BLADES: "Super-Tuff" chrome-vanadium steel shanks anchored deep in handle. Use a wrench on square shank. Square edges hold screw firmly.

THE HANDLES: made of virtually indestructible, shockproof butyrate plastic. Job-size diameter and length plus wide flutes let you take an extra-firm grip

*GGG-S-121d



- 1 4-piece Phillips Set. Sizes: 0-2½, 1-3, 2-4, 3-6 in. Long-wearing tips. 9 KT 4147—Shpg. wt. 14 oz. . . . \$3.99
- 2 Pocket-clip Screwdriver. ½x2-in. blade. Standard bit. 4 in. long. 9 KT 4142—Shpg. wt. 3 oz. . . . 69c
- 3 Stub Screwdriver. ¼x1½-in. blade; standard bit. 3½ in. long. 9 KT 4131—Shpg. wt. 4 oz. . . . \$1.09
- 4 Phillips Stub Screwdriver. 1½-in. blade. No. 2 bit. 3½ inches long. 9 KT 4118—Shpg. wt. 4 oz. . . . \$1.19

5 Individual Heavy-duty Screwdrivers. See blade sizes in table.

Catalog Number	Blade, inches	For Screws	Shpg. wt.	Each
9 KT 41480	½x4	Ex. small	3 oz.	99c
9 KT 41481	¾x4	Small	5 oz.	\$1.29
9 KT 41482	¾x9	Small	5 oz.	1.39
9 KT 41483	¾x4	Medium	6 oz.	1.29
9 KT 41484	¾x6	Medium	6 oz.	1.39
9 KT 41485	¾x12	Medium	8 oz.	1.59
9 KT 41486	¾x1½	Large	6 oz.	1.49
9 KT 41487	¾x8	Large	9 oz.	1.89
9 KT 41488	18x12	Ex. large	14 oz.	2.49

6 Individual Phillips Screwdrivers. See blade sizes in table.

Catalog Number	Size	For Screws	Blade, in.	Wt. oz.	Ea.
9 KT 41293	0	Ex. small	2½	3	89c
9 KT 41294	1	Small	3	4	\$1.19
9 KT 41295	2	Medium	4	4	1.29
9 KT 41296	2	Medium	4	6	1.49
9 KT 41297	3	Large	6	7	1.59
9 KT 41298	4	Ex. large	8	10	1.79

- 7 Reed Prince Screwdriver. ¼x4-in. blade. For cross-recessed screws. 9 KT 4114—Shpg. wt. 5 oz. . . . \$1.49

- 8 Screw-holding Drivers. Thumb control holds screw for 1-hand use.

Catalog No.	Blade size	Wt.	Each
9 KT 41122	½x2½ in.	3 oz.	\$1.09
9 KT 41123	¾x4 in.	4 oz.	1.19
9 KT 41124	¾x5 in.	5 oz.	1.49
9 KT 41375	¾x7 in.	6 oz.	1.59

- 9 Wedge-type Screw-holding Drivers. Tip adjusts . . . wedges in slot.

9 KT 41281	¾x3 in.	Wt. 4 oz.	\$1.29
9 KT 41341	¾x4 in.	Wt. 4 oz.	1.49
9 KT 41361	¾x4 in.	Wt. 6 oz.	1.69
9 KT 41371	¾x6 in.	Wt. 7 oz.	1.79

- 4-piece Wedge-type Screw-holding Kit. Slim neck. Good for tight places. 9 KT 41282—Shpg. wt. 14 oz. . . . Kit \$5.79

- 10 Clutch-head Screwdrivers. For type "G" (butterfly) screws. Meet Federal Specifications GGG-S-00122.

Cat. No.	Shank	Bit	Wt.	Ea.
9 KT 41135	¾x4-in.	¾-in.	4 oz.	\$1.59
9 KT 41136	¾x4-in.	¾-in.	4 oz.	1.69
9 KT 41137	¾x5-in.	¾-in.	5 oz.	1.79
9 KT 41134	¾x5-in.	¾-in.	6 oz.	1.99

- 11 Screw-holding Screw Starters. Start or remove most size slot screws. Toolsteel blade, bit. Aluminum grip. Magnetic pick-up tip on handle.

9 KT 41021	2-½ in. long.	Wt. 3 oz.	\$1.69
9 KT 41024	5 in. long.	Wt. 3 oz.	1.89
9 KT 41025	9 in. long.	Wt. 4 oz.	2.09

- 12 Offset Screwdriver. Four ¼-inch alloy steel blades . . . specially designed for working in tight places. 9 KT 4110—Shpg. wt. 6 oz. . . . \$1.29

- 13 Magnetic Tip Screwdriver. Permanent magnet in forged steel shank holds both bit and screw. With 4 bits: 2 for slotted, 2 for Phillips recessed screws. Hollow black plastic handle stores 3 bits. 9 KT 41466—Shpg. wt. 9 oz. . . . \$3.99

- 14 Automatic Return Screwdriver. 19 in. extended. Turns right, left. Locks when closed. With 3 alloy steel bits (¾, ¾, ¾-in.). Wood handle. From W. Germany. 9 KT 3101—Wt. 1 lb. 12 oz. . . . \$7.99

- Extra Screwdriver Bit Set. 3 replacement bits: ¾, ¾ and ¾-in. For 9 KT 3101 and former 9-4141. 9 KT 4198—Shpg. wt. 5 oz. . . . Set \$1.39

- 15 Small Automatic Return Screwdriver. 10-in. long extended with bit. Turns right, left. Locks when closed. With ¾-in. alloy steel bit. Wood handle. From W. Germany. 9 KT 3100—Shpg. wt. 13 oz. . . . \$3.49

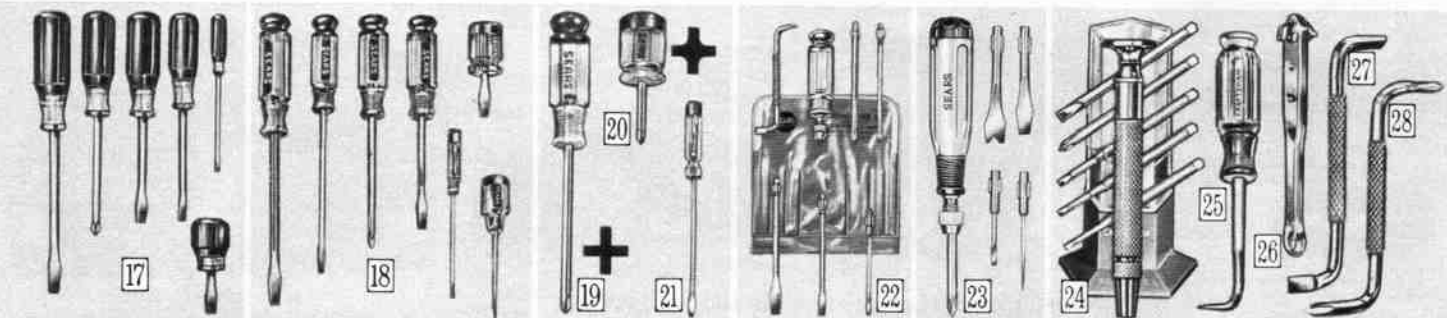
- Extra Screwdriver Bit Set. 3 replacement bits: ¾-in., ¾-in. and No. 2 Phillips type. For 9 KT 3100; former numbers 9-3180 and 9-3461. 9 KT 4153—Shpg. wt. 3 oz. . . . Set \$1.49

- 16 3-pc. Phillips Bit Set. Sizes 1, 2, 3. Fits 9 KT 3101, former 9-3470, 9-4141; Yankee 30A; 130A; Millers Falls 61A, 610A; Greenlee 448; 458 automatic screwdrivers. 9 KT 4115—Shpg. wt. 5 oz. . . . Set \$1.69



4-piece
CRAFTSMAN®
Screwdriver Set
\$3.79

Perfect "fix-it" set for your home or shop. The right size screwdriver for most regular small head screws. Includes 1 each of the following: ¼x6-in., ¾x4-in., ¾x4-in. and pocket size screwdriver with pocket clip. 9 KT 4150—Wt. 12 oz. . . . Set \$3.79



- 17 6-pc. Set. Vinyl grips. High carbon-steel blades, fully ground. Includes: ¾x4-in. cabinet; ¼x1½-in. stubby; ¼x4-in. mechanic's; ¾x6-in. heavy duty; ¾x3¼-in. electrician's; No. 2 recessed. 9 KT 4146—Wt. 1 lb. 5 oz. . . . Set \$3.29

- 18 7-piece Set. High-carbon-steel blades, fully ground. Plastic handles. 4¼-in. scratch awl. 6 screwdrivers (¼x2-in., ¾x4-in., ¾x4-in., ¾x6-in., stubby with 1½-in. blade and No. 2 Phillips type). 9 KT 41271—Wt. 1 lb. 7 oz. . . . Set \$2.99

Screwdrivers. Same as above.

Cat. No.	Blade in.	Type	Wt.	Ea.
9 KT 41491	¾x4	Standard	5 oz.	69c
9 KT 41494	¾x8	Standard	9 oz.	\$1.29
9 KT 41512	¾x4	Cabinet	4 oz.	59c
9 KT 41513	¾x6	Cabinet	4 oz.	59c

- 19 Phillips-type Screwdriver. Size No. 2. Fully-ground blade for longer life . . . tough high-carbon steel. Plastic handle for added shock protection. 4-in. blade; 3½ in. long overall. 9 KT 41662—Shpg. wt. 5 oz. . . . 79c

- 20 Phillips-type Stubby Screwdriver. Size No. 2. Lets you get to hard-to-reach Phillips screws. Plastic handle. 1½-in. blade is high-carbon steel, fully ground. 3¼ in. long overall. 9 KT 4167—Shpg. wt. 4 oz. . . . 69c

- 21 Pocket-size Screwdriver. Fits most small-size, standard screws . . . gets into tight places. 2-inch fully-ground blade of high-carbon steel. Amber plastic handle. Pocket clip. 9 KT 4122—Shpg. wt. 2 oz. . . . 25c

- 22 6-pc. Screwdriver Set. Interchangeable plastic handle. Offset screwdriver, 5 steel blades. Bits incl. standard ¾x2½-in., ¾x4-in., ¾x4½-in.; Phillips Nos. 1, 2. Plastic pouch. 9 KT 4181—Shpg. wt. 10 oz. . . . Set \$1.69

- 23 5-in-1 Screwdriver Set. Clear plastic handle stores blades. Aluminum chuck, zinc plated. 5 fully ground blades of high carbon steel: ¾-inch midjet, ¼-inch mechanic's, No. 2 Phillips type, gimlet screw starter and handy tack puller. 9 KT 4109—Shpg. wt. 6 oz. . . . Set \$1.19

- 24 CRAFTSMAN 6-pc. Precision Screwdriver Set. Nickel-plated knurled body, swivel head. Removable blade held by threaded chuck. 2½x¼-in. body. Five blade sizes: .040, .055, .070 and .100-in.; Phillips type. 3¾ inches long overall. Plastic storage stand. 9 KT 4107—Shpg. wt. 4 oz. . . . Set \$1.69

- 25 CRAFTSMAN Cotter-key Extractor. Cork-screw action. Forged steel hook; plastic handle. 7 in. long. 9 KT 4319—Shipping wt. 8 oz. . . . \$1.19

- 26 CRAFTSMAN Ratchet Offset Screwdrivers. Steel body, nickel plated. Alloy-steel blades. Right or left ratchet. Tightens or loosens small screws easily. Reverses instantly. For ¼ and ¾-inch slotted screws. 9 KT 4117—Shipping wt. 4 oz. . . . \$1.29

- 27 Offset Screwdriver. High-carbon-steel blade, fully ground. 2 bits. 9 KT 4120—Shipping wt. 3 oz. . . . 29c

- 28 Phillips-style Offset Screwdriver. Tempered steel with No. 1 bit on one end, No. 2 bit on the other. 9 KT 4126—Shipping wt. 3 oz. . . . 39c

Use it two ways!
It's a 2-wheel hand truck
It's a 4-wheel cart

All you do is reposition
the easy-to-grip handle
to change from
the one to the other

\$24⁹⁹

Use as a hand truck for maneuvering in tight areas, around corners; as a cart for handling bulky loads. Carries 2 garbage cans easily. Capacity 400 lbs. Rigid tubular steel frame. Base plate 8 in. deep. Includes two 8.00x1.75-in. rubber tires, two heavy-duty casters. **99 KT 87222N—Shpg. wt. 35 lbs. . . \$24.99**

See Shipping Note below right

Welded steel frames for extra strength

\$9⁹⁹

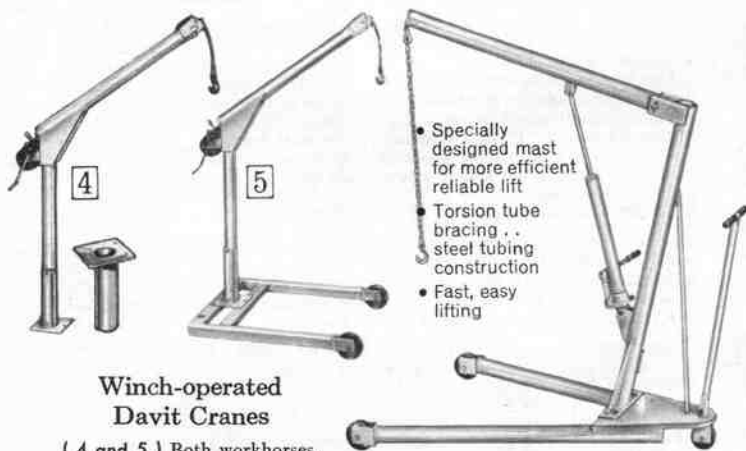
\$14⁹⁹

\$26⁹⁹

1 Light use. Solid 5.00x1.25-in. rubber wheels. Base plate 7 in. deep. Size overall 40 in. high, 13 $\frac{1}{2}$ in. wide. **99 KT 87242N—Shpg. wt. 15 lbs. . . \$9.99**
Extra Wheel for (1). Fits $\frac{1}{2}$ -in. axles. **9 KT 8756—Wt. 1 lb. 8 oz. \$1.69**

3 Handles 600 lbs. . . heavy-duty. Puncture-proof 10.00x2.75-in. tires. Ball bearings. Wheel guards, stair risers. 9-in. base plate. Enamelled. 51x13 $\frac{1}{2}$ in. **99 KT 87292N—Wt. 37 lbs. . . \$26.99**

2 Handles 400 pounds. Puncture-proof 8.00x1.75-in. tires. Oil-impregnated bearings. Wheel guards, stair risers. Base plate 8 inches deep. **99 KT 87272N—(44 in. high, 13 $\frac{1}{2}$ in. wide.) Shipping weight 26 pounds. . . \$14.99**



- Specially designed mast for more efficient reliable lift
- Torsion tube bracing . . . steel tubing construction
- Fast, easy lifting

Winch-operated Davit Cranes

(4 and 5) Both workhorses. Cable locks automatically.

Model	(4)	(5)
Capacity	750 lbs.	750 lbs.
Lift	63 in.	70 in.
Reach	34 in.	34 in.
Boom turns	360°	—
Most height	46 in.	53 in.
Base length	42 in.	42 in.
Base width	—	32 in.
Base plate	8x8 in.	—

See Shipping Note in column at far right.

4 With stationary interchangeable base. 8x8 in. overall. Ideal for truck mounting . . . top or flush. Shipping weight 75 pounds. **F9 KT 7802N \$59.99**

5 With portable base. Four 6-in. wheels. Wt. 129 lbs. **F9 KT 78021N \$109.95**

Hydraulic Floor Cranes

$\frac{1}{2}$ -ton **\$149⁹⁵** | 1-ton **\$329⁰⁰**

One-man handling. Saves hours. Hydraulic lifting power. Pinpoint positioning.

Size	$\frac{1}{2}$ -ton	1-ton
Capacity	1000 lbs.	2000 lbs.
Most height	54 $\frac{1}{2}$ in.	67 in.
Boom length	45 $\frac{1}{2}$ in.	54 in.
Maximum lift	82 in.	91 in.
Minimum lift	26 $\frac{1}{2}$ in.	38 in.
Boom travel	55 $\frac{1}{2}$ in.	53 in.
Overall base width	38 $\frac{1}{2}$ in.	49 in.
Inside base width	32 $\frac{1}{2}$ in.	41 in.
Overall base length	56 $\frac{1}{2}$ in.	70 in.
Inside base length	38 $\frac{1}{2}$ in.	50 in.
Base height	5 in.	6 in.
2 front wheels diam.	5 in.	6 in.
1 rear wheel diam.	4 in.	4 in.

F9 KT 7803N—Shpg. wt. 226 lbs. . . \$149.95
F9 KT 7804N—Shpg. wt. 400 lbs. . . 329.00

CRAFTSMAN®
1-man Power Pull

It's a hoist, a winch, a puller . . .
and it lifts up to 4000 pounds

One-ton capacity **\$26⁹⁹** | Two-ton capacity **\$34⁹⁹**

Hoist engines . . . tighten cables and fencing
. . . pull stumps . . . move heavy machinery

Simple to operate. No ropes. $\frac{3}{16}$ -inch diameter aircraft-type cable break-strength tested to 4200 pounds. No clutch to slip. Automatic safety catch.

Aircraft-type swaged cable terminal lets clevis swivel. Drop-forged steel hooks; aircraft-quality aluminum alloy ratchet wheel. Cold rolled steel frame and lever. Steel parts cadmium plated. **Portable—1-ton capacity model weighs only 6 $\frac{3}{4}$ lbs.; 2-ton model, only 8 lbs.**


Catalog No.	Capacity	Max. lift	Leverage ratio	Wt.	Price
99 KT 7880C	1 ton	12 feet	.15 to 1.	7 lbs.	\$26.99
99 KT 7881C	2 tons	6 feet	.30 to 1.	9 lbs.	\$34.99

Wiregrip for above (not shown). Handles smooth or barbed wire . . . protects your hands.

9 KT 7882—Shipping weight 1 lb. 5 oz. \$3.49

Motor Sling only. For above. (Not shown.) Positive lock . . . lifts at any angle, no load shift.

9 KT 7884—Shipping weight 2 lbs. 2 oz. \$7.59



CRAFTSMAN® Differential Chain Hoist

Works 25% easier because it has Torrington needle bearings in lower sheave

$\frac{1}{2}$ -ton capacity **\$37⁹⁹** | 1-ton capacity **\$56⁹⁹**

6 Load-tested to 150% of rated capacity. Non-slipping . . . locks automatically . . . holds load at any point. Aluminum alloy frame. Timken roller bearings in lower load hook. Heat-treated (forged) steel hooks. Zinc-plated steel chain. Meets Military Specifications MIL-H-9044 (Ships) Class 2, Type A.

Catalog No.	Cap.	Max. lift	Lgh. chain	Wt.	Price
99 KT 7886C	$\frac{1}{2}$ ton	7 feet	.26 ft. . .	29 lbs.	\$37.99
99 KT 7887L	1 ton	8 feet	.30 ft. . .	47 lbs.	\$56.99

$\frac{1}{2}$ -ton Hoist with extra chain. For each extra 4 feet of chain (1-ft. additional lift requires 4 ft. of chain) add \$4.90 to price, 2 $\frac{1}{4}$ lbs. to shpg. wt. of 99 KT 7886C above. Use Catalog Number F9 KT 78865N for ordering.

1-ton Hoist with extra chain. For each 4 ft.: add \$5.55 to price, 3 $\frac{3}{4}$ lbs. to shpg. wt. of 99 KT 7887L. Use Catalog Number F9 KT 78875N for ordering.

7 Double-track Conveyor. For loads to 2000 lbs. 8 ft. track. 4-wheel trolley. 7 single hangers with threaded rod. **F9 KT 7863N—Shipping weight 55 pounds. . . . \$39.99**

8-ft. Track with Splice Hanger. Use with F9 KT 7863N above. Punched 4-in. centers. Fits with 5-in. "I" beam. **F9 KT 78651N—Shipping weight 39 pounds. . . \$16.99**

90° Curved Track with Splice Hanger. 4-ft. radius, 7 ft. long. **F9 KT 78652N—Shipping weight 31 pounds . . . \$27.99**

1-ton Trolley. Fits F9 KT 78651N, F9 KT 78652N; or 5, 6, or 8-inch "I" beam, 3-inch flange, 4 wheels. Steel plates. Hanger pin. **F9 KT 7864—Shipping weight 11 pounds. . . . \$13.99**


Single Hanger. For F9 KT 78651N, F9 KT 78652N above, 6-in. rod. Place hangers 16 in. apart on 2000-lb. loads, 20 inches apart on 1000-pound loads. **F9 KT 78661—Shipping weight 14 ounces. . . . \$1.79**

Splice Hanger. 6-inch threaded rod. **F9 KT 78662—Shipping weight 1 pound. 1.89**
F9 KT 78663—Strap Bracket. Shpg. wt. 1 lb. 1.49
F9 KT 78664—Side Bracket. Shpg. wt. 11 oz. 99c

Shipping Note: "N" items (as 99 KT 8722N) sent freight (rail or truck) or express. "F" items from factory in Winona, Minn. . . no C.O.D.'s . . . allow extra time. For mailable items, pay postage from catalog order plant.

Gear-operated Hoist and Winch
lifts 1500 pounds



8 Turn handle . . . high leverage, worm-driven gears lift up to $\frac{3}{4}$ ton. Release handle . . . hold load at any height. Top hook swivels 360° . . . use as winch or puller. Forged steel hooks. 12-foot $\frac{1}{16}$ -inch aircraft-type cable. Aluminum housing. 11 $\frac{3}{4}$ x17 $\frac{1}{2}$ inches. **9 KT 7883—Shipping weight 8 lbs. 2 oz. \$25.99**





CRAFTSMAN® Kromedge® Taps and Dies

stay sharp up to 5 times longer than ordinary cutters
Tempered alloy steel . . made to exact Metal Cutting Institute tolerances to cut smoother threads with less effort . . extra-hard chrome plating resists rust



Set with Round Dies ^{59-pc.} Set **\$68⁹⁹**

59-piece Auto Mechanic's Set. 23 cuts, 23 taps, 23 dies (13 one-inch hex dies; 8 adjustable 1½-inch; 2 solid pipe dies). Thread sizes and types given in table below. 5 screw extractors (sizes 1-5); 2 tap-reamer wrenches (Nos. 4, 6); 1 tap wrench (for Nos. 4-12 machine taps); two adjustable-guide die stocks (1, 1½-inch); screwdriver, thread gauge. All parts come in hardwood case. 99 KT 5212C—Shipping weight 14 pounds. Set **\$68.99**



Sets with hex dies can be used with wrenches or sockets . . perfect for close, hard-to-reach jobs

41-piece Hex Set **\$32⁹⁹**

41-piece Set. For 1-in. sockets, open-end or adjustable-end wrenches. 17 taps, 17 dies. Dies are 1-inch hexagon. One solid pipe die. Sizes and types of threads given below. Adjustable-guide die stock, tap-reamer wrench, 2 "T" tap wrenches: one for ¼ to ½ inch, one for ⅜ to ½ inch taps, screw pitch gauge, screwdriver. Plastic case. 9 KT 5201—Wt. 4 lbs. 8 oz. Set **\$32.99**

28-piece Hex Set **\$25⁴⁹**

28-piece Set. 11 taps, 11 dies. 1 solid pipe tap-and-die. Adjustable guide die stock, tap and reamer wrench, "T" handle tap wrench, screw-pitch gauge, screwdriver. All dies are 1-inch hexagon. See table below for sizes and types of threads for taps and dies. Comes in sectioned plastic case. Shipping wt. 3 lbs. 12 oz. 9 KT 5200 Set **\$25.49**



Sets with Round Dies ^{40-pc.} Set **\$32⁹⁹**

40-piece Set. 17 cuts, 17 taps, 16 adjustable 1-in. round dies, 1 solid pipe die. See table below for sizes and types of threads for taps and dies. Comes complete with adjustable guide die stock, tap-reamer wrench, tap wrench, screw pitch gauge, screwdriver. Sectioned plastic case included. Shipping wt. 4 lbs. 9 oz. 9 KT 52091 Set **\$32.99**


14-piece Set. (Not shown.) An economical set with most popular taps and dies for home, workshop, farm. 5 cuts, 5 taps, 5 adjustable round dies. Sizes and types of threads for taps and dies given in table below. Also includes one 1-in. adjustable guide stock, No. 4 tap wrench. In sectioned plastic case. Wt. 2 lbs. 5 oz. 9 KT 5205 Set **\$10.49**

Catalog No.	99 KT 5212C			9 KT 52091			9 KT 5205		
Cuts National Coarse (USS) threads	¼-20 ⅜-16 ½-13	⅝-11 ⅞-18 1-14	9/16-12 ¾-10	¼-20 ⅜-16 ½-13	⅝-18 ⅞-14 1-10	1-8 1-6 1-4	¼-20 ⅜-16 ½-13	⅝-18 ⅞-14 1-10	1-8 1-6 1-4
Cuts National Fine (SAE) threads	¼-28 ⅜-24 ½-20	⅝-18 ⅞-24 1-20	9/16-18 ¾-16	¼-28 ⅜-24 ½-20	⅝-24 ⅞-20 1-16	1-24 1-20 1-16	¼-28 ⅜-24 ½-20	⅝-24 ⅞-20 1-16	1-24 1-20 1-16
Cuts Machine Screw Threads	6-32 10-32	8-32 10-24 12-24		4-40 10-32	6-32 10-24 12-24	8-32 10-24 12-24	6-32 10-24 12-24	8-32 10-24 12-24	10-24
Pipe Thread	⅜, ½-inch			½-inch			½-inch		



13-piece Set. (Not shown.) 5 cuts, 5 taps, 5 hex dies. See table below for sizes and types of threads for both taps and dies in this set. Set includes one 1 inch adjustable guide stock, No. 4 tap wrench. Ideal for auto mechanic or hobbyist . . lets you repair threads right on the job. Comes in sectioned plastic case. 9 KT 52055—Shipping weight 2 pounds 7 ounces. Set **\$10.49**

Catalog No.	9 KT 5201		9 KT 5200		9 KT 52055	
Cuts National Coarse (USS) threads	¼-20 ⅜-16 ½-13	⅝-18 ⅞-14 1-10	¼-20 ⅜-16 ½-13	⅝-18 ⅞-14 1-10	¼-20 ⅜-16 ½-13	⅝-18 ⅞-14 1-10
Cuts National Fine (SAE) threads	¼-20 ⅜-24 ½-20	⅝-24 ⅞-20 1-16	¼-28 ⅜-24 ½-20	⅝-24 ⅞-20 1-16	¼-28 ⅜-24 ½-20	⅝-24 ⅞-20 1-16
Cuts Machine Screw Threads	4-40 10-32	6-32 10-24 12-24	8-32 10-24 12-24			
Pipe Thread	½-inch		½-inch		½-inch	



Rethreading Tools. Case-hardened steel. Restore damaged or rusted threads on bolts, etc. Counter-sunk dies start easily. Kromedge files treated to stay sharp. Taps restore internal threads.

4 Tap Set for renewing internal coarse threads. Includes 6 National Coarse (USS) taps (one each in sizes ¼, ⅝, ⅞, 1, 1½, 1¾, 2). Plastic case. 9 KT 52113—Wt. 10 oz. Set **\$3.69**
For restoring fine threads (not shown). As above, but 6 taps are National Fine (SAE). Plastic case. 9 KT 52114—Wt. 10 oz. Set **\$3.69**
5 Die Set for renewing external coarse threads. Incl. 8 National Coarse (USS) dies, (one ea. sizes ¼, ⅝, ⅞, 1, 1½, 1¾, 2). Plastic case. 9 KT 52111—Wt. 6 oz. Set **\$4.49**
For renewing fine threads (not shown). As above, but 8 dies are National Fine (SAE). Plastic case. 9 KT 52112—Wt. 6 oz. Set **\$4.49**

6 Kromedge Rethreading Files. 8½x7/16 sq. in. Plastic pouch. Wt. 8 oz.
File with 7 pitches. Use on any diameter right or left-hand threads of the following pitch: 11, 12, 13, 14, 16, 18, and 24 threads per inch. 9 KT 52116 **\$2.79**
File with 8 pitches. Use on any diameter right or left-hand threads of the following pitches: 9, 10, 12, 16, 20, 27, 28 and 32 threads per inch. 9 KT 52117 **\$2.79**

7 19-pc. Rethreading Set. Nat. Fine rethreading file . . 8 pitches: 9, 10, 12, 16, 20, 27, 28 and 32 threads per in. Nat. Coarse file . . 8 pitches: 11, 12, 13, 14, 16, 18, 20 and 24 threads per in. 8 Nat. Fine rethreading dies (¼, ⅝, ⅞, 1, 1½, 1¾, 2, 2½, 3). 8 Nat. Coarse rethreading dies (¼, ⅝, ⅞, 1, 1½, 1¾, 2, 2½, 3). Plastic case. Shipping weight 1 lb. 15 oz. 9 KT 52119 Set **\$14.99**
8 10-pc. Rethreading Die Set. Sizes ¼, ⅝, ⅞, 1, 1½ and 2 of Nat. Coarse (silver-color finish) and Nat. Fine (black finish). Plastic case. Wt. 8 oz. 9 KT 52115 Set **\$5.19**



CRAFTSMAN® Individual Taps and Dies

Size of Item	Adjustable Round Dies				Taps				Hex Dies				
	Catalog No.	Diam.	Wt.	Price	Catalog No.	Wt.	Price	Catalog No.	Wt.	Price	Catalog No.	Wt.	Price
National Coarse (USS) threads													
1/4-20	9 KT 5226	1 in.	3 oz.	\$1.09	9 KT 5222	2 oz.	59c	9 KT 5227	3 oz.	\$1.09			
5/16-18	9 KT 52260	1 in.	3 oz.	1.09	9 KT 52220	2 oz.	69c	9 KT 52270	3 oz.	1.09			
3/8-16	9 KT 52261	1 in.	3 oz.	1.09	9 KT 52221	3 oz.	79c	9 KT 52271	3 oz.	1.09			
7/16-14	9 KT 52262	1 in.	3 oz.	1.09	9 KT 52223	3 oz.	89c	9 KT 52272	3 oz.	1.09			
1/2-13	9 KT 52263	1 in.	3 oz.	1.09	9 KT 52224	3 oz.	99c	9 KT 52273	3 oz.	1.09			
5/8-12	9 KT 52264	1 1/2 in.	4 oz.	1.99									
3/4-10	9 KT 52265	1 1/2 in.	4 oz.	1.99	9 KT 52225	4 oz.	\$1.39						
	9 KT 52267	1 1/2 in.	4 oz.	1.99	9 KT 52226	5 oz.	1.69						
	9 KT 52268	1 1/2 in.	4 oz.	1.99	9 KT 52227	7 oz.	2.19						
National Fine (SAE) threads													
1/4-28	9 KT 5225	1 in.	3 oz.	\$1.09	9 KT 5221	2 oz.	59c	9 KT 5228	3 oz.	1.09			
5/16-24	9 KT 52250	1 in.	3 oz.	1.09	9 KT 52210	2 oz.	69c	9 KT 52280	3 oz.	1.09			
3/8-24	9 KT 52251	1 in.	3 oz.	1.09	9 KT 52212	3 oz.	79c	9 KT 52281	3 oz.	1.09			
7/16-20	9 KT 52252	1 in.	3 oz.	1.09	9 KT 52213	3 oz.	89c	9 KT 52282	3 oz.	1.09			
1/2-20	9 KT 52253	1 in.	3 oz.	1.09	9 KT 52214	3 oz.	99c	9 KT 52283	3 oz.	1.09			
5/8-18	9 KT 52254	1 1/2 in.	4 oz.	1.99									
3/4-18	9 KT 52256	1 1/2 in.	4 oz.	1.99	9 KT 52215	4 oz.	\$1.39						
1-16	9 KT 52257	1 1/2 in.	4 oz.	1.99	9 KT 52216	5 oz.	1.69						
1 1/4-14	9 KT 52258	1 1/2 in.	4 oz.	1.99	9 KT 52217	7 oz.	2.19						
Machine Screw Taps and Dies—all N.C. (10-32 is NF.)													
4-40	9 KT 52232	1 in.	3 oz.	\$1.09	9 KT 52192	2 oz.	49c	9 KT 5229	3 oz.	1.09			
6-32	9 KT 52235	1 in.	3 oz.	1.09	9 KT 52194	2 oz.	49c	9 KT 52290	3 oz.	1.09			
8-32	9 KT 52237	1 in.	3 oz.	1.09	9 KT 52196	2 oz.	49c	9 KT 52291	3 oz.	1.09			
10-24	9 KT 52239	1 in.	3 oz.	1.09	9 KT 52198	2 oz.	59c	9 KT 52292	3 oz.	1.09			
10-32	9 KT 5224	1 in.	3 oz.	1.09	9 KT 5220	2 oz.	59c	9 KT 52293	3 oz.	1.09			
12-24	9 KT 52240	1 in.	3 oz.	1.09	9 KT 52201	2 oz.	59c	9 KT 52294	3 oz.	1.09			

9 KT 5230—1/4-inch solid hex Pipe Die. NPT thread. Shipping wt. 3 oz. \$1.09



CRAFTSMAN® COMMERCIAL

Only \$3.19

Professional-quality Hacksaw

Cuts flush in 6 different positions. Special studs keep blade from twisting. Strong steel frame, polished and nickel-plated. Adjusts to hold 10 or 12-inch blades. Comfortable grip of linear polyethylene absorbs shock. Cuts in 4 directions. 10-inch tungsten-steel blade . . . 18 teeth per inch. CRAFTSMAN COMMERCIAL standards on page 4.
9 KT 3558—Shipping weight 2 pounds. \$3.19



\$2.49

\$1.99

CRAFTSMAN Hacksaw. Welded steel frame. . . nickel-plated. Reinforced back. Rubber handle. Cuts in 4 positions. Spring-clip lock nut stops blade from twisting. For 10 or 12-in. blades. With 10-in. blade. 18 teeth per in.
Shpg. wt. 1 lb. 14 oz.
9 KT 3562 \$2.49

Medium-duty Hacksaw. Welded steel frame. . . nickel-plated. Reinforced back. Takes 10, 12-in. blades. Pistol-grip. With 10-in. blade. . . 18 teeth per in.
9 KT 3553—Shpg. wt. 1 lb. 8 oz. . . \$1.99

Budget-priced Pistol-grip Hacksaw. (Not shown.) Reinforced back. For 8, 10, 12-in. blades. 8-in. blade (18 teeth per in.) incl. Rubber handle.
9 KT 3552—Shipping weight 1 lb. . . . 89c

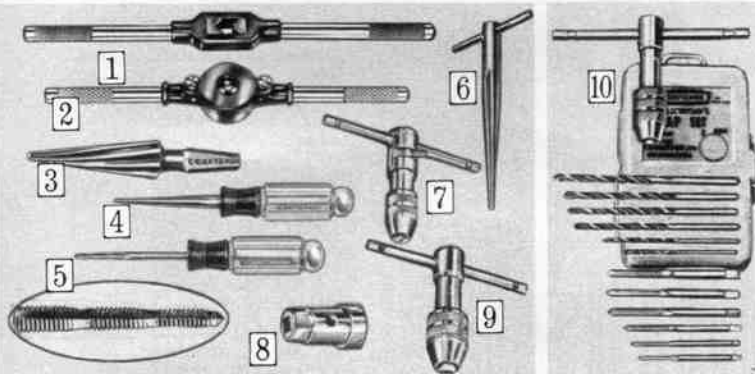


11 CRAFTSMAN Hacksaw. Cuts flush. For tight spots. Die-cast aluminum handle; uses any hacksaw blade. 10-in. blade. Wt. 12 oz.
9 KT 35481 \$2.49



12 Keyhole-type Hacksaw and extra blade. Non-shatter, flexo-back blade. . . flame-hardened teeth. For metal, wood, plastic. Molded rubber handle. 7 1/2 in. long.
9 KT 3548—Shipping weight 10 ounces. . \$1.29

Replacement Blade for above.
9 KT 3540—Shipping weight 3 ounces. . . . 29c



CRAFTSMAN® Tap and Die Accessories

- 1 Tap-and-Reamer Wrenches. Steel jaws. No. 4 Wrench. Takes 4 to 1/2 in. taps.
9 KT 5214—Shpg. wt. 10 oz. . . . \$2.59
No. 6 Wrench. Takes 1/2 to 3/4-inch taps.
9 KT 52140—Shpg. wt. 1 lb. 10 oz. . . \$4.49
- 2 Adj. Guide Die Stocks. For round dies.
9 KT 52180—For 1-in. Wt. 14 oz. . \$2.59
9 KT 52181—For 1 1/2-in. Wt. 1 lb. 14 oz. 4.49
9 KT 52185—For hex dies. Wt. 11 oz. . 2.59
- 3 Taper Reamer. Fit standard bit brace. Reams 1/4 to 1/2-in. holes. 5 3/4 in. long.
9 KT 6728—Shpg. wt. 3 oz. . . . \$1.99
Reams 1/4 to 3/8-in. holes. 4 3/4 in. long.
9 KT 6729—Shpg. wt. 5 oz. . . . 2.29
- 4 Hand Reamer. Reams 1/8 to 3/8-in. diam.
9 KT 5492—Shipping wt. 6 oz. . . . \$1.89
- 5 CRAFTSMAN Poly Tap. 3 Kromedg® tap sizes on shank (6-32, 8-32, 10-24).
9 KT 5231—Shpg. wt. 5 oz. . . . \$1.99
- 6 Taper-Reamer. Heat-treated steel. For 1/8 to 1/2-in. holes. 5 3/4 in. long.
9 KT 5479—Shpg. wt. 5 oz. . . . \$1.99

- 7 Adjustable Ratchet Tap Wrench. Hardened; centerless ground; fully polished. Self-equalizing jaws. Deep-seating teeth. Up to 1/8-inch capacity.
9 KT 4065—Shpg. wt. 12 oz. . . . \$5.29
- 8 Round-die Holder for sockets. Fits 1/2-in. socket drive. For 1-in. OD round dies.
9 KT 5237—Shpg. wt. 10 oz. . . . \$1.39
- 9 Tap Wrenches.
For 1/8 to 1/4-in. taps and machine screw taps to size 14.
9 KT 4066—Shpg. wt. 9 oz. . . . \$1.99
For 1/4 to 1/2-inch taps.
9 KT 4067—Shipping wt. 1 lb. . . . 2.99
- 10 Electrician's Tap and Drill Set. Six Kromedg machine taps (4-40, 6-32, 8-32, 10-32, 10-24, 1/2-20), plus exact high-speed drills for each; polished flutes (sizes: 43, 36, 29, 25, 21, 7). "T" handle tap wrench. Plastic case.
9 KT 5208—Shpg. wt. 10 oz. . . . Set \$5.79


CRAFTSMAN® Hacksaw Blades

Flex-rigid blades. Flexible Tungsten steel. Teeth won't strip. 5 in pkg. Made in Sweden.

Catalog Number	Length in.	Teeth per in.	Wt. oz.	Package Price
13 9 KT 65871	10	18	5	89c
13 9 KT 65872	12	18	5	99c
14 9 KT 65873	10	24	5	89c
14 9 KT 65874	12	24	5	99c
15 9 KT 65875	10	32	5	99c
15 9 KT 65876	12	32	5	99c

CRAFTSMAN COMMERCIAL Molybdenum-steel blades. Last 10 times longer than Flex-rigid. 2 in. pkg. Made in Sweden.

Catalog Number	Length in.	Teeth per in.	Wt. oz.	Package Price
9 KT 65881	10	18	4	\$1.09
9 KT 65882	12	18	4	1.29
9 KT 65883	10	24	4	1.09
9 KT 65884	12	24	4	1.29
9 KT 65885	10	32	4	1.09
9 KT 65886	12	32	4	1.29



13 For steel bars, brass, copper from 1/2 to 1-in. thickness



14 For iron pipe, medium tubing from 1/2 to 3/4-in. thickness



15 For thin metal sheets, tubing up to 1/4-in. thickness



Versatile Pickup Tools and Magnets


- 16 Pickup Tool. Push button . . . steel jaws open. Release button . . . jaws close.
9 KT 41330—12 in. long. Wt. 4 oz. . . . 99c
9 KT 41331—24 in. long. Wt. 6 oz. . . \$1.19
- 17 Flexible Magnet Pickup Tool. Coiled spring shaft nickel-plated to resist rust. With permanent magnet head. Plastic handle. Bends around corners. Over-all length 17 1/2 inches.
9 KT 4178—Shipping weight 5 oz. . . . \$1.69
- 18 5/8-inch Magnetic Pocket Tool, Stud Finder. With alnico magnet at end. Pocket clip. Handy to have around.
9 KT 4001—Shipping weight 3 oz. . . . 99c

- 19 Magnetic Pickup Tool. Extends to 26 3/4 in. Lifts up to 8 ounces. Head moves at any angle. Double ball-and-socket joint. Fits into 16 3/4-in. tool kit, etc.
9 KT 4132—Shipping weight 9 oz. . . . \$2.19
- 20 Permanent Alnico Button Magnets. Use as pickup tools. Can be used also for holding tickets and blueprints, tools, etc. Imported from England.

Catalog Number	Magnetic Pull	Size inches	Wt. oz.	Pkg. of	Pkg.
9 KT 40361	1 1/4 lbs.	3/8x1/2	5	6	\$1.99
9 KT 40362	2 3/4 lbs.	1/2x3/4	5	3	1.59
9 KT 40363	4 lbs.	5/8x1	6	2	1.69

- 21 CRAFTSMAN 3-inch Horseshoe Magnet. Lifts over 10 pounds of weight. Strong plastic frame. With permanent magnet.
9 KT 4003—Shipping weight 4 ounces. . . . 79c
- 22 Permanent Alnico Magnets. Complete with keeper. Has many lifting uses in shop or plant. Imported from England.

Catalog No.	Magnetic Pull	Actual Wt.	Shpg. wt.	Each
9 KT 4033	2 1/2 lbs.	1 oz.	3 oz.	59c
9 KT 40332	11 1/2 lbs.	2 oz.	5 oz.	\$1.29
9 KT 40334	20 lbs.	4 oz.	7 oz.	1.99
9 KT 40336	27 lbs.	6 oz.	9 oz.	2.99
9 KT 4034	32 lbs.	8 oz.	12 oz.	3.59
9 KT 40341	35 lbs.	10 oz.	15 oz.	4.99
9 KT 40342	49 lbs.	1 lb.	1 lb. 3 oz.	7.49





**Only at Sears . . . Micro-adjusting Torque Wrench
with push button that releases sockets instantly**



\$37.99

A top-professional-quality torque-limiting wrench. Dial the torque you want . . . no gauges to watch . . . you can hear and feel a signal when selected torque is reached. Patented snap-lock holds setting. Resets automatically for the next operation. Excellent for use in the dark, in blind spots, on vibrating machinery, under water or in oil.

Calibrated to measure 10 to 150 foot-pounds in clockwise direction (calibrations set in accordance with National Bureau of Standards). Ratchet is reversible for loosening nuts or bolts. Chrome-plated. 1/2-inch square drive.

Exceeds Federal Specifications GGG-W-686b, Type III, Class 2. Meets CRAFTSMAN COMMERCIAL standards . . . please see page 4.

9 KT 44441—Shipping weight 3 pounds 7 ounces . . . \$37.99

CRAFTSMAN® Torque Wrench



\$13.99

Gives exact tightening tension. 1/2-inch square drive. Tempered steel, chrome-plated. For engine-cylinder heads, bearings, spark plugs. Measure foot-pounds in either direction. Exceeds Federal Specs. GGG-W-686, Type I, Style A. With tension chart.

0 to 150 foot-pounds. For cars, trucks and tractors.
9 KT 44641—Shipping weight 2 pounds 7 ounces . . . \$13.99

0 to 100 foot-pounds. For cars and small engines.
9 KT 44481—Shipping weight 2 pounds 6 ounces . . . 11.99

0 to 50 foot-pounds and 0 to 600 inch-pounds on a dual scale. Use on transmissions, small engines (mowers, etc.). 3/8-inch square drive.
9 KT 44643—Shipping weight 1 pound 13 ounces . . . \$10.49

**No electric or air power needed to loosen
or tighten nuts, bolts or screws**

**CRAFTSMAN®
Hand Impact
Tool Set**

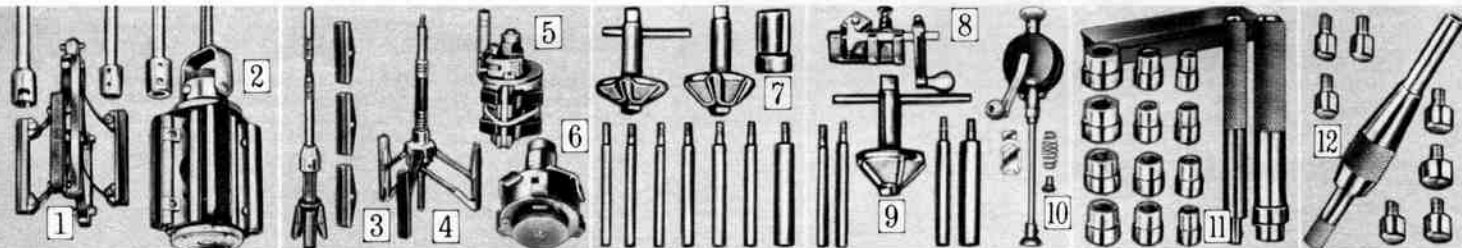
\$12.99



Hand Impact Driver Set. Rugged . . . designed and built for long, trouble-free service. Strike with hand-held hammer. Each impact turns bit up to 20°. Completely reversible . . . tightens screws, nuts, bolts, or loosens frozen ones quickly. Exerts up to 200 foot-pounds of pressure on impact.

Includes 1/2-inch square drive tool, adapter with Nos. 2 and 4 Phillips and 2 straight-slotted bits (3/8 and 1/2-in.). Use with any 1/2-inch regular or deep impact socket. Plastic storage pouch.

Shipping weight 2 pounds 2 ounces.
9 KT 47634 . . . Set \$12.99



1 CRAFTSMAN Burnishing Hone. For 2 1/16 to 4 1/4-in. diameter cylinders. Use with 1/2-in. electric drill or drill press. 2 stones, 2 pads are included with hone.
9 KT 4679—Wt. 2 lbs. 2 oz. . . \$12.99
Pads, Stones. For above. Set of 4.
9 KT 4680—Wt. 6 oz. . . Set \$4.99

2 CRAFTSMAN Cylinder Grinder. For 2 1/16 to 4 1/4-in. diameter cylinders. For trucks, cars. 2 stones, 2 pads. 2 sets stone carriers, drive collar; shank, extension. For 1/2-in. drill, drill press.
9 KT 4681—Shpg. wt. 7 lbs. \$69.95
Coarse Stones*, 2 stones, pads.
9 KT 4684—Wt. 6 oz. . . Set \$5.95
Fine Stones*. Set of 2 stones, pads.
9 KT 4685—Wt. 6 oz. . . Set \$5.95
*Only for use with 9KT4681 above.

3 Brake Cylinder Surfacing Hone. 3/4 to 1 1/2 in. For 1/2-in. drill. Stones: 1 set; flexible shaft.
9 KT 4655—Shipping weight 4 ounces . . . \$7.99
Replacement Stones for above. 2 sets, 3 stones ea.
9 KT 4659—Shpg. wt. 4 oz. . . Pkg. of 2 sets \$3.79
Replacement Springs. Set screws, wrench.
9 KT 4660—Shipping weight 1 ounce . . . Pkg. 1.49

4 CRAFTSMAN Cylinder Surfacing Hone. 2 to 7-in. range. For cars, trucks. No oversizing. Use with 1/4, 3/8, 1/2-in. drill. With three stones.
9 KT 4638—Shipping weight 2 lbs. 2 oz. . . \$14.99
Replacement Stones, 280 grit. Package of 3.
9 KT 46381—Shipping weight 6 oz. . . Pkg. 4.99

5 Cylinder Wall Ridge Reamer. For canted blocks; short stroke motors, piston in place; 3 to 4 1/2-in. diameter chamfered or straight cylinder.
9 KT 4712—Shipping weight 1 lb. 14 oz. . . \$13.99

6 Super Range Cylinder Ridge Reamer. Cutting range 2 1/32 to 4 1/16 inches.
9 KT 4721—Shipping weight 2 lbs. 6 oz. . . \$7.49

7 Valve Seat Refacer Set. Use abrasive discs 7 below. For Ford, Merc., Ply., Dodge, many other with hardened insert valve seats.
9 KT 4639—Shipping weight 2 lbs. 4 oz. Set \$5.49
Abrasive Discs for above, 6 fine, 6 coarse grit.
9 KT 4640—Shipping weight 3 ounces. Pkg. \$1.39

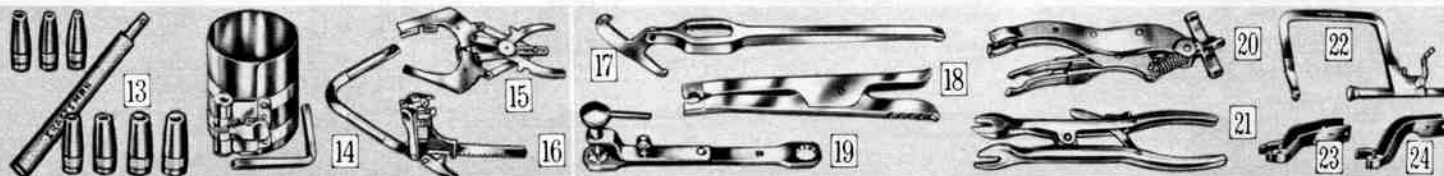
8 Valve Refacing Tool. Formed washer for Chevrolet valves. Carboly cutter.
9 KT 47092—Shipping weight 1 lb. 12 oz. . . \$3.99

9 Valve Seat Reamer Set. For engines with 45° cast-iron valve seats 1 to 2 inches, including GM cars except Chevrolet.
9 KT 4637—Shpg. wt. 1 lb. 7 oz. . . Set \$3.29
Set for Chevrolet, 1953-68 except on Hi-Performance 348, 396, 409 and 427-cu. in. engines.
9 KT 46492—Shpg. wt. 2 lbs. 2 oz. . . Set \$4.79

10 Valve Grinder. Interchangeable cups for use on valves on all gas engines.
9 KT 47041—Shipping weight 2 lbs. 2 oz. . . \$3.39

11 CRAFTSMAN 15-pc. Bushing Driver Set. 13 bushing collars (9/16 to 1 3/8-in. inside; 3/8 to 1 1/4-in. outside diameter); 2 driving handles. Install, remove bushings. Metal case.
Shpg. wt. 4 lbs. 2 oz.
9 KT 4707 . . . Set \$10.99

12 CRAFTSMAN Clutch Aligning Tool. 7 dual pilots plus tool give 8 diameters: .590, .612, .624, .668, .749, .786, .808 and .984 inch. 9 inches long.
Shpg. wt. 2 lbs. 6 oz.
9 KT 4728 . . . Set \$5.99



13 CRAFTSMAN 8-piece Gasket Punch Set. Cuts holes in gaskets, rubber hose. Not for metal. 7 punches: 1/4, 3/16, 3/8, 1/2, 5/8, 3/4 and 7/8-in. Handle fits all punches. Meets Federal Specifications GGG-P-831a.
9 KT 3635—Wt. 1 lb. 8 oz. Set \$5.99

14 CRAFTSMAN Ratchet-type Piston-ring Compressor. For cars, small trucks. Takes 4 rings at one time. 2 3/8 to 5-inch diameter. 3 1/2 inches deep for late-model cars. Self-locking. Spring-steel band. Key wrench.
9 KT 4716—Shpg. wt. 14 oz. \$2.49

15 Piston Ring Expander. Remove or install rings 2 3/4 to 4 1/4-inch diameter. Expander jaws grasp sides of ring, hooks engage points. Ring expands front, back and sidewise.
Shipping weight 12 oz.
9 KT 4661 . . . \$2.39

16 Piston Groove Cutter and Cleaner. For pistons up to 5 inches. Change depth of cut by turning knurled screw. Five points for grooving; one for trimming lands . . . all in one blade.
Shipping wt. 1 lb. 2 oz.
9 KT 4720 . . . \$5.49

17 Overhead Valve Lifter. For valve-in-head motors. Off-set pivot pin, 14 inches long.
9 KT 4558—Wt. 1 lb. 2 oz. . . \$2.69

18 Magnetic Key Inserter. Permanent magnets. Keys held by jaws of non-magnetic spring levers . . . stainless steel. Replaceable split-valve keys.
9 KT 4671—Wt. 6 oz. . . \$2.29

19 Tappet Adjusting Tool. 12-point wrench engages tappet lock nut. Screwdriver of swivel arm engages adjusting screw. For Buick, Chevrolet, Ford-V-8, Lincoln, Mercury. 3/16, 3/8-inch openings.
9 KT 4557—Wt. 12 oz. . . \$2.19

20 "Little Shorty" Screw-type Valve Lifter. Hi-offset type for under fender use. For late-model L-head engine (with manifold on). Jaws of spring steel. Sturdy steel handle lets you get a good grip. Upper jaws can be adjusted. 8 1/2 inches long. Parallel lift 2 3/4 inches.
Shipping weight 1 lb. 5 oz.
9 KT 4559 . . . \$3.29


21 Valve Lifter. 10 inches long. Convenient self-locking catch. Can be used for most engines.
Shipping weight 14 ounces.
9 KT 4650 . . . \$1.29

22 CRAFTSMAN Valve-444 spring Compressor. Vertical-lift type. 9x11-in. frame 10 1/2-in. capacity. No. 1 straight spring steel jaws. Automatic lock . . . holds any position. Ratchet crank.
Shpg. wt. 6 lbs. 7 oz.
9 KT 4695 . . . \$6.99

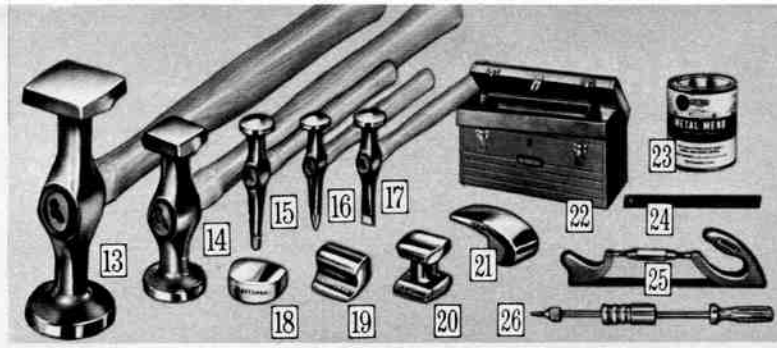
23 Replacement Jaws for 22 above. No. 5 Offset Jaws. For Plymouth, Dodge, Chrysler. Valiant. Wt. 6 oz.
9 KT 4699 . . . Pair \$1.39

24 No. 2 Offset Jaws. For GM and Continental engines. Fits (22) only.
9 KT 4697—Wt. 6 oz. Pair 99c

Automotive Tools



- 1 CRAFTSMAN Go-no-go Gauge.** 15 blades; each with 2 thicknesses. .006-.008 through .020-.022 inch. Precision-ground blades for go-no-go settings and adjustments. For valve and tappet clearance, general use. Shipping weight 5 ounces. 9 KT 40803.....\$1.99
- 2 CRAFTSMAN Offset Gauge.** 26 blades. 45° offset for easy adjustment of valve tappets on V-engines. .005 to .030 inch. Shipping weight 8 ounces. 9 KT 40802.....\$2.79
- 3 CRAFTSMAN Ignition Gauge.** 14 leaf gauges; .012 to .032 inch thick. 8 sparkplug-gap gauges; .022 to .040 inch thick. Electrode straightener. Plastic case. Shipping weight 4 ounces. 9 KT 40801.....\$1.79
- 4 15-leaf Thickness (Feeler) Gauge.** 3 5/16-inch blades. .003 to .018 inch (.003 to .015 with the blades combined). 9 KT 4058—Shpg. wt. 4 oz.....69c
- 9-leaf; ea. 3-in. .002 to .025 in.** 9 KT 4052—Shpg. wt. 4 oz.....59c
- CRAFTSMAN 25-leaf Thickness (Feeler) Gauge.** (Not shown.) 3 5/16-inch blades. .0015 to .035 in. 9 KT 40804—Shpg. wt. 6 oz.....\$1.99
- 5 CRAFTSMAN Thickness (Feeler) Gauge.** 3-in. leaves taper to 1/2-in. width. 26 leaves; .0015 to .025 in. Locking device.* 9 KT 4094—Shpg. wt. 6 oz.....\$5.99
- 6 Spark-plug Gap Gauge.** 8 wire gauges to measure spark-gap. Electrode adjuster. 9 KT 4075—Shpg. wt. 4 oz.....49c
- *Meet Fed. Specs. GGG-G-17a, Type VIII, Class I, Style A.
- 7 CRAFTSMAN Thickness Gauge.** 26 leaves; 3 1/16 inch each. .0015 to .025 inch; up to 3.280 inch with all leaves*. 9 KT 4057—Shpg. wt. 5 oz.....\$4.99
- 8 Distributor Brush.** Removes rust and dirt. Steel. Plastic handle. 9 KT 47696—Shpg. wt. 4 oz.....\$1.59
- 9 CRAFTSMAN Spark-testing Screwdriver.** Neon bulb lights in handle. 9 in. long. 3/4-in. tip. 9 KT 4124—Shpg. wt. 7 oz.....\$1.29
- 10 Carburetor-Distributor Adjustment Tool.** Two hardened steel bits (1/2-in. hex bit for Delco external adjustment distributors; standard screwdriver bit.) High-impact plastic handle. Magnetized holder. Non-kink cable. 18 1/2 in. 9 KT 47715—Shpg. wt. 9 oz.....\$5.69
- 11 Spark-plug Wrench.** Double-end; fits 1 3/16, 1 1/8-inch hex sizes; for 14 mm, 10 mm plugs. 9 KT 45931—Shpg. wt. 5 oz.....19c
- Single-end. Fits 1 3/16-inch hex size; for 14 mm plugs. 9 KT 45935—Shpg. wt. 9 oz.....39c
- 12 Distributor Wrenches.** 12-point opening. Offset design permits easy access to mounting bolt. Steel alloy heat-treated, cadmium plated. For Buick, Pontiac, Oldsmobile only. 9/16-inch opening. 9 KT 47743—Shpg. wt. 12 oz.....\$2.50
- For Chrysler-built cars; IHC trucks with V-8 engines only. 1/2-in. opening. 9 KT 47744—Shpg. wt. 15 oz.....\$2.50
- For Chevrolet. 9/16-in. opening. 9 KT 47745—Shpg. wt. 12 oz.....\$2.50
- Ford and Merc. 1/2-in. opening. 9 KT 47746—Shpg. wt. 12 oz.....\$2.50

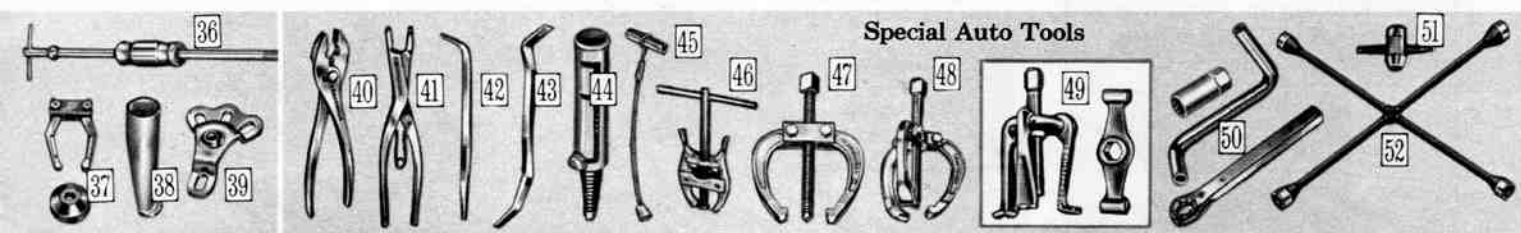


CRAFTSMAN® Body and Fender Tools

- 10-pc. Set, 1 ea. of (13 thru 22). Separately total \$47.80. Save \$5.81. 99 KT 45881 C—Wt. 26 lbs.....Set \$41.99
- 13 Bumping Hammer.** 1 1/2-in. square. 1 1/2-in. round faces. 5-in. head. 9 KT 4551—Wt. 1 lb. 7 oz.....\$3.99
- 14 Light Bumping Hammer.** 3/4-in. sq., 1 3/16 in. round faces. 3 3/4-in. head. 9 KT 4554—Shpg. wt. 14 oz.....\$3.49
- 15 Blunt Pick Hammer.** 1 1/2-in. face. 3-in. long point. 5 1/2-in. head. 9 KT 4553—Shpg. wt. 1 lb.....\$3.99
- 16 Pick and Finishing Hammer.** 1 1/2-in. face. 2 3/4-in. pick. 5 1/2-in. head. 9 KT 4556—Shpg. wt. 1 lb.....\$3.99
- 17 Cross Pein Hammer.** 3x3/4-in. cross pein. 1 1/2-in. face. 5-in. head. 9 KT 4552—Shpg. wt. 1 lb. 2 oz.....\$3.99
- 18 Heel Dolly.** Use for shrinking work. 9 KT 4562—Wt. 2 lbs. 13 oz.....\$3.99
- 19 Universal Dolly.** 2 beading surfaces. A basic tool of many uses. 9 KT 4561—Shpg. wt. 3 lbs. 7 oz.....\$5.19
- NOTE: Hammers (13 through 17) have drop forged head; 12-in. handles.
- 20 Combination Dolly and Spoon.** Use for roof-rail work. 9 KT 4563—Shpg. wt. 3 lbs. 8 oz.....\$4.99
- 21 All-purpose Dolly.** Eight molding, head-working surfaces. 3 in. high. 9 KT 4565—Shpg. wt. 3 lbs. 12 oz.....\$5.19
- 22 Mechanic's Tool Box.** 20x8 1/2 x 9 1/2 in. 22-gauge steel with gray baked enamel-finish. Plastisol-coated steel handle. Three-section lift-out tote tray. Two heavy drawbolts, hasp, padlock eye. 99 KT 6512 C—Shipping wt. 12 lbs.....\$8.99
- 23 CRAFTSMAN Metal Mend.** Plastic compound for use as auto body filler. Dries hard. No heat required. 9 KT 45741—8 oz. Wt. 13 oz.....Can 79c
- 9 KT 45742—32 oz. Wt. 2 lbs. 7 oz. Can \$1.69
- 24 CRAFTSMAN Kromedge® 14-inch Car Body File.** Fits holder below. 9 KT 3114—Shpg. wt. 14 oz.....\$3.99
- 25 CRAFTSMAN Adjustable File Holder.** For concave, convex or straight filing. Aluminum. (No file.) 9 KT 3113—Wt. 1 lb. 15 oz.....\$5.99
- 26 Dent Puller.** NOT CRAFTSMAN. 17 inches long. Pyraline handle grip and contour slide hammer grip. Screw into surface, pull out dent, fill hole with Metal Mend (23). 9 KT 4570—Shpg. wt. 3 lbs. 3 oz.....\$5.49



- 27 CRAFTSMAN Pump Oiler.** 1-quart. 11-in. detach. spout. Alum. finish. 9 KT 5586—Shpg. wt. 1 lb. 14 oz.....\$3.99
- (28 thru 30) CRAFTSMAN Trigger Oilers. 1-piece domes, plunger handles. Detachable spouts. Leakproof. Nickel-plated.
- | Cat. No. | Size | Spout | Wt. | Each |
|----------------|-------|-----------|--------|--------|
| (28) 9 KT 5583 | 1 pt. | 6 in. | 12 oz. | \$2.99 |
| (29) 9 KT 5581 | 6 oz. | 6 in. | 10 oz. | 1.99 |
| (30) 9 KT 5580 | 4 oz. | 4 1/2 in. | 7 oz. | 1.69 |
- 31 CRAFTSMAN Pump Oiler.** Nickel-plated. Force-fed. 1-piece dome, seamless bottom. 7-inch spout is detachable. Capacity 3/8 pint. 9 KT 5582—Shpg. wt. 14 oz.....\$2.19
- 32 Flexible Steel Spouts.** Interchangeable. For oilers (28 thru 31); all listed and illustrated at left. 9 KT 5584—6 1/2 in. Shpg. wt. 2 oz.....59c
- 9 KT 5585—13 in. Shpg. wt. 3 oz.....99c
- 33 Household Oiler for light duty work.** 1-oz. capacity. 4 1/2-in. spout with bent tip. 9 KT 5575—Shpg. wt. 3 oz.....25c
- 34 Household Oiler.** Full. 10-ounce capacity. 4-inch spout. 9 KT 5578—Shpg. wt. 8 oz.....59c
- 35 Non-corrosive Oil.** Light-duty for general household use. In 1-qt. can. 9 KT 55941—Wt. 2 lbs. 7 oz.....Can 89c




Special Auto Tools

- 36 CRAFTSMAN Slide Hammer.** Use with 5 access. below. 24 in. long. 9 KT 4696—Wt. 4 lbs. 14 oz.....\$4.99
- 37 2-jaw Reversible Puller.** Capacity 1 1/2 to 4 1/2 inches outside; 1 1/4 to 3 3/4 inches inside. 9 KT 46961—Wt. 1 lb. 14 oz.....\$7.99
- 3-jaw Conversion Kit.** Convert (37) to 3-jaw puller. Capacity 1 1/2 to 4 1/2 inches outside; 1 1/8 to 4 3/4 in. inside. 9 KT 46962—Wt. 1 lb. 2 oz.....Kit \$3.99
- 38 Seal Hook.** Pulls seals, bearings. 9 KT 46964—Wt. 6 oz.....\$1.99
- 39 Axle Puller.** For flange rear axles (studs to 9/16-inch diameter); 4, 5 or 6-bolt circle 5 7/8 inch. 9 KT 46963—Wt. 1 lb. 10 oz.....\$7.99
- Adapter. Adapts (39) with (49). 9 KT 46965—Wt. 10 oz.....\$1.69
- 40 Hose Clamp Pliers.** Forged alloy steel; chrome-plated. Right angle and straight slots. 8 inches long. 9 KT 4733—Shpg. wt. 12 oz.....\$2.79
- 41 Lock-ring Pliers.** Spread lock rings on brakes, transmissions, etc. 8 1/2 in. long. . . open to 1 1/4 in. 9 KT 4735—Shpg. wt. 10 oz.....\$2.49
- 42 Chevrolet Brake Adjusting Tool.** For Bendix-type brakes. 8 in. long. 9 KT 4736—Shpg. wt. 6 oz.....79c
- 43 Brake Adjusting Tool.** Adjusts star reel through drum slot. Drop-forged alloy steel; chrome-plated. 3/8 in. wide. 1/2-in. blade. 9 1/2 in. long. 9 KT 4740—Shpg. wt. 8 oz.....\$1.19
- 44 Terminal Clamp and Post Cleaner.** Stainless steel spring-wire cutters. Acid-resistant plastic case, body. 9 KT 47633—Shpg. wt. 7 oz.....\$2.19
- 45 Valve Fishing Tool.** Threaded cap. 9 KT 4738—Shpg. wt. 4 oz.....39c
- 46 Battery Terminal-clamp Lifter.** 9 KT 47146—Wt. 1 lb. 2 oz.....\$4.19
- 47 CRAFTSMAN forged Gear Pullers.**
- | Cat. No. | Jaw spread in. | Reach in. | Shpg. wt. lbs. oz. | Price |
|------------|----------------|-----------|--------------------|--------|
| 9 KT 46941 | 0 to 3 | 2 1/4 | 12 | \$4.99 |
| 9 KT 46901 | 0 to 5 1/2 | 3 1/4 | 12 | 6.49 |
| 9 KT 46911 | 0 to 8 | 5 1/2 | 3 | 10.99 |
| 9 KT 4692 | 0 to 10 | 8 3/8 | 9 | 18.99 |
- 48 CRAFTSMAN 3-jaw Gear Puller.** 0 to 5 1/2-inch reach. 3 1/4 inches. 9 KT 46902—Wt. 2 lbs. 2 oz.....\$10.99
- 49 CRAFTSMAN 3-arm Universal Wheel Hub Puller and Striking Wrench Set.** For hubs to 7 3/8 inches. 9 KT 46642—Wt. 10 lbs. 8 oz.....Set \$19.99
- 50 Shock Absorber Service Set.** Steel socket, handle, wrench. To remove or install shock absorbers. Socket holds nut, wrench fits over pin to keep from turning. 9 KT 46966—Wt. 1 lb. 10 oz. Set \$8.99
- 51 Tire Valve Tool.** Removes core. Re-threads inside, outside stem. 9 KT 4705—Wt. 3 oz.....29c
- 52 Cross-rim Wrench.** 18-inch arms; 9/16-inch diameter; 3/4, 13/16, 7/8, 15/16 in. openings. Black oxide finish. Shipping weight 3 lbs. 7 oz. 9 KT 44896.....\$2.99
- As above. 22-inch arms; 9/16-in. diameter, 3/4-inch, 13/16-inch, 7/8-inch, 15/16-inch openings. 9 KT 44897—Wt. 3 lbs. 14 oz.....\$3.99

CRAFTSMAN® Industrial-quality Wrenches

Special "Super-Tuff" molybdenum alloy drop forged under as much as 2½ tons pressure to produce an extra-dense steel of enormous strength. Heat treated in modern controlled furnaces. Chrome-plated to resist rust.



5-piece Open-end Set **\$579**

1 5-piece Set. 5 sizes from ¼x⅞ to ¾x⅜. Exceeds Fed. Specs. GGG-W-636d. Type IV. Metal clip.
9 KT 4453—Wt. 1 lb. 11 oz. Set \$579

6-piece Set. Opening sizes: ⅜x⅞, ½x⅞, ⅝x⅞, ¾x⅞, ⅞x⅞, 1⅞x⅞ in. Plastic pouch.
9 KT 4455—Wt. 2 lbs. 7 oz. Set \$799

9-piece Set. 9 sizes below, from ¼x⅞ to 1½x⅞ in. Pouch.
9 KT 4466—Wt. 4 lbs. Set \$12.89

Individual Open-end Wrenches				
Catalog Number	Opening size, in.	Shpg. wt. lbs.	oz.	Each
9 KT 44571	¼ x ⅞	3	89c	
9 KT 44572	⅜ x ⅞	3	99c	
9 KT 44580	½ x ⅞	5	\$1.19	
9 KT 44581	⅝ x ⅞	7	1.39	
9 KT 44582	¾ x ⅞	8	1.59	
9 KT 44583	⅞ x ⅞	10	1.79	
9 KT 44584	1 x ⅞	10	1.99	
9 KT 44585	1 ¼ x ⅞	14	2.39	
9 KT 44586	1 ½ x ⅞	1	3.19	
9 KT 44587	1 ¾ x ⅞	2	4.99	
9 KT 44588	1 ⅞ x ⅞	5	6.69	
9 KT 44589	2 x ⅞	2	14.79	

UNCONDITIONAL GUARANTEE: If any Craftsman Wrench on this page fails to give full satisfaction, it will be replaced free of charge upon return (void if used in rental service).

6-piece Combination Set **\$749**

2 6-pc. Set. Open-end and 12-pt. box-end openings. Ends offset at 15°. ⅞, 1, 1 ¼, 1 ½, 1 ¾, 2 in. 5¼ to 9¾ in. long. Exceeds Fed. Specs. GGG-W-636d, Type III. Plastic pouch.
9 KT 4462—Wt. 1 lb. 12 oz. Set \$749

10-piece Set. ⅞, 1, 1 ¼, 1 ½, 1 ¾, 2 in. Plastic pouch.
9 KT 4496—Shpg. wt. 4 lbs. Set \$14.99

14-piece Set. ⅞, 1, 1 ¼, 1 ½, 1 ¾, 2 in. In fitted plastic tool roll.
9 KT 4494—Wt. 9 lbs. Set \$28.99

Individual Combination Wrenches				
Catalog Number	Opening size	Length	Wt. lbs. oz.	Each
9 KT 44690	¼ in.	3 ½ in.	3	89c
9 KT 44691	⅜ in.	4 in.	3	99c
9 KT 44692	½ in.	4 ½ in.	3	\$1.09
9 KT 44693	⅝ in.	4 ½ in.	3	1.09
9 KT 44694	¾ in.	5 ½ in.	4	1.19
9 KT 44695	⅞ in.	6 in.	5	1.29
9 KT 44696	1 in.	6 ½ in.	5	1.39
9 KT 44697	1 ¼ in.	7 ½ in.	7	1.49
9 KT 44698	1 ½ in.	8 ½ in.	7	1.69
9 KT 44701	1 ¾ in.	9 ½ in.	9	1.79
9 KT 44702	1 ⅞ in.	10 ½ in.	10	1.99
9 KT 44703	2 in.	11 ½ in.	11	2.19
9 KT 44704	1 ½ in.	12 ½ in.	14	2.49
9 KT 44705	1 ¾ in.	13 ½ in.	1	2.79
9 KT 44706	1 ⅞ in.	14 ½ in.	1	3.69
9 KT 44707	2 in.	15 ½ in.	1	4.29
9 KT 44708	1 ¼ in.	16 ½ in.	1	5.19
9 KT 44709	1 ½ in.	17 ½ in.	1	6.39

6-piece Box-end Set **\$899**

3 6-piece Set. Countersunk 12-pt. openings. Fit nut quickly. Ends offset at 15° angle. Plastic pouch, ⅞x⅞, 1x⅞, 1 ¼x⅞, 1 ½x⅞, 1 ¾x⅞, 2x⅞ in. 7 ¾ to 14 ½ inches long. Exceeds Federal Specifications GGG-W-636d, Type I.
Shipping weight 2 lbs. 5 oz.
9 KT 4461—Set \$899

11-piece Set. Opening sizes: ⅞x⅞, 1x⅞, 1 ¼x⅞, 1 ½x⅞, 1 ¾x⅞, 2x⅞, 2 ¼x⅞, 2 ½x⅞, 2 ¾x⅞, 3x⅞, 3 ½x⅞, 4x⅞ in. 1 ¼ to 17 inches long. Complete with convenient plastic pouch for storage and carrying ease.
Shipping weight 5 pounds 2 ounces.
9 KT 4340—Set \$20.99

Individual Box-end Wrenches				
Catalog Number	Opening size, in.	Length, inches	Shpg. wt. lbs. oz.	Each
9 KT 43919	¼ x ⅞	5 ½	3	99c
9 KT 43920	⅜ x ⅞	7 ¾	4	\$1.09
9 KT 43921	½ x ⅞	8 ¾	5	1.29
9 KT 43923	⅝ x ⅞	8 ¾	5	1.39
9 KT 43924	¾ x ⅞	9 ¾	6	1.49
9 KT 43925	⅞ x ⅞	10 ¾	7	1.59
9 KT 43926	1 x ⅞	10 ¾	7	1.69
9 KT 43927	1 ¼ x ⅞	11	8	1.89
9 KT 43928	1 ½ x ⅞	12	10	2.09
9 KT 43929	1 ¾ x ⅞	14 ½	13	2.69
9 KT 43934	1 ½ x 1 ¼	15 ¼	1	4.19
9 KT 43935	1 ¾ x 1 ½	17	1	5.69
9 KT 43936	1 ⅞ x 1 ¾	19	2	7.49
9 KT 43937	2 x 1 ¾	22 ½	3	10.39



CRAFTSMAN® VARIABLE-SIZE Nut Driver
\$4.99

Adjusts to a wide range of nut and bolt sizes (hex nuts: ¼ through ⅞ inch; hex head bolts: No. 6 through ¼-inch diameter).

Holds nuts and bolts for easy starting and removal when working in tight places. Locks positively with exclusive patented device.

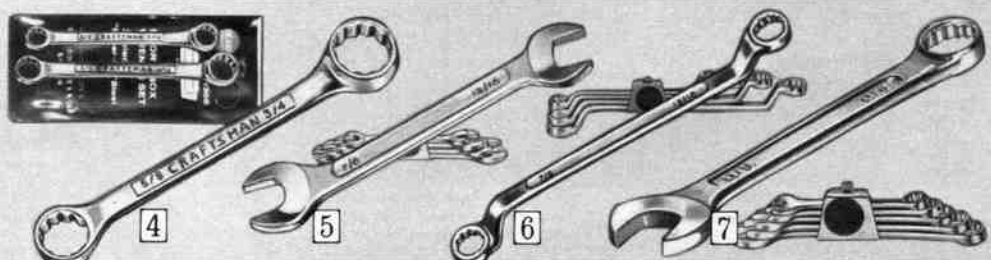
Grips tighter the harder you turn. Shockproof, virtually indestructible butyrate plastic handle... fluted and shaped for firm grip.
9 KT 41991—Wt. 11 oz. \$4.99



7-piece Nut Driver Set

CRAFTSMAN. With hardened sockets. Meet Fed. Specs. GGG-W-641d. Shock-proof plastic handles; hollow shanks. Fit hex nuts. Chrome-plated. 1 each of sizes below. Plastic pouch.
9 KT 4196—Wt. 1 lb. 8 oz. Set \$7.79

Individual Nut Drivers				
Catalog Number	Size in.	Nut size	Wt. oz.	Each
9 KT 41970	¼	2-3	5	\$1.19
9 KT 41971	⅜	4	5	1.19
9 KT 41972	½	5-6	5	1.19
9 KT 41973	⅝	8	5	1.19
9 KT 41974	¾	10	5	1.29
9 KT 41975	⅞	12-¼	6	1.39
9 KT 41976	1	¼	6	1.39



3-piece Short Box-end Set

4 CRAFTSMAN. Off-set heads: short length for work on manifolds, starters, etc. 12-point openings. Drop-forged "Super-Tuff" molybdenum alloy steel. Chrome-plated. 3-piece set of sizes listed below. Exceed Fed. Specs. GGG-W-636d. Handy plastic pouch.
9 KT 4365—Shipping weight 8 oz. Set \$31.19

Individual Short Box-end Wrenches				
Catalog No.	Size (in.)	Length (in.)	Wt.	Each
9 KT 43860	⅞x⅞	4 ½	3 oz.	99c
9 KT 43861	1x⅞	5 ½	4 oz.	\$1.19
9 KT 43862	1 ¼x⅞	6	5 oz.	1.29

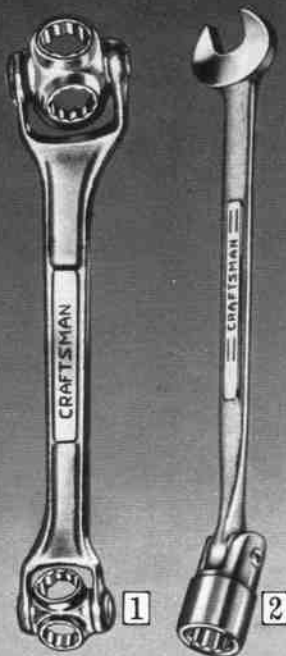
COMPANION® carbon-steel Wrenches

(5 thru 7) Drop-forged high-carbon steel. Heat treated and hardened for long service. Chrome-plated to resist rust. Convenient metal storage clip comes with each set.

5 5-piece Open-end Set. Sizes: ¼x⅞ inch to 1 ½x⅞ inch.
9 KT 4360—4 to 7 ¾ in. long. Shpg. wt. 1 lb. 1 oz. Set \$3.49

6 5-pc. Box-end Set. 45° off-set heads to clear obstructions. ⅞ to 1 ½ in. long. Shpg. wt. 2 lbs. 2 oz.
9 KT 4381—Set \$3.59

7 6-piece Combination Set. Same size openings at both ends. ⅞ to 1 ½-inch openings. 4 ¾ to 8 in. long. Shpg. wt. 1 lb. 5 oz.
9 KT 4390—Set \$3.59



CRAFTSMAN®
8-in. Wrench **\$4.69**

1 Eight 12-pt. openings: $\frac{1}{16}$, $\frac{3}{16}$, $\frac{1}{8}$, $\frac{9}{32}$ -inch (small head); $\frac{5}{16}$, $\frac{1}{4}$, $\frac{3}{8}$ -inch (large head). **2** Swivel heads. Ease of adjustable wrench . . . grip of box-end wrench . . . range of socket wrench. 9 in. long. **9 KT 4407**—Shipping wt. 1 lb. 3 oz. \$4.69

CRAFTSMAN®
Combination Wrenches **\$1.99**
 $\frac{1}{2}$ -in.

2 Open-end and Socket Type. 12-point swivel socket for hard-to-get-at places. Chrome-plated for rust-resistance. Drop-forged.

6-pc. Set. Sizes below except $\frac{1}{16}$, 1. Shipping weight 2 lbs. 3 oz.
9 KT 4255 Set **\$15.49**

Catalog Number	Size (in.)	Length (in.)	Shpg. wt. lb. oz.	Each
9 KT 42540	$\frac{3}{8}$	7 $\frac{1}{4}$	5	\$1.99
9 KT 42541	$\frac{7}{16}$	7 $\frac{1}{4}$	6	2.59
9 KT 42542	$\frac{1}{2}$	8 $\frac{1}{4}$	6	2.99
9 KT 42543	$\frac{9}{16}$	8 $\frac{1}{4}$	7	3.19
9 KT 42545	$\frac{5}{8}$	9 $\frac{1}{4}$	9	3.39
9 KT 42547	$\frac{11}{16}$	9 $\frac{3}{4}$	10	3.59
9 KT 42546	$\frac{3}{4}$	10 $\frac{1}{4}$	11	3.89
9 KT 42548	1	10 $\frac{1}{4}$	12	4.49



5-piece Set **\$9.59**

CRAFTSMAN® Ratcheting Box-end Wrenches

Exclusive design . . . tough Lexan® polycarbonate shroud adds strength . . . keeps out dirt by enclosing the mechanism. Polished and chrome-plated. 12-pt. openings. With pouch.

5-pc. Set. One each of sizes below.
9 KT 4368—Wt. 2 lbs. 10 oz. . . . Set **\$9.59**

Cat. No.	Size, in.	Length	Wt.	Each
9 KT 43681	$\frac{1}{4} \times \frac{3}{16}$	4 $\frac{3}{4}$ in.	5 oz.	\$1.69
9 KT 43682	$\frac{3}{8} \times \frac{1}{8}$	6 $\frac{1}{2}$ in.	8 oz.	1.89
9 KT 43683	$\frac{1}{2} \times \frac{1}{8}$	7 $\frac{1}{2}$ in.	9 oz.	2.09
9 KT 43684	$\frac{5}{8} \times \frac{1}{8}$	8 $\frac{1}{2}$ in.	11 oz.	2.39
9 KT 43685	$\frac{3}{4} \times \frac{1}{8}$	10 in.	15 oz.	2.69

25% stronger than Federal Specifications* require!

CRAFTSMAN®
Adjustable-end Wrench

Jaw does not protrude at top in closed position . . . helps prevent jamming



Forged alloy steel . . . milled and hardened jaws . . . oversized knurl speeds opening and closing

Top industrial quality. True hex shape at any jaw position for firm grip. Thin head gets in tight spots. Stainless steel knurl spring. Chrome plated. (*Federal Specifications GGG-W-63lb.)

Cat. No.	Size	Capacity	Shpg. wt.	Each
9 KT 44650	4 in.	$\frac{1}{2}$ -in.	4 oz.	\$2.79
9 KT 44651	6 in.	$\frac{3}{4}$ -in.	6 oz.	2.99
9 KT 44652	8 in.	$\frac{7}{8}$ -in.	11 oz.	3.49
9 KT 44653	10 in.	1 $\frac{1}{8}$ -in.	1 lb.	4.29
9 KT 44654	12 in.	1 $\frac{3}{8}$ -in.	1 lb. 12 oz.	6.29
9 KT 44655	15 in.	1 $\frac{3}{4}$ -in.	3 lbs. 7 oz.	7.99

3-pc. Set. 6, 8, 10-in. sizes. Plastic pouch.
9 KT 44658—Shpg. wt. 2 lbs. Set **\$9.49**

Versatile Adjustable-end Wrenches


3 COMPANION. Made of drop forged alloy steel. Milled jaws. Face and the outside edge of handle are polished. Made in Japan. Chrome-plated to resist rust.

Catalog Number	Lgh. in.	Opens in.	Shpg. wt. lb. oz.	Each
9 KT 30870	6	$\frac{3}{4}$	7	\$1.49
9 KT 30871	8	$\frac{7}{8}$	10	1.99
9 KT 30872	10	1 $\frac{1}{8}$	14	2.49
9 KT 30873	12	1 $\frac{1}{2}$	17	3.49

4 General-duty Adjustable Wrench. Rugged alloy steel. Zinc-plated finish to resist rust and corrosion. Milled jaws for a firm grip.

9-inch. Opens 2 $\frac{3}{4}$ inches.
9 KT 44490—Wt. 13 oz. \$2.29

11-inch. Opens 2 $\frac{3}{4}$ inches.
9 KT 44491—Wt. 1 lb. 11 oz. 2.99



Auto Ignition Wrench Sets . . . Midget Sets


5 CRAFTSMAN 8-piece Open-end Ignition Wrench Set. 15° and 80° angle heads; same opening at both ends. Includes: sizes $\frac{1}{32}$, $\frac{1}{16}$, $\frac{1}{8}$, $\frac{9}{32}$, $\frac{5}{16}$, $\frac{1}{4}$, $\frac{3}{8}$ and $\frac{1}{2}$ inch. Lengths: 2 $\frac{1}{16}$ to 3 $\frac{3}{4}$ inch. Heat treated. Chrome plated to resist rust. Complete in handy plastic pouch.
9 KT 4306—Wt. 6 oz. Set **\$4.99**

6 CRAFTSMAN 4-piece Midget Box-end Wrench Set. Heat-treated, chrome-plated. 6-point openings. Includes: sizes $\frac{3}{16} \times \frac{1}{16}$, $\frac{7}{32} \times \frac{1}{16}$, $\frac{1}{2} \times \frac{9}{32}$, $\frac{5}{16} \times \frac{1}{16}$ in. 2 $\frac{1}{2}$ to 3 $\frac{3}{4}$ in. long. Plastic pouch.
9 KT 4379—Wt. 4 oz. Set **\$2.99**

9 CRAFTSMAN Ignition File. File points yourself . . . save time and expense. Double cut; 5 inches long. Kromedge® file stays sharp.
9 KT 3119—Shipping weight 3 ounces. 29¢

7 CRAFTSMAN 10-piece Combination Ignition Wrench Set. Heat-treated, chrome-plated. One box-end, one offset open end. $\frac{5}{32} \times \frac{3}{16}$ to $\frac{3}{8} \times \frac{7}{16}$ in. Lengths: 2 $\frac{1}{16}$ to 3 $\frac{3}{4}$ in. Plastic pouch.
9 KT 43441—Wt. 6 oz. Set **\$5.79**

8 14-piece Ignition Set. Nickel-plated steel is rust resistant. 8 combination box and open-end midget wrenches ($\frac{1}{32}$ to $\frac{1}{16}$ -in. openings); 4 $\frac{1}{2}$ -in. ignition plier; midget screwdriver; 6-leaf thickness gauge; ignition file; center punch; pin punch. Comes in handy plastic pouch. Not CRAFTSMAN.
9 KT 44671—Wt. 10 oz. Set **\$3.79**



CRAFTSMAN® Special Wrenches and Sets

10 Starter and Manifold Wrench. Drop-forged. Chrome-plated. 12-pt. openings. $\frac{9}{16} \times \frac{5}{8}$ inch. 7 $\frac{1}{4}$ inches long.
9 KT 4376—Shpg. wt. 7 oz. \$1.99

11 3-piece Flare-nut Wrench Set. Includes one each of sizes listed below.
Shipping weight 14 ounces.
9 KT 4433 Set **\$5.49**


Individual Wrenches.


$\frac{3}{8} \times \frac{7}{16}$ in. 6 in. long.	1.99
9 KT 44170 —Shipping wt. 4 oz.	
$\frac{1}{2} \times \frac{9}{16}$ in. 6 $\frac{5}{8}$ in. long.	2.19
9 KT 44171 —Shipping wt. 5 oz.	
$\frac{5}{8} \times \frac{11}{16}$ in. 8 $\frac{3}{4}$ in. long.	2.39
9 KT 44173 —Shipping wt. 8 oz.	

12 4-pc. Tappet Wrench Set. Drop-forged steel . . . chrome plated. One each of sizes below except $\frac{7}{16} \times \frac{1}{2}$ inches. Plastic pouch. Exceeds Federal Specs. GGG-W-636d.

Individual Wrenches.

$\frac{3}{8} \times \frac{7}{16}$ inch.	1.49
9 KT 44470 —Shipping wt. 5 oz.	
$\frac{7}{16} \times \frac{1}{2}$ inch.	1.59
9 KT 44471 —Shipping wt. 5 oz.	
$\frac{1}{2} \times \frac{9}{16}$ inch.	1.69
9 KT 44472 —Shipping wt. 6 oz.	
$\frac{5}{8} \times \frac{11}{16}$ inch.	1.79
9 KT 44473 —Shipping wt. 7 oz.	
$\frac{3}{4} \times \frac{3}{4}$ inch.	1.89
9 KT 44474 —Shipping wt. 8 oz.	





Perforated Board and Fixtures

Now turn ordinary walls into useful storage space with perforated board and fixtures. Keep tools and kitchen utensils right at hand but never in your way. Work areas always stay clear yet all the tools you need hang within easy reach. The fixtures (listed below) anchor in any $\frac{1}{8}$ -inch thick perforated board with $\frac{1}{8}$ -inch diameter holes 1 inch apart. Items (1 thru 24) are zinc-plated steel. Organizers (25 thru 30) are high-impact polystyrene bins . . . measure $1\frac{1}{2}$ inches deep.

Catalog No.	Description	Size	Quantity	Wt.	Price
(1)	9 KT 7531	Hooks—Straight	Small—1-in.	Pkg. of 10	6 oz. Pkg. 29c
(2)	9 KT 7532	Hooks—Straight	Med.— $1\frac{1}{2}$ -in.	Pkg. of 9	6 oz. Pkg. 29c
(3)	9 KT 7533	Hooks—Straight	Large—2-in.	Pkg. of 3	5 oz. Pkg. 29c
(4)	9 KT 7534	Loops	Small	Pkg. of 10	5 oz. Pkg. 29c
(5)	9 KT 7535	Loops	Medium	Pkg. of 9	6 oz. Pkg. 29c
(6)	9 KT 7536	Loops	Large	Pkg. of 6	5 oz. Pkg. 29c
(7)	9 KT 7537	Loops	Extra Large	Pkg. of 5	5 oz. Pkg. 29c
(8)	9 KT 7544	Straight Single Hook	6 inch	1 only	3 oz. Ea. 10c
(9)	9 KT 7545	Straight Single Hook	4 inch	1 only	3 oz. Ea. 10c
(10)	9 KT 7550	Straight Double Hook	$1\frac{1}{2}$ x2 in.	1 only	3 oz. Ea. 10c
(11)	9 KT 7551	Straight Double Hook	$1\frac{1}{2}$ x4 in.	1 only	3 oz. Ea. 10c
(12)	9 KT 7542	Curved Double Hook	3 inch	1 only	3 oz. Ea. 10c
(13)	9 KT 7543	Curved Double Hook	$4\frac{1}{2}$ inch	1 only	3 oz. Ea. 10c
(14)	9 KT 7540	Shelf Bracket	8 inch	1 only	4 oz. Ea. 15c
(15)	9 KT 7541	Shelf Bracket	6 inch	1 only	4 oz. Ea. 15c
(16)	9 KT 7549	Shelf Support	$4\frac{1}{2}$ inch	1 only	3 oz. Ea. 10c
(17)	9 KT 7548	Metal Shelf	3x6 in.	1 only	6 oz. Ea. 39c
(18)	9 KT 7546	Hang Bar	$2\frac{1}{2}$ x6 in.	1 only	4 oz. Ea. 15c
(19)	9 KT 7553	Plier Holder	Pkg. of 4	4 oz. Pkg. 29c
(20)	9 KT 7557	Single Tool Holders	1 lg. 2 small	Pkg. of 3	4 oz. Pkg. 29c
(21)	9 KT 7547	6-hole Tool Holder	1 only	7 oz. Ea. 49c
(22)	9 KT 7558	Spring Clips	Small	Pkg. of 2	4 oz. Pkg. 29c
(23)	9 KT 7560	Spring Clips	Medium	Pkg. of 2	4 oz. Pkg. 29c
(24)	9 KT 7559	Spring Clips	Large	Pkg. of 2	4 oz. Pkg. 29c
(25)	9 KT 7555	Bin	$3\frac{1}{2}$ x3 in.	Pkg. of 5	9 oz. Pkg. 69c
(26)	9 KT 7556	Bin	5x3 in.	Pkg. of 4	9 oz. Pkg. 69c
(27)	9 KT 7558	Bin	7x3 in.	Pkg. of 3	9 oz. Pkg. 69c
(28)	9 KT 7557	Wrench Holder	9x1 in.	1 only	7 oz. Ea. 59c
(29)	9 KT 7557	Shelf	9x3 $\frac{1}{2}$ in.	1 only	8 oz. Ea. 59c
(30)	9 KT 7559	18-tool Holder	9x3 $\frac{1}{2}$ in.	1 only	8 oz. Ea. 59c

2x4-foot Hardboard Perforated Panels. $\frac{1}{8}$ -inch thick. With $\frac{1}{8}$ -inch diam. holes 1 in. apart. Tempered hardboard is more durable. Allow 10 lbs. postage (postal regs.). 99 KT 75523L—Tempered Panel. .99c 99 KT 7561L—Standard Panel. .69c

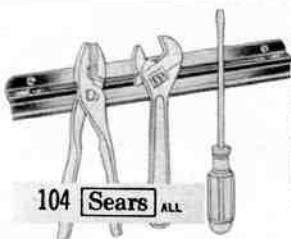
Mounting Hardware Set. For above panels. Contains 6 screws each with spacers and anchors. 9 KT 7538—Shpg. wt. 3 oz. Set 29c

18-piece garage-storage Hardware Kit. (Not shown.) For $\frac{1}{8}$ -inch thick perforated board with $\frac{1}{8}$ -inch holes (not for the $\frac{1}{8}$ -inch board shown on this page). 4 small and 4 medium loop-hooks, 4 medium and 2 large single-straight hooks, 1 large and 1 medium double straight hooks and 2 shelf brackets. Screws and spacers incl. 9 KT 7576—Wt. 2 lbs. Kit \$1.99

Starter Hardware Kits for perforated panels. Fit any $\frac{1}{8}$ -inch perforated board with $\frac{1}{8}$ -inch holes 1 inch apart. Use the 19-piece kit for one 2x4-foot panel and the 30-piece kit for two 2x4-ft. panels. Order additional hooks, bins, shelves, etc., from table above.

19-piece Kit. Contains 3 each small and medium single-prong hooks, 3 each small, large and extra-large loop hooks, 2-loop tool holder, 2 plier holders. Spacers, screws and anchors included. 9 KT 7556—Wt. 12 oz. Kit 79c

30-piece Kit. Contains 18 single-prong hooks, 2 double-prong hooks, 4 spring clips, 4 loop hooks, 1 multi-tool holder, 1 plier holder, 4 spring clips plus screws and spacers for easy mounting. 9 KT 7563—Wt. 1 lb. 4 oz. Kit \$1.89




Permanently-magnetized Rack

No clips, hooks, slots or fasteners needed. Powerful magnet holds up to 7 lbs. Use to hang cutlery, small garden and hand tools. Keeps tools within easy reach. Chrome-plated steel, magnetized rubber. $1\frac{1}{2}$ x12 in. long. Screws incl. (Tools not incl.) Shipping weight 12 ounces. 9 KT 7252 \$1.89

CRAFTSMAN® Auto Creeper

. . . molded for comfort
\$15⁹⁹



Only at Sears . . . the strength of one-piece polyethylene construction. Combines comfort with resistance to impact and abuse. Permanex® polyethylene creeper won't chip, crack, peel or rust. Resists denting, acids, oils. No coated finish . . . color goes all the way through. Wipes clean with detergents, gasoline, kerosene. Plastic foam-filled headrest. Side tool troughs and parts pocket at end. Four nylon casters. Holes for hanging. 20x38 inches long. 99 KT 45483L—Shipping weight 13 pounds. \$15.99 99 KT 45487—Replacement Nylon Caster. Shpg. wt. 6 oz. 1.09



CRAFTSMAN® Hardwood Creeper

Rolls easily . . . pivots in any direction. Sturdy hardwood body . . . weather-resistant lacquer finish. Padded headrest. 4 plate-type casters . . . $2\frac{1}{4}$ -in. steel wheels (order extra casters below). 99 KT 4548L—16x36 in. Wt. 13 lbs. \$9.49

Replacement Caster. $2\frac{1}{4}$ -in. steel wheel. 99 KT 45485—Shipping wt. 11 oz. Each 89c



Creeper Seat

CRAFTSMAN. Makes brake jobs, wheel alignment easier. Heavy-gauge steel frame and base. Metal tool tray under plywood seat. Pivots. Steel casters. $17\frac{1}{4}$ x13 $\frac{3}{4}$ x11 $\frac{1}{2}$ in. Wt. 14 lbs. 99 KT 45481C. \$9.49



\$74⁹⁹

Sturdy Work Benches

CRAFTSMAN . . . 5 drawers. 1-in. thick hardboard top. Steel frame. Open back. 60x24x33 $\frac{1}{2}$ in. high. Legs adjust $\frac{1}{2}$ in. Hinged door with tumbler lock, keys . . . hides two shelves. Door has hanging-hook perforations. Drawers each $16\frac{3}{4}$ x15 $\frac{1}{2}$ x4 $\frac{1}{4}$ in. high. Unassembled. 99 KT 10262N9—Shipping wt. 158 lbs. \$74.99

Bench only. Unassembled. 99 KT 10265N2—Wt. 97 lbs. 38.99 **Steel shelf for above.** $16\frac{3}{4}$ x18 $\frac{3}{8}$ x1 $\frac{1}{8}$ in. 99 KT 10347C—Shipping wt. 4 lbs. \$3.19



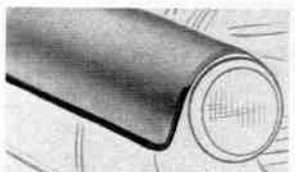
\$29⁹⁹

Industrial model. Extra strong . . . steel legs, feet and cross rails. Shelf adds support. 2x5-foot laminated top is 1 inch thick . . . flakeboard core with hardboard on both sides. Holds 2 drawers (not included, see 99 KT 10328C on page 23). 32 $\frac{1}{2}$ inches high. Unassembled. Shipping weight 79 lbs. 99 KT 10271N2. \$29.99

CRAFTSMAN® Legs, Top

A Legs. Extra-heavy gauge steel. Use 1 or 2 sets for bench or cabinet. Four 32-in. legs, four 20 $\frac{1}{4}$ -in. crossbeams. Nuts, bolts, instructions. Shpg. wt. 28 lbs. 99 KT 1022C. Set \$12.99

Bench or Table Top (not shown). Use legs above. Flakeboard core; tempered hardboard top and bottom. 60x24x1 in. thick. Shipped freight (rail, truck) or express. 99 KT 10223N—Wt. 46 lbs. \$13.99



IMPORTANT NOTE ON PRICES

We reserve the right to change the price on any item in this catalog should the Federal, State or Local Governments increase by taxes or otherwise the cost or selling price of any item in this book. We reserve the right to add such taxes or other increases of cost to the prices shown. Prices shown are for the continental U.S. only. (Because of transportation costs, prices in your Sears retail store may vary slightly from the prices shown in this catalog.)

SEARS GUARANTEE

We guarantee that every item in this catalog is accurately described and illustrated. If you are not satisfied with an article, please return it to us. We will exchange it for exactly what you want, or return your money.

SEARS, ROEBUCK AND CO.

Cotton Cloth Fender Cover


Protect fenders and seats from grease, tools, etc. Use to wrap luggage in trunk or as a drop cloth for tire changes. 100% double-napped cotton flannel. Finished ends prevent raveling . . . 36x60 in. Each in polyethylene bag. Shipping weight 1 lb. 2 oz. 99 KT 45486. Ea. \$2.39

SEE-INTO CABINETS

Find things fast in the "see-through" drawers. Keep small parts, nuts, nails and screws well organized. Cabinets can be stacked or wall-mounted. Carry any drawer right to the job.



2 21 drawers \$5²⁹



3 18 drawers \$7²⁹



4 30 drawers \$7²⁹



5 48 drawers \$11⁹⁹

All cabinets have efficient drawer stops to prevent spills. Drop-in dividers make it possible to separate each drawer into sections. Index labels fit into each drawer front . . . find what you want when you want it.

(1 and 2) With high-impact styrene plastic frames. Light and sturdy. Drawers or entire cabinet resist breaking or cracking.

1 12 drawers. 9 $\frac{3}{4}$ inches wide, 6 $\frac{1}{4}$ inches deep, 7 $\frac{3}{4}$ inches high. All drawers 2 $\frac{3}{4}$ inches wide, 5 $\frac{3}{8}$ inches long. 6 regular drawers 1 $\frac{1}{2}$ inches high, 6 deep drawers 2 inches high. Attractive white onyx color.

Shipping weight 3 pounds 10 ounces.
9 KT 65361.....\$3.99

2 21 drawers. 9 $\frac{3}{4}$ inches wide, 6 $\frac{1}{4}$ inches deep, 10 $\frac{3}{4}$ inches high. Drawers 2 $\frac{3}{4}$ inches wide, 5 $\frac{3}{8}$ inches deep, 1 $\frac{1}{2}$ inches high. Black onyx color. Shipping weight 5 pounds 13 ounces.

9 KT 65375.....\$5.29

(3 thru 5) Electrically-welded steel frames. Gray baked enamel finish. With hanging slots.

3 18 drawers. 10 in. wide, 6 in. deep, 14 in. high. Drawers 2 $\frac{3}{4}$ x5 $\frac{3}{8}$ x2 inches high. Handle.
9 KT 65384—Shipping weight 7 lbs. 4 oz.....\$7.29

4 30 drawers. 10 in. wide, 6 in. deep, 14 in. high. Drawers 2 $\frac{3}{4}$ x5 $\frac{3}{8}$ x1 $\frac{1}{4}$ in. high. Handle.
9 KT 65384—Shipping weight 7 lbs. 4 oz.....\$7.29

As above. 18 drawers. 10x6x9 in. high. No handle.
9 KT 65376—Shipping weight 4 lbs. 7 oz.....\$5.29

5 48 drawers. 13x6x18 inches high. Drawers 2 $\frac{3}{4}$ x5 $\frac{3}{8}$ x1 $\frac{1}{4}$ inches high.
99 KT 65374C—Shipping weight 15 lbs.....\$11.99



Workshop Organizer with 50 plastic drawers plus two 2 $\frac{1}{2}$ -ft. steel shelves \$16⁹⁹

Can hang on wall, or stand on bench or floor (needs approximately 4 $\frac{1}{2}$ -sq. ft. wall space or 1 $\frac{1}{2}$ -sq. ft. bench space). Hang holes on 16-inch centers to mount on studs. 30 inches long, 7 in. deep, 22 $\frac{1}{2}$ inches high. Steel sides and two steel shelves hold tools. Baked enamel finish. Portable drawers have no-spill stops, dividers and index labels. 30 drawers 2 $\frac{3}{4}$ x5 $\frac{3}{8}$ x1 $\frac{1}{4}$ inches high; 20 2 $\frac{3}{4}$ x5 $\frac{3}{8}$ x2 inches high. Unassembled.
99 KT 65396C—Shipping wt. 19 lbs...\$16.99



6



7

Revolving Carriers

(6 and 7) Keep tools and parts at your fingertips. Hi-impact styrene plastic. Portable.

6 Tool Carrier. Holds up to 29 tools. 10 sections in base tray for screws, nails, small parts, etc. 10 in. high. 11 $\frac{1}{4}$ -in. diam. Shpg. wt. 1 lb. 15 oz.
9 KT 65387.....\$2.89

7 Parts Carrier. 22 separate sections on trays that turn like a "lazy susan". 10 in. high. 11 $\frac{1}{4}$ -in. diam. Shipping weight 2 lbs. 5 oz.
9 KT 65383.....\$2.89

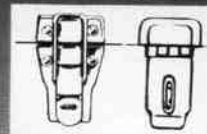
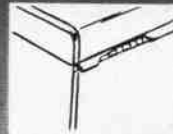
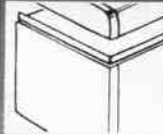
GENERAL INDEX

Abrasives.....67, 70	Casters.....51	Hammers, access.....78	Micrometers.....93	Sander-polishers.....16	Stencil sets.....74, 83
Adhesives.....70, 76	Cement tools.....88	Hand saws:	Miter boxes.....81	Sanders, access...16-18,	Stones, sharpening....77
Air tools, access.....8, 9	Chains, decorative...55	Electric.....12, 13	Molding cutter heads. 29	36, 67, 70	Strippers, wire.....90
Aprons, carpenters'...95	Chain door guards...60	Manual.....80, 81	Motors, access.20, 21, 38	Saws and accessories:	Stud driver kits.....79
Augers.....75	Chalks, chalk lines...85	Hand trucks.....97	Nail sets.....83	Back.....81	Surveying instruments.86, 87
Auto tools.....88, 100-103	Chests, tool.....106, 107	Hatchets, access...78, 80	Nut-drivers, sets.....102	Band.....32, 33	Switches, elec.....20, 27, 40
Axes, access.....78, 80	Chisels.....77, 95	Hinges...54, 56, 57, 59	Oilers.....101	Bench.....26-29, 35, 70	Tapes, measuring.....85
Band saws.....32, 33	Clamps.....77, 92	Hobby tools.....15, 74,	Padlocks.....63	Coping.....81	Taps, dies, access...75,
Bars.....78, 95	Compasses.....83	88, 89	Pick-up tools.....99	Dovetail.....81	98, 99
Bases, power	Cranes.....97	Hoists.....88, 89	Pipe-threading tools...75	Hack.....48, 99	T-bevels.....85
tool.....34, 37, 48, 69	Creepers.....104	Hoists.....97	Planer-molders.....34	Hand: Elec.....12, 13,	Tasters, electric.....88
Belts.....19	Cutting nippers.....90	Holders, tool.....95	Planers, access.....15	29-31	Thread cutters.....72
Benches:	Dadoes.....29	House identifiers...64	Planes, access.....82	Manual.....80, 81	Torches, access.....105
Power tool.....35, 37	Dial indicators.....92	Impact tools,	Plasterers' tools...88	Jig.....33	Trays, revolving.....105
Work.....37, 104	Dies, access.....98, 99	accessories...8, 9, 100	Pliers, access.....90, 91	Keyhole.....81, 99	Tubing tools.....74, 75
Bench saws.....26-29	Door closers.....62	Instruction	Plumbers' tools;	Miter.....22-25,	Tweezers.....88
Bits.....3, 6, 7, 14, 34,	Door hardware.....54,	manuals.21, 22, 37, 40	accessories.72, 74, 75	Radial-arm.....22-25,	Vacuum cleaners, access. 49
39, 42, 84, 110	60-63, 66	Jig saws, blades.....33	Polishers, access...16,	29-31, 70	V-blocks.....92
Blades, saw:	Drawer hardware...59, 66	Jointers-planers...34	69, 70	Reciprocating.....10, 11	Vises.....6, 39, 71, 75, 88
Band.....32, 33	Drill access.....3-7, 70	Knives.....82, 89	Pouches, tool.....80, 95	Sabre.....29-31, 70	Weather vanes.....64
Circular.....30, 31	Drill presses,	Knobs, pulls...55-59, 63	Precision tools.....92-94	Scrapers, access...82, 88	Welders, arc and
Coping.....81	accessories...38, 39, 43	Knockers, door...63	Propane torches,	Screwdrivers.....3, 96, 101	accessories.....44-46
Hack.....48, 81, 99	Drills, electric...2-5	Lamps.....37	accessories.....72	Scrubbers.....94	Welders, oxy-acetylene
Jig.....33	Drills, hand; access...84	Lapidary tools.....50	Pulleys.....19	Sewer rods.....75	and accessories...46, 47
Reciprocating.....10	Dry-wall tools.....88	Latches, night...60, 62	Punches.....83, 94, 95	Shafts: Flexible.....21	Window hardware...62
Sabre.....11	Dust collectors...25, 49	Lathes, turning:	Radial-arm saws...22-25	Line, access.....19	Wrenches, accessories:
Blow torches.....72	Engraving tools.....74	Metal, access...40-43	Ratchets.....82	Shapers, access...36	Adjustable.....91, 103
Board, perforated...104	Files, access.....89	Wood, access...35	Ratchet wrenches...109	Sharpeners, saw...31	Cross-rim.....101
Body, fender tools...101	Flaring tools.....74	Levels.....83, 86	Reamers.....75, 100	Shelves, standards,	Flat.....102
Bolt cutters.....90	Gauges...83, 92-94, 101	Locks, locksets...60-63	Retreading tools...98	brackets.....52-54	Ignition.....101, 103
Boxes, tool.....106	Gear pullers.....101	Lubricants.....76	Reciprocating saws...10	Shop vacuums, access... 49	Metric.....110
Braces.....84	Gem makers.....50	Magnifiers.....99	Rivet tools,	Snips.....91	Pipe.....74
Bricklayers' tools...88	Glass cutters.....83	Mail boxes.....64, 65	accessories.....79	Sockets.8, 9, 108, 110, 111	Ratchet.....108, 109
Brushes, wire.....84	Glue guns, glues...76	Mandrels.....19	Rollers, appliances...51	Socket sets.....110-112	Setscrew.....113
Cabinet hardware	Goggles.....47, 69	Marking tools...74, 83	Rotary grinders...15	Socket wrench sets.110-116	Socket.....108, 109
.....54-59, 66	Grinders,	Masonry tools...88	Routers, access...14	Squares.....85, 93	Torque.....100
Cabinets: Roller.....107	accessories...15, 67-70	Mechanic's tool	Rules.....85, 92	Stands, access...5, 23, 34, 37	
Utility.....105	Hack saws.....48, 99	sets.....112-116	Sabre saws.....10, 11	Staplers, access.....79	
Calipers.....94			Safety equipment.47, 69		



CRAFTSMAN® Tool Boxes can take it!

In actual lab tests, they were loaded with 100 pounds, then lifted and lowered thousands of times without damage to top, sides or bottom



End-cap Construction

Corners reinforced with electrically welded end caps... makes box stronger... adds support to sides and bottom

Watershed Roof... Staked Hinges

Curved lip on roof protects hinge... makes box much more weather-tight. Hinge secured so pin can't be knocked out... prevent pilfering

Heavy-duty Hardware

Heavily chrome-plated. One-piece catch can't pull apart. Hasp welded on inside of cover... can't be chiseled off

One-piece Tray Supports

Heavy, one-piece supports welded to front, back and side. These strong supports also add rigidity to box itself

\$8.99

20x8 1/2 x 9 1/2 inches

Mechanic's Tool Box

Heavy-gauge steel construction for long-lasting strength. Two heavy drawbolts... won't pull apart. Full-length piano hinge. Heavy-duty handle. Gray baked-enamel finish.

20 inches long; 8 1/2 inches wide; 9 1/2 inches high. Partitioned tote tray. Heavy-duty polyethylene handle. Hasp and padlock eye. Reinforced at points of stress.

99 KT 6512C—Shipping weight 12 pounds... \$8.99

18 inches long; 8 inches wide; 9 inches high. Partitioned tote tray. Hasp and padlock eye.

99 KT 6500C—Shipping weight 11 pounds... \$7.49

17 inches long; 7 inches wide; 7 1/2 inches high. Convenient tote tray. Combination drawbolt and padlock eye.

99 KT 65013C—Shipping weight 8 pounds... \$5.99



Our best Tool Box \$18.99

3 Extra-heavy gauge steel body. Divided tote tray. Handle on top, at both ends. Two heavy drawbolts. Center lock, 2 keys. Red-enamel finish. 24 1/4 in. long; 9 1/2 in. wide; 9 1/2 in. high. See the CRAFTSMAN COMMERCIAL Standards on page 4.

99 KT 65141C—Wt. 23 lbs... \$18.99

Hip-roof Box \$7.49

4 Two heavy drawbolts, center padlock hasp. Divided tote tray. Heavy-duty handle. Heavy-gauge steel; gray-enamel finish. 19 1/4 in. long; 7 in. wide; 8 in. high.

99 KT 6520C—Shpg. wt. 9 lbs. \$7.49


Compact Hip-roof Box (not shown). 19 1/4 in. long; 6 in. wide; 6 in. high. Single hasp-drawbolt combination. Tote tray. Heavy-gauge steel. Heavy-duty polyethylene handle.

99 KT 65161C—Wt. 8 lbs... \$5.99

Carpenter's Box \$14.99

5 Level brackets, clips for 2 saws, slot for square. Divided tray. Handle on top, each side. Lock, keys. Heavy-gauge steel; gray-enamel finish. 30 in. long; 8 1/2 in. wide; 9 in. high.

99 KT 6517C—Wt. 17 lbs... \$14.99



Our finest Cantilever Box \$19.99

1 Watertight base. Sides and bottom seams caulked to help prevent seepage. Covers on 2 of the 4 trays protect and separate small pieces. Extra-heavy gauge steel with reinforcing skids on bottom. Hip roof. Padlock eye. 2 heavy drawbolts. Gray-enamel finish. 18 in. long; 10 in. wide; 13 in. high. Meets Fed. Specs. GGG-T-558, Type II, Class 1.

99 KT 6536C—Wt. 24 lbs. \$19.99

Good-quality Cantilever Box \$12.99

2 4 trays. Full-length piano-type hinge. Heavy drawbolt, padlock eye. Plastisol-coated steel handle. Gray-enamel finish. 16 1/4 in. long; 8 3/4 in. wide; 10 1/4 in. high.

99 KT 65351C—Wt. 12 lbs. \$12.99



CRAFTSMAN®

Machinist's Chests

(6 and 7) Brown wrinkle baked-on enamel finish. Front-locking panel slides under bottom drawer; ball catch. Top compartment and 7 drawers felt lined for tool protection.

6 7-drawer. Over-all size 20x8 1/2 x 13 1/2 in. high. 2 full-width drawers: one 13 1/2 in. deep, one 2 1/4 in. deep. 4 drawers 8 1/2 x 7 1/4 x 1 in. deep. 1 drawer 8 1/2 x 7 1/4 x 2 in. deep. Two heavy drawbolts. Center hasp with lock and keys. Plastisol-coated handle on top. Wt. 30 lbs.

99 KT 65227C... \$29.99

7 8-drawer. Over-all size 26 1/2 x 8 1/2 x 13 1/2 in. high. All drawers have full suspension slides. 4 drawers 8 1/2 x 7 1/4 x 1 in. deep. 1 each 8 1/2 x 7 1/4 x 2 in.; 2 1/2 x 7 1/4 x 1 1/2 in.; 2 1/2 x 7 1/4 x 2 1/2 in.; 5 1/2 x 7 1/4 x 3 1/2 in. Tumbler lock with 2 keys. 2 side handles. Shpg. wt. 39 lbs.

99 KT 65228C... \$39.99

CRAFTSMAN® 2-drawer Mechanic's Chests

8 Good-quality portable 20x8 1/2 x 9 1/2 in. high. Drawers 2 in. deep. 2 3/4 in. deep top compartment. Plastisol-coated steel top handle. Padlock hasp. 2 drawbolts. Steel; gray-enamel finish. No tote tray.

99 KT 65334C—Shpg. wt. 18 lbs... \$14.99

9 Our best portable. 20x8 1/2 x 9 1/2 in. high. Drawers 2 in. deep. 19 1/4 x 7 1/4 x 1 1/2 in. deep tote tray. Plastisol-coated steel top handle. Drawers lock when lid is closed. Piano-type hinge. Tumbler lock, 2 keys. Heavy-gauge steel; gray, red enamel finish.

99 KT 65336C—Shpg. wt. 19 lbs... \$19.99

10 For use on roller cabinets or bench. Built solid like chests on facing page. 26 1/2 x 10 1/4 x 11 1/4 in. high. Drawers 2 1/2, 3 1/2 in. deep. 18 1/2 x 7 1/4 x 1 1/2 in. deep tote tray. Storage lid. Heavy-gauge steel; gray and red baked enamel finish.

99 KT 65232C—Shipping weight 37 pounds... \$32.99



6 \$29.99




106 Sears ALL \$39.99

CRAFTSMAN® Cabinets and Chests.. built tough TOP TO BOTTOM!

One-piece reinforced top and bottom of heavy gauge steel for greater load capacity without sag or loosening at the welds

Rugged, steel-bar locking mechanism... when chest lid or cabinet panel is closed drawers lock automatically for security


One-piece, roll-formed slides on ALL drawers for smooth, easy action... won't give or twist even when fully loaded



These EXCLUSIVE features in all Cabinets

- 1 "I-Frame" construction has nearly 50% more diagonal strength than ordinary designs... no crossbars—more usable space.
- 2 Drawer slide carriers are welded to frame on three separate panels with more welds than ordinary construction.
- 3 Cabinets with lower compartments have panel that "pops out" with the turn of a key. Tumbler lock is in base... can't hamper panel.
- 4 Corner posts formed both front and back to give you 4 posts instead of 2... keep drawers aligned even under heavy loads.
- 5 Recessed self-reinforcing cabinet sides add tremendous strength. Side handle recessed... can't pull out or bend.

Chests and cabinets (A) to (F) heavy-gauge steel; gray, red enamel finish; tumbler lock with keys.




**6-drawer Chest,
3-drawer Cabinet**

Set \$113⁹⁵ See table below

A 6-drawer Chest. 26x12x14¹/₂ in. high. Top center drawer 11x1¹/₂ in. deep. End drawers 4³/₈x1¹/₂ in. deep. Three full-width drawers: two 1¹/₂ in. deep, one 2¹/₂ in. deep. Full-suspension slides. Tote tray measures 18¹/₂x7¹/₂x1¹/₂ in. deep.
99 KT 65262L—Shpg. wt. 60 lbs.\$56.99

B 3-drawer Roller Cabinet. 26¹/₂x18x32¹/₂ inches high. Three full-width drawers: two 3¹/₂ inches deep, one 6⁷/₁₆ inches deep. 23¹/₁₆x17¹/₂x12-inches deep lower compartment. Four 3-inch smooth-rolling casters (2 fixed, 2 ball-bearing swivel).
99 KT 65033N—Shpg. wt. 95 lbs.\$62.99



**3-drawer Chest,
9-drawer Cabinet**


Set \$144⁹⁵ See table below

C 3-drawer Chest. Measures 26x12x14¹/₂ inches high. Three full-width drawers: one 1¹/₂ inches deep, one 2¹/₂ inches deep, one 4 inches deep. Full-suspension slides. Tote tray measures 18¹/₂x7¹/₂x1¹/₂ inches deep.
Shipping weight 54 pounds.

99 KT 65252L..... \$44.99

D 9-drawer Roller Cabinet. Measures 26¹/₂x18x39¹/₂ inches high. Four top drawers measure 10¹/₂x15¹/₂x3¹/₂ inches deep. Five full-width bottom drawers: two 3¹/₂ inches deep, two 4¹/₂ inches deep, one 6⁷/₁₆ inches deep. All drawers have convenient full-width pulls. Four king-size 4-in. smooth-rolling casters (two fixed and two ball-bearing swivel).
Shipping weight 150 pounds.

99 KT 65039N..... \$107.95



**10-drawer Chest,
5-drawer Cabinet**

Set \$149⁹⁵ See table below


E 10-drawer Chest. 26x12x19 inches high. Six drawers 7¹/₈x1¹/₂ inches deep; one 4⁵/₈x6 inches deep. Three full-width drawers: two 1¹/₂ inches deep; one 2¹/₂ inches deep. Full-suspension slides. 18¹/₂x7¹/₂x1¹/₂-inches high tote tray. Shipped freight (rail or truck) or express.

Shipping weight 70 pounds.
99 KT 65282N..... \$72.99

F 5-drawer Roller Cabinet. 26¹/₂x18x40¹/₂ in. high. Five full-width drawers: four 3¹/₂ in. deep; one 6⁷/₁₆ in. deep (two top drawers have convenient center divider). Lower compartment 23¹/₁₆x17¹/₂x12¹/₂ in. high. Four 4-in. smooth-rolling casters (2 fixed and 2 ball-bearing swivel).
Shipping weight 125 pounds.

99 KT 65035N..... \$87.99

Our largest,
strongest and
finest Set!



CRAFTSMAN
COMMERCIAL

**10-drawer Chest,
8-drawer Cabinet**

Set \$339⁰⁰

Save \$20.90 on set. Separately \$359.90. 40% heavier with 25% more drawer capacity than any other set we sell. Extra-heavy-gauge steel. Tumbler lock with keys. Black, red-enamel finish. See CRAFTSMAN COMMERCIAL standards on page 4.

Shipping weight 359 pounds.
99 KT 65298N2..... Set \$339.00

10-drawer Chest. 33¹/₂x15¹/₂x18¹/₂ in. high. Six medium, one deep, three full-width drawers.

Shipping weight 143 pounds.
99 KT 65284N..... \$139.95

8-drawer Cabinet. 33¹/₂x18¹/₂x39 in. high. Four heavy-duty 4-in. casters (2 fixed, 2 swivel).

Shipping weight 216 pounds.
99 KT 65034N..... \$219.95

2-drawer
Add-on
Chest
\$26⁹⁹



Fits between chest and cabinet sections of all units shown, except 99 KT 65298N2. 26¹/₂x12¹/₂x10¹/₂ in. high. With key lock panel.
99 KT 65272C—Wt. 34 lbs..... \$26.99

Buy any combination of Chests and Cabinets above—and save!

Cabinet	With Chest A					With Chest C					With Chest E				
	Catalog Number	Wt. lbs.	Set	Separately	YOU SAVE	Catalog Number	Wt. lbs.	Set	Separately	YOU SAVE	Catalog Number	Wt. lbs.	Set	Separately	YOU SAVE
B	99KT65261N2	155	\$113.95	\$119.98	\$6.03	99KT65263N2	149	\$99.99	\$107.98	\$7.99	99KT65264N2	165	\$127.95	\$135.98	\$8.03
D	99KT65292N2	210	154.95	164.94	9.99	99KT65288N2	204	144.95	152.04	7.99	99KT65293N2	220	169.95	180.04	10.99
F	99KT65291N2	185	136.95	144.98	8.03	99KT65289N2	179	124.95	132.98	8.03	99KT65287N2	195	149.95	160.98	11.03



ORDINARY SOCKET



FORGED SOCKET

CRAFTSMAN® Sockets

..hot-forged to take 25% more stress than ordinary sockets

Large 1/2 and 3/4-inch drive sockets are hot-forged for extra strength. Thinner walls, no shoulders (grip nut at full depth) . . up to 25% lighter. Polished "Super-Tuff" steel sockets . . heat-treated, tempered, nickel-chrome-plated. See guarantee below.



Use 1/2-inch drive for automotive, industrial and aircraft work . . heavy-duty 3/4-in. for machinery installation and heavy equipment. Both exceed Federal Specifications GGG-W-641d, Type II, Class 1 or 2.

1/2-inch square drive Sockets.

Catalog No.	Inches	Points	Wt.	Each
9 KT 44054	3/16	6	4 oz.	79c
9 KT 44055	1/8	6	4 oz.	79c
9 KT 44056	3/16	6	4 oz.	89c
9 KT 44057	1/8	6	4 oz.	99c
9 KT 44058	3/16	6	4 oz.	99c
9 KT 44059	1/2	6	5 oz.	\$1.09
9 KT 44063	1 1/4	6	6 oz.	1.09
9 KT 44064	1 1/2	6	6 oz.	1.09
9 KT 44065	1 3/8	6	6 oz.	1.19
9 KT 44066	1	6	7 oz.	1.29
9 KT 44067	1 1/8	6	8 oz.	1.39
9 KT 44068	1 1/4	6	9 oz.	1.49
9 KT 44069	1 1/2	6	11 oz.	1.59
9 KT 44221	3/16	8	4 oz.	99c
9 KT 44222	1/8	8	4 oz.	99c
9 KT 44223	3/16	8	4 oz.	1.09
9 KT 44224	1/8	8	5 oz.	1.09
9 KT 44225	1 1/8	8	5 oz.	1.29
9 KT 44226	1 1/4	8	6 oz.	1.29
9 KT 47501	3/16	12	4 oz.	79c
9 KT 47502	1/8	12	4 oz.	79c
9 KT 47503	3/16	12	4 oz.	89c
9 KT 47504	1/8	12	4 oz.	89c
9 KT 47505	3/16	12	4 oz.	99c
9 KT 47506	1/8	12	4 oz.	99c
9 KT 47507	3/16	12	4 oz.	99c
9 KT 47508	1/8	12	5 oz.	1.09
9 KT 47509	2 1/2	12	5 oz.	1.09
9 KT 47511	1 1/8	12	5 oz.	1.09
9 KT 47512	1 1/4	12	6 oz.	1.09
9 KT 47513	1 1/2	12	6 oz.	1.19
9 KT 47514	1	12	7 oz.	1.29
9 KT 47515	1 1/8	12	8 oz.	1.39
9 KT 47516	1 1/4	12	8 oz.	1.49
9 KT 47517	1 1/2	12	10 oz.	1.59

3/4-inch square drive Sockets 12 point.

Catalog No.	Size	Shpg. wt.	Each
9 KT 47541	3/8-in.	8 oz.	\$1.79
9 KT 47542	1 1/8-in.	8 oz.	1.79
9 KT 47543	1-in.	7 oz.	1.89
9 KT 47544	1 1/4-in.	8 oz.	1.99
9 KT 47545	1 1/2-in.	8 oz.	2.09
9 KT 47546	1 3/8-in.	10 oz.	2.19
9 KT 47547	1 1/4-in.	10 oz.	2.29
9 KT 47548	1 3/4-in.	12 oz.	2.39
9 KT 47549	1 3/8-in.	13 oz.	2.59
9 KT 47551	1 3/8-in.	14 oz.	2.69
9 KT 47552	1 1/2-in.	14 oz.	2.79
9 KT 47553	1 3/4-in.	1 lb.	2.99
9 KT 47554	1 1/2-in.	3 oz.	3.19
9 KT 47555	1 3/4-in.	1 lb.	3.59
9 KT 47556	1 1/2-in.	1 lb.	3.89
9 KT 47557	1 3/8-in.	1 lb.	4.09
9 KT 47558	2-in.	1 lb.	4.39
9 KT 47559	2 1/8-in.	2 lbs.	5.29
9 KT 47561	2 1/4-in.	2 lbs.	5.89
9 KT 47562	2 3/8-in.	2 lbs.	6.19
9 KT 47563	2 1/2-in.	2 lbs.	6.79

Sears Has a Credit Plan to Suit Your Needs . . see Big Book or ask for details

Different Socket Types



Use on hex nuts and bolts. Heavier walls. Grips rounded corners.



For square nuts only (farm machinery and equipment). A must for farm mechanics.



For use on standard hex nuts and cap screws. More turning positions than other types.

GUARANTEE

If any CRAFTSMAN wrench or socket on these two pages fails to give complete satisfaction, return it, and it will be replaced free of charge. Does not apply if used in rental service.



CRAFTSMAN® 1/4 and 3/8-inch square-drive Sockets



1/4-inch square drive. Excellent for ignition, carburetor, radio, electronic and appliance work. Hot-broached. Heavy, industrial-type nickel-chrome plating. Exceed Federal Specifications GGG-W-641d, Type II, Class 1 or 2.

Catalog Number	Size inches	Points	Wt. oz.	Each
9 KT 43490	3/32	6	2	55c
9 KT 43491	1/16	6	2	55c
9 KT 43492	3/32	6	2	55c
9 KT 43493	1/8	6	2	55c
9 KT 43494	9/32	6	2	55c
9 KT 43495	1/16	6	2	55c
9 KT 43496	1/32	6	2	55c
9 KT 43497	3/8	6	3	55c
9 KT 43498	7/16	6	3	55c
9 KT 43499	1/2	6	3	55c
9 KT 43608	3/16	12	2	59c
9 KT 43609	7/32	12	2	59c
9 KT 43601	1/8	12	2	59c
9 KT 43602	9/32	12	2	59c
9 KT 43603	5/16	12	2	59c
9 KT 43604	11/32	12	2	59c
9 KT 43605	3/8	12	2	59c
9 KT 43606	7/16	12	3	59c
9 KT 43607	1/2	12	3	59c

3/8-inch square drive. For medium duty, confined areas. Nickel-chrome plated. Exceed same Federal Specifications as 1/4-inch drive at left.

Catalog Number	Size inches	Points	Wt. oz.	Each
9 KT 43001	3/8	6	3	79c
9 KT 43002	7/16	6	3	79c
9 KT 43003	1/2	6	3	79c
9 KT 43004	9/16	6	3	79c
9 KT 43005	5/8	6	3	79c
9 KT 43006	11/16	6	4	79c
9 KT 43007	3/4	6	4	79c
9 KT 43008	13/16	6	4	79c
9 KT 44331	3/8	12	3	79c
9 KT 44332	7/16	12	3	79c
9 KT 44333	1/2	12	3	79c
9 KT 44334	9/16	12	3	79c
9 KT 44335	5/8	12	3	79c
9 KT 44336	11/16	12	4	79c
9 KT 44337	3/4	12	4	79c
9 KT 44338	13/16	12	4	79c

3/8-in. sq. drive for square nuts

Catalog No.	Inches	Points	Wt.	Each
9 KT 44341	3/8	8	3	89c
9 KT 44342	7/16	8	3	89c
9 KT 44343	1/2	8	3	89c
9 KT 44344	9/16	8	3	89c
9 KT 44345	5/8	8	3	89c

CRAFTSMAN® Extra-deep Sockets



CRAFTSMAN extra-deep sockets have strong, thin walls for getting into hard-to-reach places. Especially useful for electronic, automotive and industrial jobs. "Super-Tuff" steel, heat-treated and tempered. Heavy, industrial-type nickel-chrome plating resists rust.

1/2-inch square drive, 12-point openings. Exceed Fed. Specs, GGG-W-641d, Type II, Class 2, Style B.

Catalog No.	Size	Shpg. wt.	Each
9 KT 47521	1/2-inch	6 oz.	\$1.49
9 KT 47522	9/16-inch	5 oz.	1.49
9 KT 47523	5/8-inch	5 oz.	1.49
9 KT 47524	11/16-inch	6 oz.	1.59
9 KT 47525	3/4-inch	7 oz.	1.59
9 KT 47526	29/32-inch	8 oz.	1.79
9 KT 47527	13/16-inch	8 oz.	1.79
9 KT 47528	7/8-inch	9 oz.	1.89
9 KT 47529	15/16-inch	9 oz.	1.99
9 KT 47531	1-inch	10 oz.	2.09
9 KT 47532	1 1/16-inch	11 oz.	2.19
9 KT 47533	1 1/8-inch	12 oz.	2.29

3/8-inch square drive Sockets.

Catalog No.	Inches	Points	Wt.	Each
9 KT 43310	3/8	12	4 oz.	99c
9 KT 43311	7/16	12	4 oz.	\$1.09
9 KT 43312	1/2	12	4 oz.	1.19
9 KT 43313	9/16	12	4 oz.	1.19
9 KT 43314	5/8	12	5 oz.	1.29
9 KT 43316	11/16	12	5 oz.	1.29
9 KT 43317	3/4	12	5 oz.	1.39
9 KT 43318	13/16	12	7 oz.	1.49
9 KT 43319	3/4	12	7 oz.	1.79
9 KT 43330	3/8	6	4 oz.	99c
9 KT 43331	7/16	6	4 oz.	1.09
9 KT 43332	1/2	6	4 oz.	1.19
9 KT 43334	9/16	6	4 oz.	1.19
9 KT 43335	5/8	6	5 oz.	1.29
9 KT 43336	11/16	6	5 oz.	1.29
9 KT 43337	3/4	6	6 oz.	1.39
9 KT 43338	13/16	6	7 oz.	1.49
9 KT 43339	3/8	6	8 oz.	1.79

1/4-inch square drive Sockets. Thin walls; deeply broached teeth.

Catalog No.	Inches	Points	Wt.	Each
9 KT 43571	3/16	6	3 oz.	99c
9 KT 43572	7/32	6	3 oz.	99c
9 KT 43573	1/4	6	3 oz.	99c
9 KT 43574	9/32	6	3 oz.	99c
9 KT 43575	5/16	6	3 oz.	99c
9 KT 43576	11/32	6	3 oz.	99c
9 KT 43577	3/8	6	3 oz.	99c
9 KT 43578	7/16	6	3 oz.	99c
9 KT 43589	1/2	6	4 oz.	99c

For impact wrenches, use Impact Sockets and Accessories . . see page 9

CRAFTSMAN® Heavy-duty Drag-link Sockets



1/2-inch square drive. Drag-link sockets with screw-driver type bit for slotted nuts on steering gear and shock absorbers. Chrome-plated "Super-Tuff" molybdenum steel. Use 1 1/8 and 1 3/8-inch size on trucks.

Catalog Number	Size	Shipping weight	Each
9 KT 44511	1 1/8-inch	4 ounces	\$1.19
9 KT 44512	3/4-inch	4 ounces	1.29
9 KT 44513	1 1/8-inch	5 ounces	1.39
9 KT 44514	1 3/8-inch	8 ounces	1.49

You can equip your entire workshop with power tools and accessories from this book

Only CRAFTSMAN® Ratchet Wrenches have a quick-release push button!

Just press release button (A) and socket slips off... no hard pulling or prying



Regular Ratchet Wrenches

Low as \$3.99 $\frac{1}{2}$ -inch

Flex-head Ratchet Wrenches

Low as \$6.99 $\frac{3}{8}$ -inch

NEW Fine-tooth Action Ratchets specially designed for fast work in tight spaces

Low as \$7.99 $\frac{1}{2}$ -inch drive

(1 and 2) In actual factory tightening tests, our wrenches were operated over $\frac{1}{2}$ -million times under full test load without serious wear. "Super-Tuff" steel. Exclusive quick-release push button (A); built-in reversing lever (B). Exceed Federal Specs. GGG-W-641d, Type III, Class 2 for torque strength.

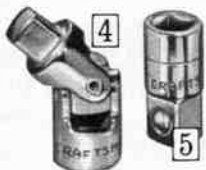
(1) Regular Ratchet Wrench.

Catalog Number	Square drive	Length inches	Weight lbs. Oz.	Each
9 KT 43175	$\frac{1}{4}$ -inch	5 $\frac{1}{2}$	6	\$3.99
9 KT 43785	$\frac{3}{8}$ -inch	6 $\frac{1}{2}$	11	5.49
9 KT 44975	$\frac{1}{2}$ -inch	10 $\frac{1}{2}$	1	7.49
9 KT 44976	$\frac{1}{2}$ -inch	15	12	8.49
9 KT 44801	$\frac{3}{4}$ -inch	19 $\frac{3}{4}$	5	17.99

(2) Flex-head Wrench. Similar to (1) but head adjusts 0° to 90° for easier operation at hard-to-work angles.

Catalog Number	Square drive	Length inches	Weight lbs. Oz.	Each
9 KT 42791	$\frac{3}{8}$ -inch	11 $\frac{1}{4}$	1	\$6.99
9 KT 44974	$\frac{1}{2}$ -inch	16 $\frac{1}{2}$	2	9.99

3 Combine operating precision and convenience with super-strength and long life. Fine-tooth action permits a handle movement as small as 4 degrees... provides maximum precision and working ease in tight spaces. Quick-release button (A) releases sockets instantly and easily... even tight or greasy ones. Built-in reversing lever (B) changes ratchet direction. Built-in knurled speeder (C) makes rapid spin down of nuts and bolts easy. Nickel-chrome-plated, drop-forged, "Super-Tuff" steel is exceptionally strong and long lasting. Exceed Federal Specifications GGG-W-641d, Type III, Class 2 for torque strength. $\frac{3}{8}$ -in. drive ratchet has 82-tooth action, is 6 $\frac{1}{2}$ in. long. $\frac{1}{2}$ -in. drive has 90-tooth action, is 10 $\frac{1}{2}$ in. long.
9 KT 43788— $\frac{3}{8}$ -in. drive. Shipping weight 11 ounces... \$7.99
9 KT 44978— $\frac{1}{2}$ -in. drive. Shipping weight 1 pound 6 ounces... 9.99



CRAFTSMAN® ratchet wrench Accessories

4 Universal Joints. Swing up to 90 degrees. Square drive. Exceed Fed. Specs. GGG-W-641d, Type IV, Class 2.

Catalog Number	Size	Shipping weight	Each
9 KT 4280	$\frac{1}{4}$ -in.	3 ounces	\$2.39
9 KT 4435	$\frac{3}{8}$ -in.	4 ounces	2.49
9 KT 4425	$\frac{1}{2}$ -in.	7 ounces	2.59

5 Socket Adapters. Change from one square drive to another.

Catalog Number	Drive size	Converts to	Shpg. wt.	Each
9 KT 4256	$\frac{3}{8}$ -in.	$\frac{1}{4}$ in.	3 oz.	99c
9 KT 4257	$\frac{3}{8}$ -in.	$\frac{3}{8}$ in.	3 oz.	99c
9 KT 4258	$\frac{3}{8}$ -in.	$\frac{1}{2}$ in.	4 oz.	\$1.09
9 KT 4259	$\frac{1}{2}$ -in.	$\frac{3}{8}$ in.	4 oz.	1.29
9 KT 4271	$\frac{1}{2}$ -in.	$\frac{3}{4}$ in.	6 oz.	1.69

6 Stud Remover. Capacity $\frac{5}{16}$ to $\frac{3}{4}$ inches. $\frac{1}{2}$ -inch square drive. Forged alloy steel.

9 KT 4457—Shipping wt. 14 oz.... \$4.99

7 $\frac{1}{4}$ -inch square drive Handle Extension. 4 $\frac{1}{2}$ inches long.

9 KT 43351—Shipping wt. 5 oz.... \$1.49

8 Socket Extension. For $\frac{1}{4}$ -inch square drive. $\frac{1}{4}$ -inch square female socket in top of shockproof, easy-grip plastic handle for use with ratchet, flex or slide-bar handles. 6 in. long.

9 KT 43371—Shipping wt. 5 oz.... \$1.89

9 Flex Extension. $\frac{1}{4}$ -in. square drive. Flexible cable. 4 in. long. Meets Fed. Specs. GGG-W-641d, Type IV.

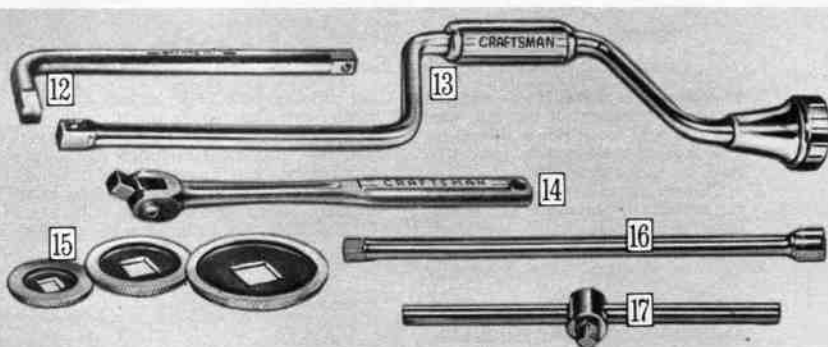
9 KT 4336—Shipping wt. 3 oz.... \$1.69

10 6-inch Flex Spinner. For $\frac{1}{4}$ -inch square drive sockets and fittings. Flexible steel cable. Plastic handle.

9 KT 4355—Shipping wt. 5 oz.... \$2.49

11 Crow-foot Wrenches. Chrome-plated. Use with any $\frac{3}{8}$ -in. drive accessory. Convenient in tight hard-to-reach places.

9 KT 43620— $\frac{3}{8}$ -in. Wt. 3 oz.	\$1.49	9 KT 43625— $\frac{1}{4}$ -in. Wt. 4 oz.	\$1.79
9 KT 43621— $\frac{3}{8}$ -in. Wt. 3 oz.	1.49	9 KT 43626— $\frac{3}{8}$ -in. Wt. 4 oz.	1.89
9 KT 43622— $\frac{1}{2}$ -in. Wt. 3 oz.	1.59	9 KT 43627— $\frac{1}{2}$ -in. Wt. 4 oz.	2.09
9 KT 43623— $\frac{3}{8}$ -in. Wt. 3 oz.	1.69	9 KT 43628— $\frac{3}{8}$ -in. Wt. 5 oz.	2.39
9 KT 43624— $\frac{3}{8}$ -in. Wt. 4 oz.	1.69	9 KT 43629—1-in. Wt. 6 oz.	2.49



12 CRAFTSMAN EII Handles. Use with spark-plug sockets.

Catalog Number	Square drive	Length	Shipping weight	Each
9 KT 4318	$\frac{3}{8}$ -in.	.7 in.	9 oz.	\$1.39
9 KT 4402	$\frac{1}{2}$ -in.	.8 in.	15 oz.	1.59

13 CRAFTSMAN Speeder Wrenches. Rugged, durable "Super-Tuff" steel. Exceed Federal Specifications GGG-W-641d, Type III, Class 3, Style A.

Catalog Number	Square drive	Length	Shipping weight	Each
*9 KT 4281	$\frac{1}{4}$ -in.	15 $\frac{1}{2}$ in.	10 oz.	\$2.59
*9 KT 4427	$\frac{3}{8}$ -in.	16 in.	1 lb. 4 oz.	2.69
*9 KT 4416	$\frac{1}{2}$ -in.	18 in.	2 lbs. 1 oz.	3.49

*No center grip †With rotating center grip

14 CRAFTSMAN Flex Handles. Sturdy hinged joint works at any angle. Extra-strong "Super-Tuff" steel. Positive stops at 0° and 45°. Exceed Federal Specifications GGG-W-641d, Type III, Class 1.

Catalog Number	Square drive	Length	Shipping weight	Each
9 KT 43523	$\frac{1}{4}$ -in.	6 in.	5 oz.	\$1.79
9 KT 44363	$\frac{3}{8}$ -in.	10 in.	14 oz.	3.19
9 KT 44201	$\frac{1}{2}$ -in.	15 in.	1 lb. 10 oz.	4.49
9 KT 44202	$\frac{1}{2}$ -in.	18 in.	1 lb. 15 oz.	5.29
9 KT 4431	$\frac{3}{4}$ -in.	18 in.	3 lbs.	8.29

15 CRAFTSMAN Ratchet Speeder Adapters. Fit between ratchet and socket. Set of three for $\frac{1}{4}$, $\frac{3}{8}$ and $\frac{1}{2}$ -inch drive ratchets. With plastic pouch.

9 KT 44191—Shipping wt. 4 oz.... Set \$1.59

16 CRAFTSMAN Extension Bars. Lock on. Chrome-plated "Super-Tuff" alloy steel. Exceed Federal Specifications GGG-W-641d, Type IV, Class 4. Added length eases work in tight places.


Catalog Number	Square drive	Length	Shipping weight	Each
9 KT 43530	$\frac{1}{4}$ -in.	3 in.	3 oz.	99c
9 KT 43531	$\frac{1}{4}$ -in.	6 in.	4 oz.	\$1.29
9 KT 43532	$\frac{1}{4}$ -in.	14 in.	7 oz.	2.29
9 KT 44260	$\frac{3}{8}$ -in.	3 in.	4 oz.	1.19
9 KT 44261	$\frac{3}{8}$ -in.	6 in.	6 oz.	1.49
9 KT 44262	$\frac{3}{8}$ -in.	10 in.	9 oz.	1.89
9 KT 44263	$\frac{3}{8}$ -in.	20 in.	1 lb. 3 oz.	2.99
9 KT 44130	$\frac{1}{2}$ -in.	3 in.	6 oz.	1.39
9 KT 44131	$\frac{1}{2}$ -in.	6 in.	9 oz.	1.69
9 KT 44132	$\frac{1}{2}$ -in.	10 in.	13 oz.	2.19
9 KT 44134	$\frac{1}{2}$ -in.	20 in.	1 lb. 7 oz.	3.49
9 KT 4441	$\frac{3}{4}$ -in.	8 in.	1 lb. 8 oz.	3.39
9 KT 4442	$\frac{3}{4}$ -in.	16 in.	2 lbs. 14 oz.	4.49

17 CRAFTSMAN Slide-bar Handles. Can be used either as "T" or "L" handles to loosen stubborn connections. Handy when working in tight places. Polished "Super-Tuff" steel.

Meet Federal Specifications GGG-W-641d, Type III, Class 4.

Catalog Number	Square drive	Length	Shipping weight	Each
9 KT 4354	$\frac{1}{4}$ -in.	4 $\frac{1}{2}$ in.	4 oz.	\$1.59
9 KT 4428	$\frac{3}{8}$ -in.	8 in.	10 oz.	1.99
9 KT 44150	$\frac{1}{2}$ -in.	9 in.	1 lb.	2.29
9 KT 44151	$\frac{1}{2}$ -in.	15 in.	1 lb. 6 oz.	3.39
9 KT 4443	$\frac{3}{4}$ -in.	18 in.	4 lbs.	4.89

Service foreign-made cars with **CRAFTSMAN® Metric Socket Wrench Sets** ..all unconditionally guaranteed



28 pieces—our most complete
Metric Socket-Wrench Set **\$42.99** with tool box

½-inch square drive. If you want an excellent assortment of the right sizes and the right tools, this is the set for you. Forged steel sockets have thin walls for use in tight places.

Chrome plated to resist rust. Meets the exacting requirements of the professional mechanic.

Set includes: nine 12-pt. sockets (9 to 22 mm), 2 extension bars (6 and 10 inch), one 18-in. speeder, 15-inch flex handle, crossbar, one 10¼-inch, exclusive fine-tooth quick-release ratchet wrench, six box-end and six open-end wrenches (6 x 8 to 17 x 19 mm). Strong steel tool box.

9 KT 44099—Wt. 12 lbs. 15 oz. Set \$42.99



15-piece Metric Socket Wrench Set **\$13.39**

¼-inch square drive. Set includes eight 6-point sockets (4 mm to 11 mm). One 5¼-inch quick-release ratchet wrench. One 6-inch flex handle. Crossbar. Two extensions (3-inch and 6-inch). One 4¾-inch slide bar. Set comes in durable Permanex® tool case.

9 KT 44145—Shipping weight 1 pound 5 ounces. Set \$13.39

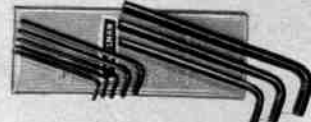


Metric Socket Sets

Eight 12-pt. sockets (9, 10, 12, 13, 14, 15, 17, and 19 mm). Square drive. Metal tray.

¾-in. drive. Shpg. wt. 13 oz.
9 KT 4347.....Set \$6.49

½-in. drive. Wt. 1 lb. 5 oz.
9 KT 43484.....Set \$7.29



Metric Hex Key Set

Rugged alloy steel takes years of use. Set includes 2, 2.5, 3, 4, 5, 6, 8 and 10 mm keys. Chamfered ends. Just about every size you'll need. All come in convenient plastic pouch.

Shipping weight 14 oz.
9 KT 46675.....Set \$1.29

Economy 21-piece Metric Set

½-in. hex drive—7¼-in. ell handle; ½-in. hex drive ratchet; screwdriver adapter; eight 12-pt. sockets (13 to 20 mm). ¼-in. hex drive—5¼-in. spinner handle; 4-in. ell handle; seven 6-pt. sockets (6 to 12 mm). Zinc-plated carbon steel. Plastic pouch; metal tray for sockets. NOT CRAFTSMAN.

Shipping weight 2 lbs. 12 oz.
9 KT 46273.....Set \$5.99



UNCONDITIONAL GUARANTEE

All CRAFTSMAN® wrenches and sockets and hex key sets on these two pages are unconditionally guaranteed. If any item fails to give complete satisfaction, return it, and it will be replaced free of charge. This guarantee does not apply to tools used in rental service.

Individual Metric Sockets

Low as **65¢**



CRAFTSMAN. Forged "Super-Tuff" alloy steel; chrome-plated for rust resistance. Deeply broached teeth for positive grip. Thin wall construction lets you get into tight places.

SIZE*	Catalog Number	Square Drive	Opening	Wt. oz.	Each
9MM	9KT44231	½	12 pt.	4	99¢
10MM	9KT44232	½	12 pt.	4	99¢
12MM	9KT44233	½	12 pt.	4	99¢
13MM	9KT44234	½	12 pt.	4	99¢
14MM	9KT44235	½	12 pt.	4	\$1.09
15MM	9KT44236	½	12 pt.	4	1.09
17MM	9KT44237	½	12 pt.	4	1.09
19MM	9KT44238	½	12 pt.	5	1.19
22MM	9KT44239	½	12 pt.	6	1.19
9MM	9KT44301	¾	12 pt.	3	89¢
10MM	9KT44302	¾	12 pt.	3	89¢
12MM	9KT44303	¾	12 pt.	3	89¢
13MM	9KT44304	¾	12 pt.	3	89¢
14MM	9KT44305	¾	12 pt.	3	99¢
15MM	9KT44306	¾	12 pt.	3	99¢
17MM	9KT44307	¾	12 pt.	4	99¢
19MM	9KT44308	¾	12 pt.	4	99¢
4MM	9KT43500	¼	6 pt.	2	65¢
5MM	9KT43501	¼	6 pt.	2	65¢
6MM	9KT43502	¼	6 pt.	2	65¢
7MM	9KT43503	¼	6 pt.	2	65¢
8MM	9KT43504	¼	6 pt.	2	65¢
9MM	9KT43505	¼	6 pt.	2	65¢
10MM	9KT43508	¼	6 pt.	3	65¢
11MM	9KT43509	¼	6 pt.	3	65¢



CRAFTSMAN® Metric Wrench Sets

6-piece Open-end Set. Same quality and sizes as 9KT42951 at right. Accurately broached jaw openings. For imported cars. Plastic pouch. Shpg. wt. 1 lb. 2 oz.
9 KT 44501...Set \$8.49

6-piece Box-end Sets. Countersunk 12-pt. openings. For imported cars. Sizes 6, 8x8, 7x9, 10x11, 12x14, 13x15 and 17x19 mm. Complete with plastic pouch. Shpg. wt. 1 lb. 4 oz.
9 KT 42951...Set \$10.79

Combination 10-piece Set. Open-end and 12-pt. box-end openings. For imported cars. Sizes 6, 8, 9, 10, 12, 13, 14, 15, 17, 19mm. Plastic pouch included. Shipping wt. 2 lbs.
9 KT 4291...Set \$15.49

CRAFTSMAN Individual Metric Wrenches

SIZE	CRAFTSMAN Individual Metric Wrenches		
	Catalog No.	Wt.	Each
OPEN END			
6x8MM	9 KT 44502	3 oz.	\$1.19
7x9MM	9 KT 44503	3 oz.	1.29
10x11MM	9 KT 44504	4 oz.	1.39
12x14MM	9 KT 44506	5 oz.	1.69
13x15MM	9 KT 44507	6 oz.	1.99
17x19MM	9 KT 44508	8 oz.	2.39
22x24MM	9 KT 44509	13 oz.	2.79
BOX END			
6x8MM	9 KT 42952	3 oz.	1.59
7x9MM	9 KT 42953	4 oz.	1.79
10x11MM	9 KT 42954	4 oz.	1.99
12x14MM	9 KT 42956	5 oz.	2.19
13x15MM	9 KT 42957	6 oz.	2.39
17x19MM	9 KT 42958	7 oz.	2.69
22x24MM	9 KT 42959	10 oz.	2.99

CRAFTSMAN Combination Metric Wrenches

SIZE	CRAFTSMAN Combination Metric Wrenches		
	Catalog Number	Shipping weight	Price Each
6MM	9 KT 42910	3 oz.	\$1.39
7MM	9 KT 42911	3 oz.	1.39
8MM	9 KT 42912	3 oz.	1.49
9MM	9 KT 42913	3 oz.	1.49
10MM	9 KT 42914	3 oz.	1.59
11MM	9 KT 42915	4 oz.	1.59
12MM	9 KT 42916	4 oz.	1.69
13MM	9 KT 42917	5 oz.	1.69
14MM	9 KT 42918	5 oz.	1.79
15MM	9 KT 42919	7 oz.	1.89
17MM	9 KT 42920	7 oz.	1.99
19MM	9 KT 42921	9 oz.	2.19
22MM	9 KT 42922	11 oz.	2.79
24MM	9 KT 42923	14 oz.	3.19



CRAFTSMAN® Bits

1 Phillips-type Bits. ¼-in. drive. 1½ in. long.
9 KT 42681—No. 1. Wt. 3 oz. \$1.49
9 KT 42682—No. 2. Wt. 3 oz. 1.49

¾-in. drive. 2½ in. long.
9 KT 44371—No. 2. Wt. 4 oz. 1.59
9 KT 44372—No. 3. Wt. 4 oz. 1.59
9 KT 44373—No. 4. Wt. 4 oz. 1.59

2 Slotted Screwdriver Bits. ¼-in. drive. 1½ in. long.
9 KT 42691—.030x¼ in. Wt. 3 oz. 1.39
9 KT 42692—.039x¼ in. Wt. 3 oz. 1.39

¾-in. drive. 2 in. long.
9 KT 42651—.030x¼ in. Wt. 4 oz. 1.49
9 KT 42652—.039x¼ in. Wt. 4 oz. 1.49
9 KT 42653—.055x¼ in. Wt. 4 oz. 1.49

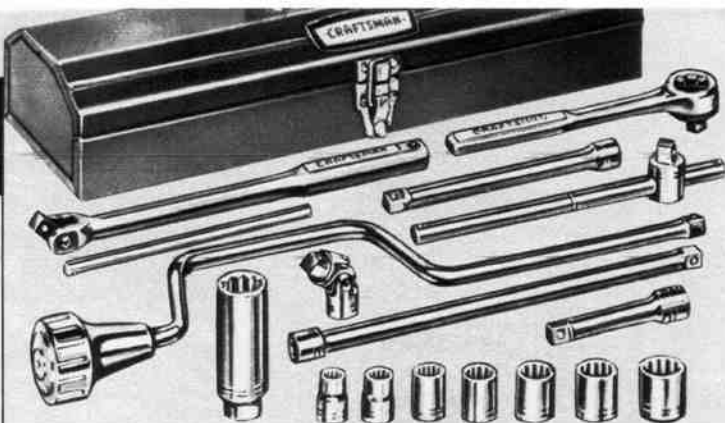
3 Hex Setscrew Bits. ¼-in. drive. 1½ in. long.
9 KT 42701—¾ in. Wt. 3 oz. 1.19
9 KT 42702—¾ in. Wt. 3 oz. 1.19
9 KT 42703—¾ in. Wt. 3 oz. 1.19
9 KT 42704—¾ in. Wt. 4 oz. 1.19
9 KT 42705—¾ in. Wt. 4 oz. 1.19

¾-in. drive. 2 in. long.
9 KT 46660—¾ in. Wt. 3 oz. 1.29
9 KT 46661—¾ in. Wt. 3 oz. 1.29
9 KT 46662—¾ in. Wt. 3 oz. 1.29
9 KT 46663—¾ in. Wt. 4 oz. 1.29
9 KT 46664—¾ in. Wt. 4 oz. 1.29
9 KT 46665—¾ in. Wt. 4 oz. 1.29

3/8-inch square drive

GUARANTEE

If any CRAFTSMAN® tool on these two pages fails to give complete satisfaction, return it and it will be replaced free of charge. Guarantee void for tools used in rental services.



CRAFTSMAN® 10-piece Socket Wrench Set

3/8-inch square drive. With the pieces you need for many jobs about the home. For autos, motorcycles, outboard motors, lawnmowers, power tools, other equipment. Thin socket walls for work in close places. 10-piece set includes: Seven 12-pt. sockets (3/8

to 1/2 inch), 10-inch flex handle, crossbar.

Made of "Super-Tuff" steel, heat treated and chrome plated. All pieces packed in durable Permanex® case.

Shipping weight 2 lbs.
9 KT 4395.....Set \$7.79

CRAFTSMAN® 18-piece Socket Wrench Set


3/8-inch square drive. Popular in aircraft and automotive factories, but just as handy for the home craftsman. Made of "Super-Tuff" alloy steel, tempered and heat treated for strength. Thin, strong socket walls get into tight places. Each socket is built deep for the best possible hold.

Set includes seven 12-pt. sockets (3/8 to 3/4 inch), 1 3/8-inch spark plug socket, 3 extensions (3, 6 and 10 inch), exclusive fine-tooth quick-release reversible ratchet, 8-inch slide bar handle, 16-inch speeder, 10-inch flex handle, crossbar, universal joint. Permanex® case.
9 KT 43974—Wt. 8 lbs. 7 oz. Set \$25.99

Individual Flexible Sockets

CRAFTSMAN 3/8-in. square drive. Rugged "Super Tuff" alloy steel. A combination of socket and universal joint for greater flexibility.

Catalog Number	Size inches	Points	Shpg. wt.	Each
9 KT 43252	3/8	12	4 oz.	\$2.59
9 KT 43253	7/16	12	4 oz.	2.59
9 KT 43254	1/2	12	4 oz.	2.59
9 KT 43255	9/16	12	4 oz.	2.59
9 KT 43256	5/8	12	4 oz.	2.59
9 KT 43257	11/16	12	4 oz.	2.59
9 KT 43258	3/4	12	4 oz.	2.59
9 KT 43261	3/8	6	4 oz.	2.59
9 KT 43262	7/16	6	4 oz.	2.59
9 KT 43263	1/2	6	4 oz.	2.59
9 KT 43264	9/16	6	4 oz.	2.59
9 KT 43265	5/8	6	4 oz.	2.59
9 KT 43266	11/16	6	4 oz.	2.59
9 KT 43267	3/4	6	4 oz.	2.59



CRAFTSMAN® 8-pc. Flexible Socket Set

3/8-inch square drive. 12-pt. openings, universal joints. 3/8, 7/16, 1/2, 9/16, 5/8, 11/16, 3/4-inch. Permanex tool case. Exceeds Federal Specifications GGG-W-641d, Type II. Class 4.
Shipping wt. 1 lb. 7 oz.
9 KT 43812.....Set \$15.99

Spark Plug Socket with neoprene insert

CRAFTSMAN. For installation and removal of spark plugs. Helps protect porcelain. Chrome-plated 1 3/8-in. 6-pt. openings. Hex plug for use with wrench.
9 KT 43321—3/8-in. drive.
9 KT 44241—1/2-in. drive.
Shpg. wt. 6 oz. . . Each \$1.69


CRAFTSMAN® 10-pc. Deep Socket Set

3/8-inch square drive. For over-protruding bolts. 6-pt. sockets, 2 3/4 in. long. Set includes nine sockets (3/8, 7/16, 1/2, 9/16, 5/8, 11/16, 3/4, 13/16 and 3/4-inch)—plus metal tray.
Shpg. wt. 2 lbs. 4 oz.
9 KT 43156.....Set \$9.99

CRAFTSMAN® 9-pc. Socket Set

3/8-inch square drive. 12-point sockets of "Super-Tuff" steel. 3/8, 7/16, 1/2, 9/16, 5/8, 11/16, 3/4 and 13/16-inch sockets. Come packed in a handy metal storage tray.
Shipping weight 1 pound.
9 KT 4389.....Set \$5.49

CRAFTSMAN® 1/4-inch square drive Socket Wrench Sets



CRAFTSMAN "Midget" Socket Wrench Sets. 1/4-inch square drive. Specifically designed for ignition, electrical work, especially for repair technicians. "Super-Tuff" alloy steel . . . heat treated and tempered.

12-piece Set: Nine 6-pt. sockets (3/16 to 1/2 inch), flex handle and crossbar. Built for durability and long life. Packed in strong Permanex tool case.
Shipping weight 15 ounces.
9 KT 44062.....Set \$5.79

16-piece Set: Nine 6-pt. sockets (3/16 to 3/4 in.), reversible quick-release ratchet, flex handle, crossbar. With 2 extensions (3 and 6 inch). Slide bar handle. Permanex tool case. Shpg. wt. 1 lb. 8 oz.
9 KT 44147.....Set \$11.79

CRAFTSMAN® 48-piece Socket Wrench Set

1/4-inch square drive. Ten 6-pt. sockets (3/32 to 1/2 inch), nine 6-pt. deep sockets (3/16 to 1/2 inch), quick-release reversible ratchet, flex handle, crossbar, slide bar handle, 6-inch extension handle, 4-inch flex extension, three extensions (3, 6, and 14 inch), 5/16-inch setscrew wrench,

five hex wrench sockets (3/16 to 3/8 inch), two Phillips screwdriver-bit sockets (Nos. 1 and 2), three clutch-head bit sockets (5/32 to 5/16 inch), two screwdriver bit sockets, universal joint, five magnetic inserts. Metal tool box.
Shipping weight 5 pounds 2 ounces.
9 KT 44391.....Set \$37.99

21-pc. Socket Wrench Set

1/4 and 1/2-inch hexagonal drive. Heat treated tempered carbon steel, zinc plated. 3/8-inch hex parts include: 7 3/4-in. Ell handle, ratchet wrench, screwdriver adapter, eight 12-point sockets (7/16 to 1 1/8 in.). 1/4-inch hex parts include: 4-in. Ell handle, 5 3/4-in. spinner handle, five 6-point sockets (3/8 to 1 1/8 in.) and 2 square sockets (3/4 and 1 1/8-in.). Metal tray for sockets. Plastic pouch. Not CRAFTSMAN.
9KT46271—Wt. 2 lbs. 12 oz. Set \$4.19



10-piece Socket Set

1/4-inch hexagonal drive. Parts include: 5 3/8-inch spinner handle; 4-inch "Ell" handle; five 6-point sockets (3/8 to 1 1/8 inch); and 2 square sockets (3/4 and 1 1/8 inch). Metal tray. Plastic pouch. Not CRAFTSMAN.
Low-priced set made of durable high-carbon steel.
Shipping wt. set 9 oz.
9 KT 46252.....Set \$1.19




If a tool ever breaks in any **CRAFTSMAN**® Mechanic's

Super-strong Permanex® Tool Case comes with many of the CRAFTSMAN Mechanic's Tool Sets in this catalog. Double-wall blow-molded polyethylene has tremendous resistance to impact and abuse, even at 20° below zero. Won't chip, crack, peel or rust. No coated finish to wear off . . . color goes all the way through. Resists denting, acids, alkalies, oils, solvents and water.




CRAFTSMAN®
15-piece
"Super-Tuff"
Socket Set
\$12.99 with tray

Use on standard hex nuts, cap screws. 3/4-in. square drive forged, 12-pt. "Super-Tuff" steel sockets, heat-treated and tempered. Thinner walls for use in close quarters. Nickel chrome-plated.
Sizes: 1/16, 1/8, 3/16, 1/4, 5/16, 3/8, 1/2, 5/8, 3/4, 7/8, 1, 1 1/8, 1 1/4, 1 1/2, 1 3/4-in. Metal tray. Meets Fed. Spec. GGG-W-641d, Type II, Class 2. Shpg. wt. 4 lbs.
9 KT 4348.....Set \$12.99



CRAFTSMAN® 13-piece
Extra-deep Socket Set
\$17.99 with tray

Hot forged 1/2-inch-drive sockets. Thin walls allow working in tight places. All parts nickel chrome-plated. Sockets of "Super-Tuff" alloy steel, heat-treated and tempered for greater strength. 12-pt. openings. Socket sizes: 1/8, 3/16, 1/4, 5/16, 3/8, 1/2, 5/8, 3/4, 7/8, 1, 1 1/8, 1 1/4, 1 1/2, 1 3/4-in. Comes in convenient metal tray. Meet Federal Specifications GGG-W-641d, Type II, Class 2.
Shipping weight 5 pounds 7 ounces.
9 KT 43831.....Set \$17.99



CRAFTSMAN® 13-piece
Socket Wrench Set
\$12.99 with case

1/2-inch drive. Designed to meet the needs of home-shop repairs, and professional mechanics. Forged "Super-Tuff" alloy steel, heat-treated and tempered for extra strength and nickel chrome-plated to resist rust and corrosion. Strong, forged sockets have extra-thin walls for working in tight, hard-to-get-at places.
Set includes ten forged 12-point sockets (1/8, 3/16, 1/4, 5/16, 3/8, 1/2, 5/8, 3/4, 7/8, 1, 1 1/8, 1 1/4, 1 1/2, 1 3/4 and 1 inch). 15-inch flex handle. Crossbar. Set comes in super-strong Permanex tool case for added protection.
9 KT 4396—Wt. 5 lbs.....Set \$12.99



CRAFTSMAN® 19-piece
Socket Wrench Set
\$29.99 with box

1/2-inch drive. Popular among mechanics in the industrial, automotive and aircraft fields. Excellent for use in repairing power farm equipment, engines and other machinery. Sockets and parts are forged of "Super-Tuff" alloy steel, heat-treated and tempered for super strength and nickel chrome-plated to resist rust and corrosion.
With ten 12-point sockets (1/8, 3/16, 1/4, 5/16, 3/8, 1/2, 5/8, 3/4, 7/8, 1, 1 1/8, 1 1/4, 1 1/2, 1 3/4, 1 7/8 and 1 inch). Two socket extensions (6 and 10 inches). Fine tooth-quick release reversible ratchet. 18-inch speeder. 15-inch flex handle. Crossbar; universal joint; 1 3/8-inch spark-plug socket. Comes in metal box.
9 KT 44093—Shpg. wt. 11 lbs. 15 oz.....Set \$29.99




CRAFTSMAN® 18-piece
Socket Wrench Set
SPECIALLY DESIGNED
FOR MAINTENANCE
OF HEAVY EQUIPMENT
\$61.99 with tool box

3/4-inch drive . . . extra heavy duty. Made to handle big, tough jobs on heavy equipment in plants, garages, repair shops. Sockets are hot forged so grain of metal follows socket contour . . . adds tremendous strength . . . takes 25% more stress than ordinary sockets. Thinner walls, no shoulders (socket grips nut at full depth). "Super-Tuff" steel is heat-treated, tempered and nickel chrome-plated to resist rust.
Set includes thirteen 12-point sockets (1 1/16, 1 1/8, 1 1/4, 1 3/8, 1 1/2, 1 5/8, 1 3/4, 1 7/8, 1 15/16, 1 7/8, 1 15/16, 1 3/4, 1 13/16, 1 1/2 and 2-inch). Two extensions (8 and 16 inches). Reversible quick-release ratchet. 18-inch slide bar handle. Heavy-duty steel tool box.
Shipping weight 33 pounds.
99 KT 46315C.....Set \$61.99

Tool Set, we'll replace it free of charge

Only **CRAFTSMAN®** Tool Sets have push-button socket changing . .

No more hard pulling and prying to get a tight or greasy socket off the ratchet wrench. Just press the button . . and socket is released. Also makes it much easier to attach socket to wrench. Remember, this important feature is on every ratchet in every CRAFTSMAN Tool Set that we sell.



45-piece Set . . . **\$52.99**


1/4 and 1/2-in. drive **Tool box included**

1/4-in. square-drive parts. Nine 6-pt. sockets (3/16, 1/8, 1/4, 5/16, 3/8, 1/2, 5/8, 3/4, 7/8 and 1-in.). Quick-release reversible ratchet. 2 extensions (3, 6-in.). 6-in. flex handle. Crossbar. 4 1/2-in. slide bar handle. In Permanex® case.

1/2-in. square-drive parts. Thirteen 12-pt. sockets (1/8 to 1 1/2-in.). Three 12-pt. deep sockets (3/4, 1 1/8, 1 1/2-in.). Three 8-pt. sockets (1/2, 5/8, 3/4-in.). Fine tooth-quick release reversible ratchet wrench. 3 socket extensions (3, 6 and 10-in.). 9-in. slide bar handle. 18-in. speeder. 15-in. flex handle. Crossbar. 3/4-inch universal joint.

Steel tool box. 19 1/2 x 6 x 6 inches high. With tote tray. 99 KT 44115C2—Shipping weight 22 pounds. . . . Set \$52.99

Same as set above, but without tool box.
9 KT 44112—Shipping weight 13 lbs. 6 oz. Set 49.99



104-pc. Set . . . 1/4, 3/8, 1/2-in. drive **\$89.99**

Tool box included

1/4-inch square-drive parts. Nine 6-point sockets (3/16 to 1/2-inch); 3 and 6-inch extension bars; 6-inch flex handle. In durable Permanex polyethylene case.

3/8-inch square-drive parts. Seven 6-point sockets (3/4 to 3 1/2-inch); five extra-deep 12-point sockets (1/2 to 3 1/2-inch); 1 1/2-inch spark plug socket; universal joint; fine tooth-quick release reversible ratchet; 3 and 6-inch extension bars.

1/2-inch square-drive parts. Eleven 12-point sockets (3/4 to 1 1/2-inch); fine tooth-quick release reversible ratchet; 6-inch extension bar; 15-inch flex handle.

Miscellaneous Tools. Seven open-end wrenches (3/8 x 1/2 to 1 1/2 x 1-inch); eight open-end midjet ignition wrenches (1/2 to 1 1/8-inch); 14-piece hex key set; four screwdrivers (3/16 x 4-inch, 1/2 x 6-inch, stubby, and No. 2 Phillips); 5-piece punch and chisel set; hacksaw with 10 extra blades; 8-inch adjustable wrench; slip-joint, ignition and arc-joint pliers; 5-piece magnetic socket-insert set; variable-size nut driver.

Steel tool box. 20 inches long; 8 1/2 inches wide; 9 1/2 inches high. Tote tray included. 99 KT 4408C—Shipping weight 31 pounds. Set \$89.99

Setscrew Wrenches and Socket Setscrews

(1 thru 3) CRAFTSMAN Setscrew Wrench Sets. Top professional quality. Tough alloy steel . . . rust-resistant finish. Chamfered ends. Wrench sizes marked on shanks. Can be used at either end. In plastic pouch.

1 11-piece Short-arm Set. Includes sizes .050, 1/16, 5/64, 3/32, 7/64, 1/8, 9/64, 5/32, 3/16, 1/32 and 1/4-inch. Plastic pouch. 9 KT 46693—Shipping wt. 6 oz. Set 69c

2 9-pc. Long-arm Set. Sizes 5/64, 3/32, 7/64, 1/8, 9/64, 5/32, 3/16, 1/32, 1/4-in. 9 KT 46673—Shipping wt. 8 oz. Set 79c

3 14-piece Combination Set. Short-arm sizes: .050, 1/16, 5/64, 3/32, 7/64, 1/8, 9/64-inch. Long-arm sizes: 7/64, 1/8, 9/64, 5/32, 3/16, 1/32, 1/4 and 5/16-inch. In plastic pouch. 9 KT 46683—Shpg. wt. 11 oz. Set \$1.19

4 9-in-1 Steel Setscrew Wrench Sets. 9 sizes from .050 to 3/16-inch. 9 KT 46281—Shpg. wt. 6 oz. Set \$1.49
9 sizes from 5/64 to 1/4-inch. 9 KT 46282—Shpg. wt. 8 oz. Set \$1.59

5 CRAFTSMAN Short-arm Setscrew Wrenches. Corrosion-resistant finish. Chamfered ends. Use at either end.

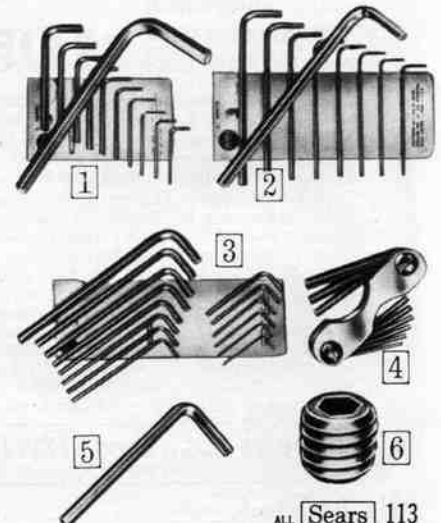
Catalog No.	Size	Wt.	Price	Catalog No.	Size	Wt.	Price
9 KT 28130	.050	1 oz.	11c	9 KT 28181	9/64	1 oz.	11c
9 KT 28132	1/16	1 oz.	11c	9 KT 28136	5/32	1 oz.	12c
9 KT 28133	5/64	1 oz.	11c	9 KT 28137	3/16	1 oz.	12c
9 KT 28134	3/32	1 oz.	11c	9 KT 28138	7/32	2 oz.	12c
9 KT 28180	7/64	1 oz.	11c	9 KT 28139	1/4	2 oz.	12c
9 KT 28135	1/8	1 oz.	11c				

CRAFTSMAN Long-arm Setscrew Wrenches. (Not shown.)


Catalog No.	Size	Wt.	Price	Catalog No.	Size	Wt.	Price
9 KT 28170	5/64	1 oz.	11c	9 KT 28174	3/16	2 oz.	15c
9 KT 28171	3/32	1 oz.	11c	9 KT 28175	7/32	3 oz.	16c
9 KT 28185	7/64	1 oz.	11c	9 KT 28176	1/2	3 oz.	16c
9 KT 28172	1/8	1 oz.	11c	9 KT 28177	5/16	5 oz.	25c
9 KT 28186	9/64	2 oz.	11c	9 KT 28178	3/8	7 oz.	45c
9 KT 28173	5/32	1 oz.	11c	9 KT 28179	1/2	12 oz.	69c

6 Socket Setscrews. Shipping weight each 1 ounce.

Catalog No.	Diam.	Lgh.	Threads	Price	Catalog No.	Diam.	Lgh.	Threads	Price
9KT28091	#6	3/4	.32.	11c	9KT28096	3/4	1 1/2	.20.	12c
9KT28092	#8	5/8	.32.	11c	9KT28097	7/8	1 1/2	.18.	12c
9KT28093	#10	3/4	.24.	11c	9KT28098	1 1/8	1 1/2	.18.	13c
9KT28094	#10	3/4	.32.	11c	9KT28099	1 1/8	3/8	.16.	13c
9KT28095	1/4	3/4	.20.	12c					



Every tool in every CRAFTSMAN® Mechanic's Tool Set



CRAFTSMAN® 118-piece Set

1/4, 3/8 and 1/2-inch
drive parts plus
selected hand tools

\$105⁹⁵ without tool chest

1/4-inch square drive: Nine 6-point sockets (3/16 to 3/4-in.); quick-release reversible ratchet; 2 extensions (3 and 6-in.).

3/8-inch sq. drive: Five 8-pt. sockets (1/4 to 1/2-in.); seven 12-pt. sockets (3/8 to 3/4-in.); 3 extensions (3, 6 and 10-in.); 10-in. flex handle; crossbar; 8-in. slide bar handle; fine tooth-quick release rev. ratchet; universal joint.

1/2-inch sq. drive: Thirteen 12-point sockets (7/16 to 1 1/4-in.); five 8-point sockets (1/2 to 3/4-in.); 5-piece punch and chisel set; 3 screwdrivers (4, 6 and 8-in.); 10-piece combination ignition wrench set; 12-oz. ball-pein hammer; hacksaw with 10 extra blades. Heavy-duty chest (26x10x11 3/8 in.) with lock and two keys.

Miscellaneous Tools: 14 hex key wrenches; 6 open-end and 6 long box-end wrenches (3/8x7/16 to 1 3/4x1-in.); 3 short box-end wrenches (3/8x7/16 to 3/4x3/4-in.); 5-piece punch and chisel set; 3 screwdrivers (4, 6 and 8-in.); 10-piece combination ignition wrench set; 12-oz. ball-pein hammer; hacksaw with 10 extra blades. Heavy-duty chest (26x10x11 3/8 in.) with lock and two keys.

99 KT 43457C2—With chest, Shpg. wt. 64 lbs. Set \$129.95
99 KT 43384C—Without chest, Shpg. wt. 27 lbs. Set 105.95

Sears Has a Credit Plan to Suit Your Needs

SEE BIG BOOK OR ASK FOR DETAILS



CRAFTSMAN® 155-piece Set

1/4, 3/8 and 1/2-inch
drive parts . . . many
special hand tools

\$147⁹⁵ without cabinet

1/4-inch sq. drive: Nine 6-pt. sockets (3/16 to 3/4-in.); quick-release rev. ratchet; flex handle; crossbar; 2 extensions (3 and 6-in.). Permanex® polyethylene case.

3/8-inch square drive: Five 8-pt. sockets (1/4 to 1/2-in.); seven 12-pt. sockets (3/8 to 3/4-in.); seven 12-pt. extra-deep sockets (3/8, 7/16, 1/2, 9/16, 5/8, 11/16, 3/4-in.); two 12-pt. flexible sockets (1/2 and 9/16-in.); three extensions (3, 6 and 10-in.); 16-in. speeder wrench; 10-in. flex handle; crossbar; 8-in. slide bar handle; fine tooth-quick release rev. ratchet; universal joint; 1 3/16-in. spark plug holding socket.

1/2-inch sq. drive: Thirteen 12-pt. sockets (7/16 to 1 1/4-in.); five 8-pt. sockets (1/2 to 3/4-in.); eleven 12-pt. deep sockets (7/16 to 1 1/2-in.); four extensions (3, 6, 10 and 20-in.); 15-in. flex handle; crossbar; 9-in. slide bar handle; 18-in. speeder wrench; fine tooth-quick release reversible ratchet; universal joint.

Misc. Tools: Wrenches: 6 open-end and 6 long box-end (3/8x7/16 to 1 3/4x1-in.), 3 short box-end (3/8x7/16 to 3/4x3/4-in.), 3 tappet (3/8x7/16 to 3/8x1 1/16-in.), one 8-in. adjustable. 14 hex keys; 5-pc. punch, chisel set; 15-pc. hex die set; 3 screwdrivers (4, 6, 8-in.); 2 ball-pein hammers (8, 12-oz.); variable-size nut driver; hacksaw with 10 extra blades; 3-drawer roller cabinet (26 1/2x18x32 1/2 in.).

99 KT 43467N2—With cabinet, Shpg. wt. 136 lbs. Set \$199.95
99 KT 43394L—Without cabinet, Shpg. wt. 41 lbs. Set 147.95

is backed by a free-replacement **GUARANTEE**

You get all these fine quality features in all sets on pages 112 through 116

- **GUARANTEE:** If any tool in sets shown on pages 112 through 116 fails to give complete satisfaction, return it and it will be replaced free. (This does not apply to tools used in rental service.)
- **All sets are top industrial quality.** "Super-Tuff" alloy steel with heavy, industrial-type nickel-chrome plating. Prices are determined by the make-up of sets . . . not by differences in quality.
- **Exceed Federal Specifications.** All sockets, accessories and wrenches exceed Specifications GGG-W-641d and GGG-W-636d.
- **Exclusive quick-release button on ratchet wrenches.** Just press button, and sockets slip easily on and off (see page 110).
- **The ratchet wrenches were operated over 1/4 million times** under full load, in factory tests, without showing serious wear. (3/8-inch at 120 inch-pounds; 1/2-inch at 400 inch-pounds; 3/4-inch at 1200 inch-pounds; 1-inch at 2700 inch-pounds).
- **Sockets are hot forged for tremendous strength** in large 1/2 and 3/4-inch-drive sizes. Walls are thinner to fit tight places.



CRAFTSMAN® 220-piece Tool Set

1/4, 3/8, 1/2 and 3/4-inch-drive parts . . . plus more special tools than in any other set **\$226⁰⁰** without cabinet

This superb set is designed to meet the most rigid requirements of the professional mechanic.

1/4-in. sq.-drive parts. Nine 6-pt. sockets (3/16 to 1/2-in.); quick-release reversible ratchet; 6-inch flex handle; crossbar; 2 extensions (3 and 6-inch); 4 1/2-in. slide bar handle; durable Permanex® polyethylene case.

3/8-inch square-drive parts. Five 8-pt. sockets (1/4 to 1/2-in.); eight 12-pt. sockets (3/8 to 1 1/8-in.); eight 12-pt. extra-deep sockets (3/8 to 1 1/8-in.); seven 12-pt. flexible sockets (3/8 to 3/4-in.); three extensions (3, 6 and 10-in.); 16-in. speeder wrench; 10-in. flex handle; crossbar; 8-in. slide bar handle; fine tooth-quick release reversible ratchet, universal joint No. 2 Phillips bit.

1/2-inch square-drive parts. Fourteen 12-pt. sockets (1/2 to 1 1/4-in.); five 8-pt. sockets (3/8 to 3/4-inch); twelve 12-pt. deep sockets (3/8 to 1 1/8-inch); four extensions (3, 6, 10 and 20-inch); 15-inch flex handle; crossbar; 9-inch slide bar handle; 18-inch speeder wrench; fine-tooth-quick release rev. ratchet; stud remover, univ. joint.

3/4-inch square-drive parts. Eight 12-pt. sockets (1 1/8 to 1 3/4-in.); 8-in. extension; 18-in. slide bar handle.

Other Tool Sets: 14-piece hex key set; 8-piece long box-end wrench set; 6-piece combination wrench set; 9-piece open-end wrench set; 7-piece screwdriver set (4, 6 and 8-inch; Phillips Nos. 1, 2, 3; stubby); 12-piece punch and chisel set; 15-piece hex die set.

Miscellaneous Tools. Three short box-end wrenches; three tappet wrenches (3/8 x 1/8 to 3/4 x 1 1/8-in.); line-up punch; offset screwdriver; 12-in. pickup tool; arc-joint pliers; 6-in. long-nose pliers; cotter key extractor. Brake adjusting tool; 3/8 x 1/8 and 1/2 x 3/8-in. ratchet box-end wrenches; rolling wedge bar; hack saw with ten extra 10-in. blades; 10-in. locking plier wrench; 8-in. adjustable-end wrench; 10-piece ignition wrench set; ignition gauge; variable-size nut driver; 8 and 12-oz. ball-pein hammers.

Set with heavy-duty Roller Cabinet. Sliding front panel, with cylinder lock and keys, covers bottom compartment and locks the three drawers. 26 1/2 x 18 x 32 1/2 in. Shipping weight 161 pounds.

99 KT 46309N2.....Set \$275.00

Set without cabinet. Shipping weight 66 pounds.
99 KT 46329L.....Set \$226.00



Sears

CRAFTSMAN®

The greatest name in Tools

for home, farm and shop . . . the handyman and the professional craftsman

SEARS, ROEBUCK AND CO.

Satisfaction Guaranteed or your money back



CRAFTSMAN® 92-pc. Mechanic's Tool Set

Featuring 2 fine tooth-action Ratchet Wrenches with quick-release push button (A), built-in reversing lever (B) and built-in knurled speeder (C)



Push button (A) instantly releases socket . . . even if it's tight or greasy

Entire Set, including steel tool box
\$61⁹⁹

Fine-tooth action of ratchet wrenches permits handle movement as small as 4 degrees . . . provides maximum precision and working ease in tight spaces. Nickel-chrome-plated, drop-forged "Super-Tuff" steel. Exceed Fed. Specs. GGG-W-641d, Type III, Class 2.

1/4-inch square-drive parts. Nine 6-pt. sockets (1/8 to 1/2-in.); 6-in. flex handle, extension bar; Permanex® polyethylene case.

3/8-inch square-drive parts. Seven 12-point sockets (3/8 to 3/4-inch); 1 1/16-inch spark plug socket; fine tooth-quick release reversible ratchet; 10-inch flex handle; 3-inch extension bar; and adapter to fit wrench to 1/4-inch sockets.

1/2-inch square-drive parts. Eleven 12-point sockets (1/2 to 1 1/8-inch); two extra-deep sockets (3/4 and 7/8-inch); 10 3/8-inch fine tooth-quick release reversible ratchet; and two extension bars (3-inch and 6-inch).

Miscellaneous Tools. Five open-end wrenches (3/8x7/16 to 3/4x7/8-inch); ten combination midjet ignition wrenches (3/4x3/16 to 3/8x7/16-inch); 14-piece hex key set; three screwdrivers (3/16x4-inch, 3/8x6-inch and No. 2 Phillips); 3/2-inch cold chisel; 3/8-inch pin punch; 3/8-inch center punch; hacksaw with 10 extra blades; and 5-piece magnetic socket-insert set.

Steel Tool Box. 18 inches long, 8 inches wide and 9 inches high. Handy tote tray is included. Comfortable carrying handle.

99 KT 33051C—Shipping weight 24 pounds. . . . Set \$61.99

SEE OUR FREE-REPLACEMENT GUARANTEE ON PAGE 115

Sears Has a Credit Plan to Suit Your Needs

SEE BIG BOOK OR ASK FOR DETAILS