

SERIAL 4078

REPAIR PARTS FOR

No. 2 Surface Grinding Machine

and

No. 2B Surface Grinding Machine

with Hand Feeds Only

Parts listed are for both the No. 2 and No. 2B Machines unless otherwise specified.

Each machine on leaving our works is stamped with a serial number. These numbers are stamped in quarter-inch figures on the front of spindle head and on the right-hand pad on top of table.

In ordering repair parts it is essential that the Style, Size, and Serial Number of the machine be given in addition to the Part Number shown in this pamphlet. To facilitate immediate delivery this information is essential.

**IMPORTANT**


Parts as shown in this book are **finished** parts and are shown for identification purposes only. In some cases, repair parts are not furnished as shown, particularly where they require fitting in position and thus may require holes to be drilled, keyways to be cut and shoulders to be squared-off in order to make them fit properly.

BROWN & SHARPE MFG. CO.

PROVIDENCE, R. I., U. S. A.

1936





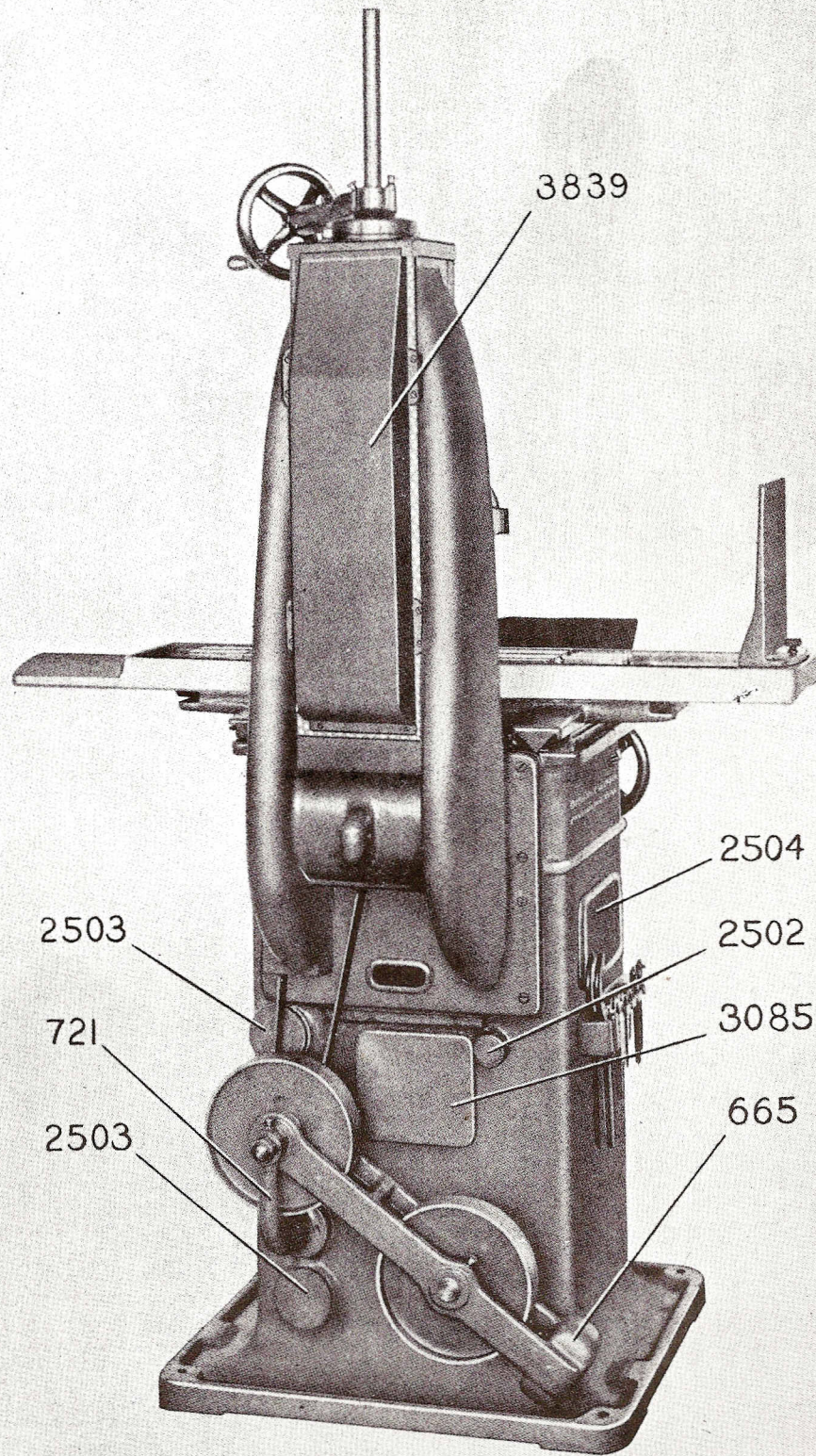
Front View

**When ordering parts, specify the style, size  
and serial number of machine.**

**Front View**

42	Base Door
56	Sliding Table
633	Head Elevating Screw Upper Guard
634	Head Elevating Screw Guard Guide, Right
635	Head Elevating Screw Guard Guide, Left
636	Head Elevating Screw Lower Guard
637	Spindle Head
639	Wheel Guard
640	Wheel Guard Cover
641	Dust Deflector
646	Carriage
704	Carriage Dust Guard
3828	Intermediate Dust Guard
3829	Dust Guard Guide, Lower Front
3830	Front Outer Dust Guard
3831	Front Inner Dust Guard
3833	Wrench Rack
3834	Sight Feed Oiler





**Rear View**  
**(Belt Driven Machines)**




**When ordering parts, specify the style, size  
and serial number of machine.**

**Rear View  
(Belt Driven Machines)**


- 665 Belt Tightener Frame**
- 721 Belt Tightener Bracket**
- 2502 Idler Pulley Stud Pad Cover**
- 2503 Idler Pulley Bracket Pad Cover**
- 2504 Oil Compartment Cover**
- 3085 Motor Bearing Opening Cover**
- 3839 Head Elevating Screw Guard, Rear**





**Rear View**  
**(Motor Driven Machines)**





Rear View  
(Motor Driven Machines)




**When ordering parts, specify the style size  
and serial number of machine.**

**Rear View  
(Motor Driven Machines)**

<b>663</b>	<b>Idler Pulley</b>
<b>2151</b>	<b>Idler Pulley Bracket</b>
<b>2407</b>	<b>Belt Tightener Bracket</b>
<b>2504</b>	<b>Oil Compartment Cover</b>
<b>2527</b>	<b>Frame Pivot Stud Pad Cover</b>
<b>2528</b>	<b>Belt Tightener Frame</b>
<b>2529</b>	<b>Ball Bearing Idler Pulley</b>
<b>2747</b>	<b>Motor Pulley</b>
<b>3100</b>	<b>Belt Tightener Pulley</b>
<b>3839</b>	<b>Head Elevating Screw Guard, Rear</b>





Wheel Spindle and Head Elevating Parts




**When ordering parts, specify the style, size  
and serial number of machine.**

**Wheel Spindle and Head Elevating Parts**

1	Wheel Spindle
627	Elevating Screw Handwheel
628	Elevating Screw Handwheel Handle
630	Head Elevating Screw Gear Guard
631	Elevating Screw Index Finger
632	Head Elevating Screw Pinion
670	Upright Top Plate
672	Head Elevating Shaft
673	Head Elevating Shaft Clamp Screw
674	Head Elevating Screw Gear Washer
680	Head Elevating Screw Gear Nut
681	Head Elevating Screw Gear
682	Head Elevating Nut
683	Head Elevating Screw
684	Elevating Screw Clamp Nut
691	Front Box Nut
692	Front Box Check Nut
693	Spindle Pulley
695	Spindle Front Box
696	Wheel Sleeve Washer
697	Spindle Nut
698	Wheel Sleeve Nut
699	Wheel Sleeve
3810	Spindle Head Ball Bearings
3811	End Housing Bushing
3812	Spindle Rear Nut
3813	Spindle Rear Nut Spring
3814	End Housing
3815	End Housing Cap
3816	Spindle Front Box Cap
3840	Upright Top Plate Bushing
3841	Head Elevating Shaft Thrust Washer
3842	Head Elevating Screw Thrust Washer





**Wheel Spindle and Head Elevating Parts**  
 (For Machines Prior to Serial No. 9501)




When ordering parts, specify the style, size  
and serial number of machine.

**Wheel Spindle and Head Elevating Parts**  
(For Machines Prior to Serial No. 9501)

1	Wheel Spindle
625	Head Elevating Screw Guard Cap
626	Head Elevating Screw Guard
627	Elevating Screw Handwheel
628	Elevating Screw Handwheel Handle
630	Head Elevating Screw Gear Guard
631	Elevating Screw Index Finger
632	Head Elevating Screw Pinion
670	Upright Top Plate
672	Head Elevating Shaft
673	Head Elevating Shaft Clamp Screw
674	Head Elevating Screw Gear Washer
680	Head Elevating Screw Gear Nut
681	Head Elevating Screw Gear
682	Head Elevating Nut
683	Head Elevating Screw
684	Elevating Screw Clamp Nut
688	Rear Box Check Nut
689	Rear Box Nut
690	Spindle Rear Box
691	Front Box Nut
692	Front Box Check Nut
693	Spindle Pulley
695	Spindle Front Box
696	Wheel Sleeve Washer
697	Spindle Nut
698	Wheel Sleeve Nut
699	Wheel Sleeve
701	Spindle End Thrust Check Nut
702	Spindle End Thrust Nut





**Plain-bearing and Antifriction-bearing Wheel Spindle Units**  
 For Machines Beginning Serial No. 13758



When ordering parts, state the size, style and serial number of the machine in addition to the part number and name.

### Plain-bearing and Antifriction-bearing Wheel Spindle Units

For Machines Beginning Serial No. 13758

#### Plain-bearing Unit

1	Wheel Spindle
624	Spindle Front Box Thrust Washer
689	Spindle Rear Box Nut
690	Spindle Rear Box
693	Spindle Pulley
695	Spindle Front Box
697	Spindle Nut
2147	Spindle Dust Guard
3834	Spindle Oiler
3873	Spindle Bearing Sleeve
3874	Spindle Bearing Sleeve Cover
3878	Thrust Spring
3879	Thrust Spring Retainer
3883	Thrust Collar Washer
3884	Spindle Collar
3885	Spindle Oil Slinger
3915	Breather
5997	Wheel Slide Oil Level Tube
5998	Locking Pin Retainer Plate
5999	Spring Retainer Locking Pin


#### Antifriction-bearing Unit

1	Wheel Spindle
693	Spindle Pulley
697	Spindle Nut
2147	Spindle Dust Guard
3834	Spindle Oiler
3873	Spindle Bearing Sleeve
6000	Adjusting Hole Screw
6001	Adjusting Hole Screw Gasket
6002	Roller Bearing Retainer Nut, Rear
6003	Spindle Pulley Locking Screw
6004	Roller Bearing Clamp Nut, Front
6005	Spindle Roller Bearing
6006	Roller Bearing Spacer
6007	Ball Bearing Retaining Nut
6008	Spindle Thrust Ball Bearing
6009	Ball Bearing Spacer
6010	Roller Bearing Clamp Nut, Rear

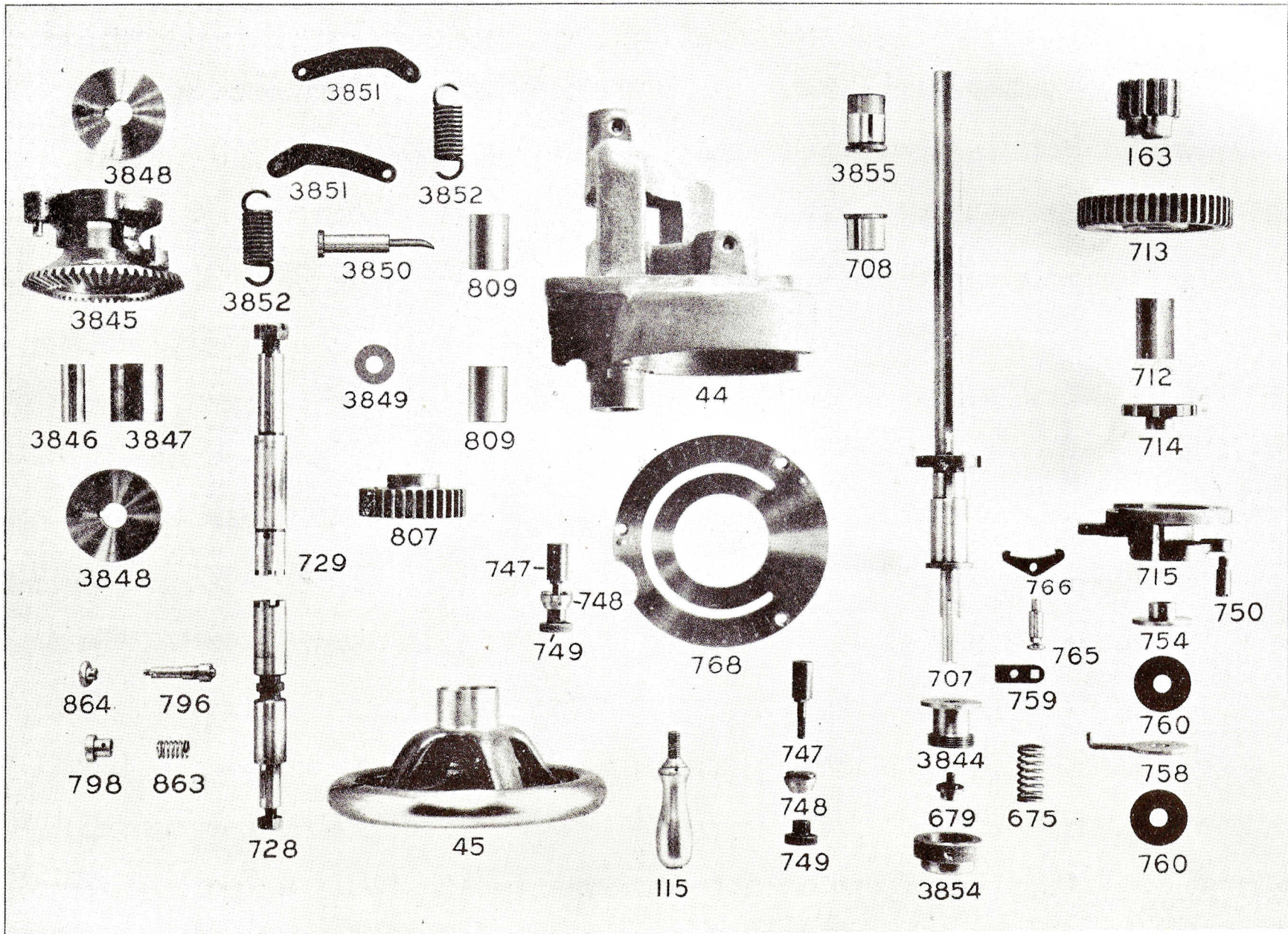
#### Spindle Head and Wheel Sleeve Parts

637	Spindle Head
685	Spindle Gib Plate
696	Wheel Sleeve Washer
698	Wheel Sleeve Nut
699	Wheel Sleeve














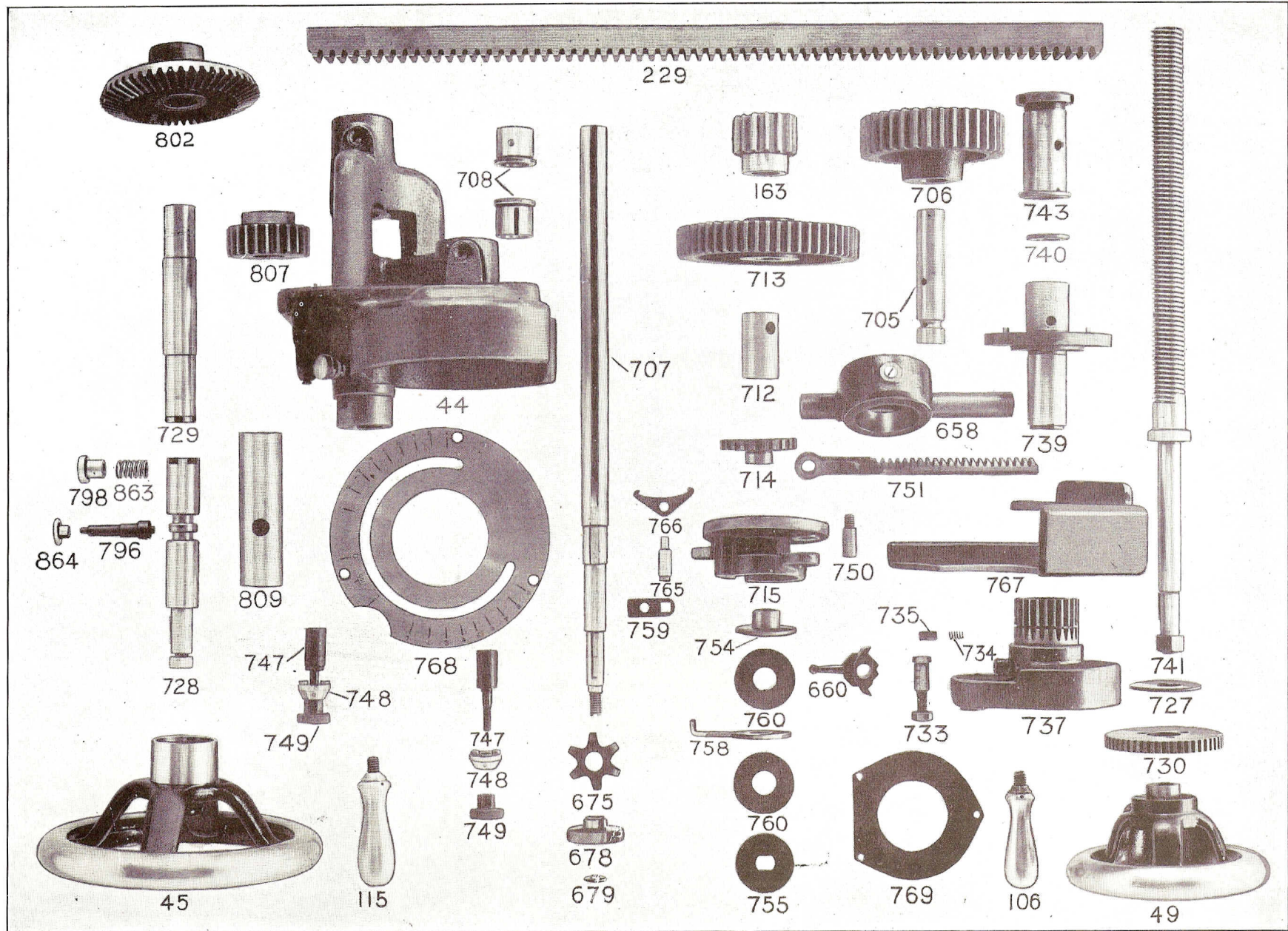
Bed Front Plate Parts (No. 2 Surface Grinding Machine)



When ordering parts, specify the style, size  
and serial number of machine.

**Bed Front Plate Parts**  
(No. 2 Surface Grinding Machine)

44	Bed Front Plate
45	Table Handwheel
115	Table Handwheel Handle
163	Rack Pinion
675	Rack Pinion Shaft Spring
679	Rack Pinion Shaft Washer
707	Rack Pinion Shaft
708	Rack Pinion Shaft Bearing Bushing, Front
712	Rack Pinion Shaft Bushing
713	Rack Pinion Shaft Gear
714	Ratchet Wheel, Small
715	Friction Feed Disk
728	Table Handwheel Shaft
729	Table Handwheel Clutch Shaft
747	Friction Feed Disk Stop
748	Friction Feed Disk Stop Washer
749	Friction Feed Disk Stop Nut
750	Cross Feed Rack Fulcrum Screw
754	Friction Plate, Small
758	Ratchet Wheel (Small) Pawl Friction Lever
759	Ratchet Wheel (Small) Pawl Lever
760	Friction Feed Disk Washer, Leather
765	Ratchet Wheel (Small) Pawl Stud
766	Ratchet Wheel (Small) Pawl
768	Bed Front Plate Dial
796	Table Handwheel Shaft Plunger
798	Table Handwheel Shaft Plunger Bushing
807	Table Handwheel Shaft Pinion
809	Table Handwheel Shaft Sleeve
863	Table Handwheel Shaft Plunger Spring
864	Table Handwheel Shaft Plunger Knob
3844	Friction Plate, Outer
3845	Shock Absorber Gear
3846	Shock Absorber Roller
3847	Shock Absorber Cam
3848	Shock Absorber End Plate
3849	Shock Absorber Washer
3850	Shock Absorber Oil Tube Bushing
3851	Shock Absorber Lever
3852	Shock Absorber Spring
3854	Friction Release Knob
3855	Rack Pinion Shaft Bearing Bushing, Rear



Bed Front Plate Parts



When ordering parts, specify the style, size  
and serial number of machine.


**Bed Front Plate Parts**

44	Bed Front Plate
45	Table Handwheel
49	Cross Feed Handwheel
106	Cross Feed Handwheel Handle
115	Table Handwheel Handle
163	Rack Pinion
229	Table Rack
658	Ratchet Wheel (Large) Lever Sleeve
660	Ratchet Wheel (Large) Pawl
675	Rack Pinion Shaft Spring
678	Rack Pinion Shaft Knob
679	Rack Pinion Shaft Washer
705	Rack Gear Stud
706	Intermediate Rack Gear
707	Rack Pinion Shaft
708	Rack Pinion Shaft Bearing Bushing
712	Rack Pinion Shaft Bushing
713	Rack Pinion Shaft Gear
714	Ratchet Wheel, Small
715	Friction Feed Disk
727	Cross Feed Screw Bushing Washer
728	Table Handwheel Shaft
729	Table Handwheel Clutch Shaft
730	Ratchet Wheel, Large
733	Ratchet Wheel (Large) Pawl Stud
734	Ratchet Wheel (Large) Pawl Plunger Spring
735	Ratchet Wheel (Large) Pawl Plunger
737	Ratchet Wheel (Large) Lever
739	Cross Feed Screw Bushing
740	Cross Feed Screw Washer
741	Cross Feed Screw
743	Cross Feed Nut
747	Friction Feed Disk Stop
748	Friction Feed Disk Stop Washer
749	Friction Feed Disk Stop Nut
750	Cross Feed Rack Fulcrum Screw
751	Cross Feed Rack
754	Friction Plate, Small
755	Outer Friction Washer
758	Ratchet Wheel (Small) Pawl Friction Lever
759	Ratchet Wheel (Small) Pawl Lever
760	Friction Feed Disk Washer, Leather
765	Ratchet Wheel (Small) Pawl Stud
766	Ratchet Wheel (Small) Pawl
767	Ratchet Wheel (Large) Lever Sleeve Guard
768	Bed Front Plate Dial
769	Ratchet Wheel (Large) Lever Plate
796	Table Handwheel Shaft Plunger
798	Table Handwheel Shaft Plunger Bushing
802	Table Handwheel Shaft Gear
807	Table Handwheel Shaft Pinion
809	Table Handwheel Shaft Sleeve
863	Table Handwheel Shaft Plunger Spring
864	Table Handwheel Shaft Plunger Knob





229




739



706



3853



658



705




751



3843




743



737

741



767



733



660



735

734




3843



730



769



49



106

Cross Feed Parts (No. 2 Surface Grinding Machine)




**When ordering parts, specify the style, size  
and serial number of machine.**

**Cross Feed Parts  
(No. 2 Surface Grinding Machine)**

49	Cross Feed Handwheel
106	Cross Feed Handwheel Handle
229	Table Rack
658	Ratchet Wheel (Large) Lever Sleeve
660	Ratchet Wheel (Large) Pawl
705	Rack Gear Stud
706	Intermediate Rack Gear
730	Ratchet Wheel, Large
733	Ratchet Wheel (Large) Pawl Stud
734	Ratchet Wheel (Large) Pawl Plunger Spring
735	Ratchet Wheel (Large) Pawl Plunger
737	Ratchet Wheel (Large) Lever
739	Cross Feed Screw Bushing
741	Cross Feed Screw
743	Cross Feed Nut
751	Cross Feed Rack
767	Ratchet Wheel (Large) Lever Sleeve Guard
769	Ratchet Wheel (Large) Lever Plate
3843	Cross Feed Screw Thrust Bearing
3853	Cross Feed Screw Guard





Bed Front Plate and Miscellaneous Parts (No. 2B Surface Grinding Machine With Hand Feeds Only)




**When ordering parts, specify the style, size  
and serial number of machine.**

**Bed Front Plate and Miscellaneous Parts  
(No. 2B Surface Grinding Machine  
With Hand Feeds Only)**

45	Table Handwheel
49	Cross Feed Handwheel
106	Cross Feed Handwheel Handle
115	Table Handwheel Handle
163	Rack Pinion
229	Table Rack
705	Rack Gear Stud
706	Intermediate Rack Gear
708	Rack Pinion Shaft Bearing Bushing
712	Rack Pinion Shaft Bushing
713	Rack Pinion Shaft Gear
739	Cross Feed Screw Bushing
741	Cross Feed Screw
743	Cross Feed Nut
807	Table Handwheel Shaft Pinion
809	Table Handwheel Shaft Sleeve
3817	Table Handwheel Shaft
3818	Plunger Case Cover
3819	Feed Shaft Bearing Cover
3820	Bed Front Plate
3821	Bed Hole Cover (Front)
3822	Bed Hole Cover (Side)
3823	Rack Pinion Shaft
3824	Cross Feed Screw Spacing Collar
3826	Cross Feed Handwheel Collar
3827	Cross Feed Handwheel Index Finger
3843	Cross Feed Screw Thrust Bearing





Stop Rod, Plunger Case, Etc., Parts

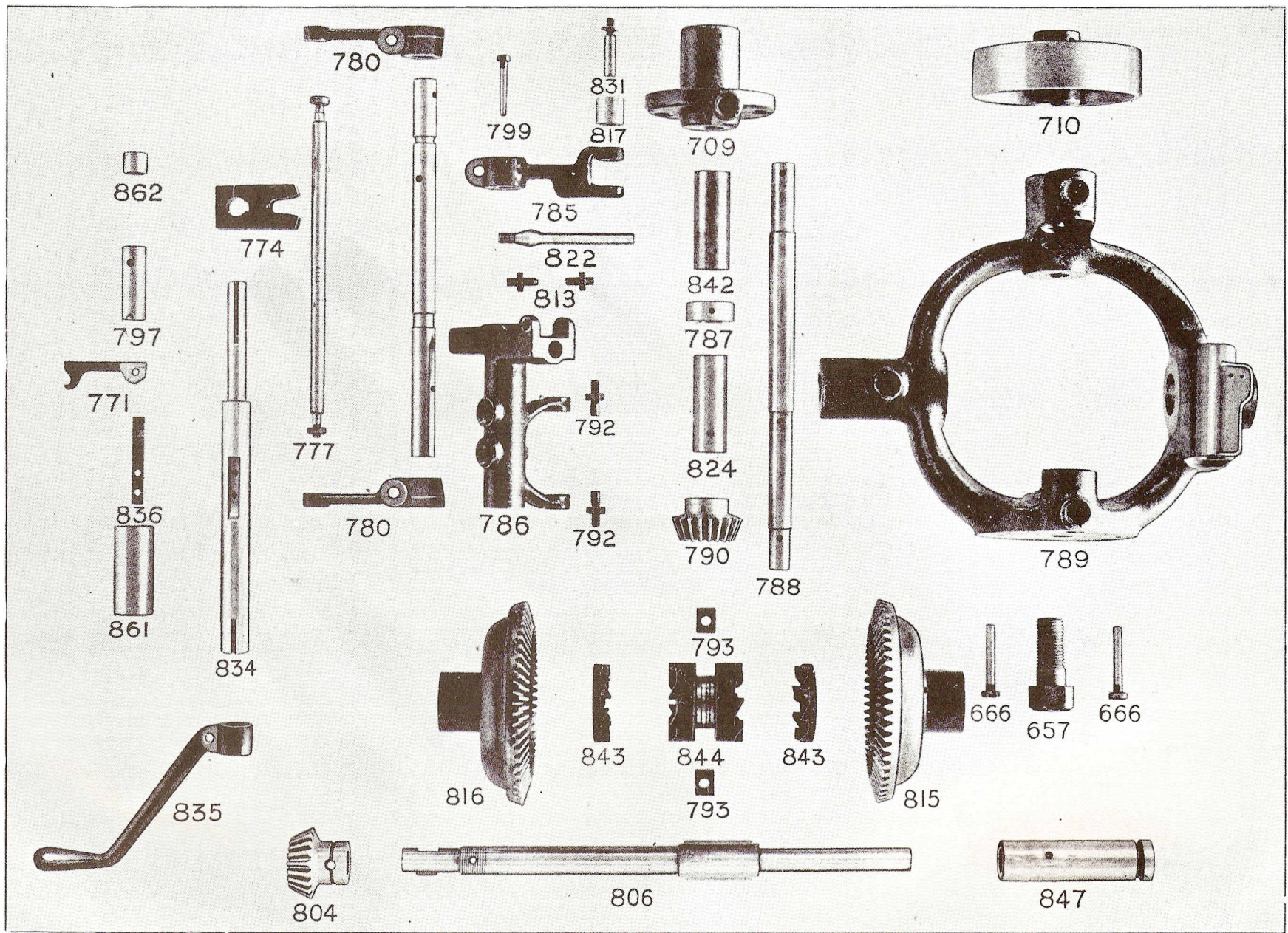


**When ordering parts, specify the style, size  
and serial number of machine.**

**Stop Rod, Plunger Case, Etc., Parts**

647	Dog Rod Bracket, Front
648	Dog Rod Bracket, Rear
649	Feed Dog
652	Feed Trip Pinion
654	Feed Trip Lever
655	Plunger Case
656	Feed Stop Rod Knob
661	Plunger Case Washer
663	Idler Pulley
664	Belt Tightener Pulley
668	Belt Tightener Idler Pulley Stud
676	Belt Tightener Pulley Bushing
677	Idler Pulley Bushing
719	Belt Tightener Frame Pivot Stud
726	Feed Dog Rod
812	Feed Dog Plunger Spring
818	Spring Plunger Bushing
819	Spring Plunger Bushing Spring
820	Spring Stop Screw
821	Spring Plunger
823	Feed Stop Fork
826	Feed Dog Plunger
827	Feed Stop Rod
828	Stop Rod Knob Spring
829	Feed Stop Spring Case
830	Feed Trip Plunger





Clutch Shaft Bracket Parts

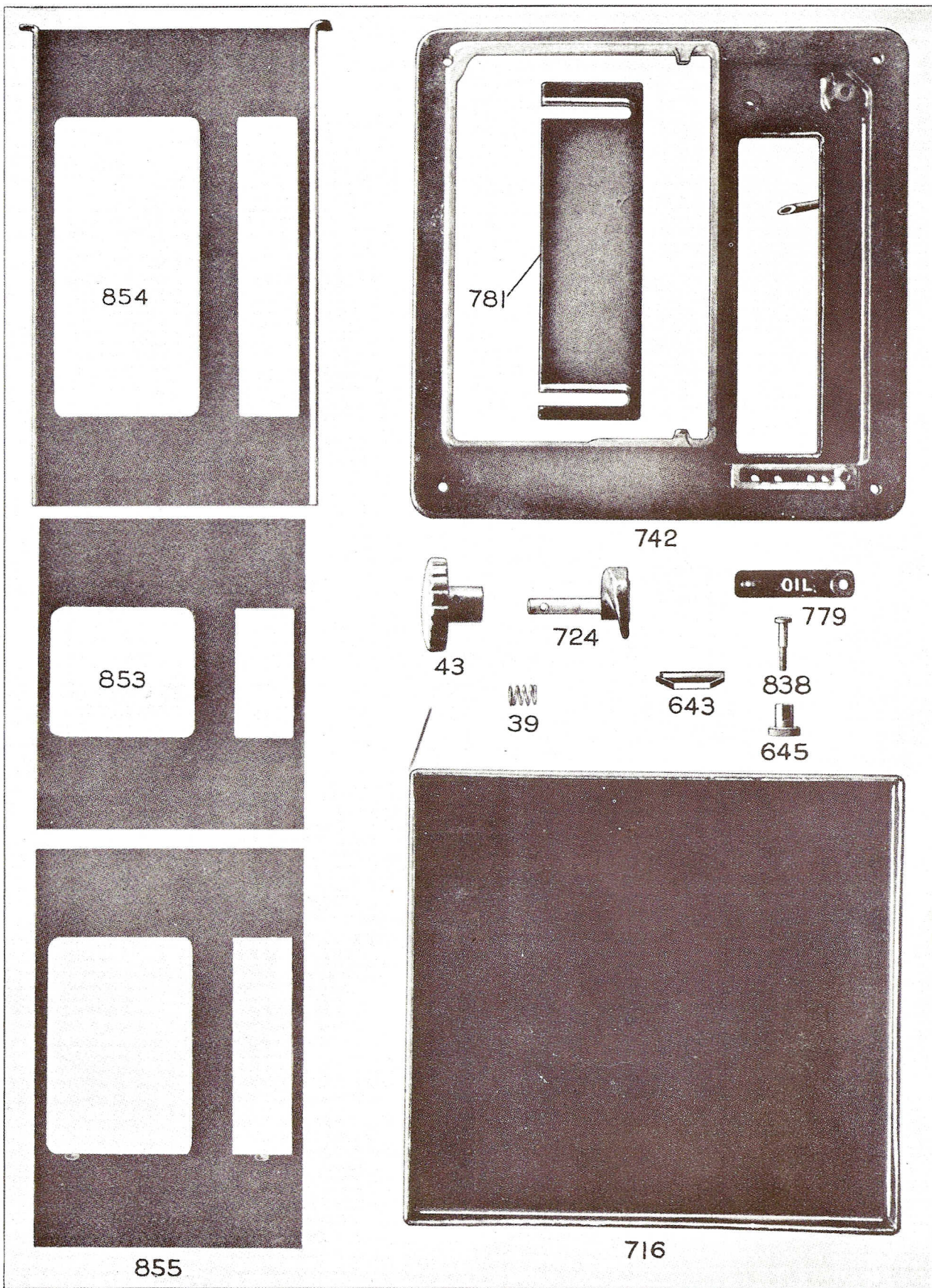


When ordering parts, specify the style, size  
and serial number of machine.

### Clutch Shaft Bracket Parts

657	Clutch Shaft Bracket Screw
666	Clutch Shaft Bracket Dowel Pin
709	Feed Shaft Bearing
710	Feed Pulley
771	Reversing Lever
774	Reversing Lever Fork
777	Reversing Rod
780	Rocker Shaft Lever
784	Rocker Shaft
785	Plunger Roll Fork
786	Clutch Fork
787	Feed Shaft Collar
788	Feed Shaft
789	Clutch Shaft Bracket
790	Clutch Gear Driving Pinion
792	Clutch Block Screw
793	Clutch Block
797	Reversing Lever Stud Bushing, Middle
799	Plunger Roll Fork Dowel Pin
804	Clutch Shaft Pinion
806	Clutch Shaft
813	Clutch Fork Screw
815	Clutch Gear, Right
816	Clutch Gear, Left
817	Plunger Roll
822	Clutch Fork Extension
824	Clutch Shaft Bracket Bushing
831	Plunger Roll Stud
834	Reversing Lever Stud
835	Reversing Lever Handle
836	Reversing Lever Stud Spring
842	Feed Shaft Bearing Bushing
843	Clutch Face
844	Clutch
847	Clutch Gear Bushing
861	Reversing Lever Stud Bushing, Front
862	Reversing Lever Stud Bushing, Rear





Bed Top Plate Parts, Etc.




**When ordering parts, specify the style, size  
and serial number of machine.**

**Bed Top Plate Parts, Etc.**

- 39 Base Door Latch Spring
- 43 Base Door Knob
- 643 Table Dog
- 645 Table Dog Bolt Nut
- 716 Base Oil Pan
- 724 Base Door Latch
- 742 \*Bed Top Plate (For No. 2 Surface Grinding Machine  
only)
- 779 Bed Top Plate Oil Cover
- 781 Bed Top Plate Cover
- 838 Table Dog Bolt
- 853 Bed Top Plate Sliding Cover, Small
- 854 Bed Top Plate Sliding Cover, Large
- 855 Bed Top Plate Sliding Cover, Medium

\*For Bed Top Plate for No. 2B Surface Grinding  
Machine (With Hand Feeds Only) order Part No.  
3838, which has one opening only and does not  
require Bed Top Plate Cover, Part No. 781 and  
Bed Top Plate Oil Cover, Part No. 779.





Bed Top Plate Parts, Etc.



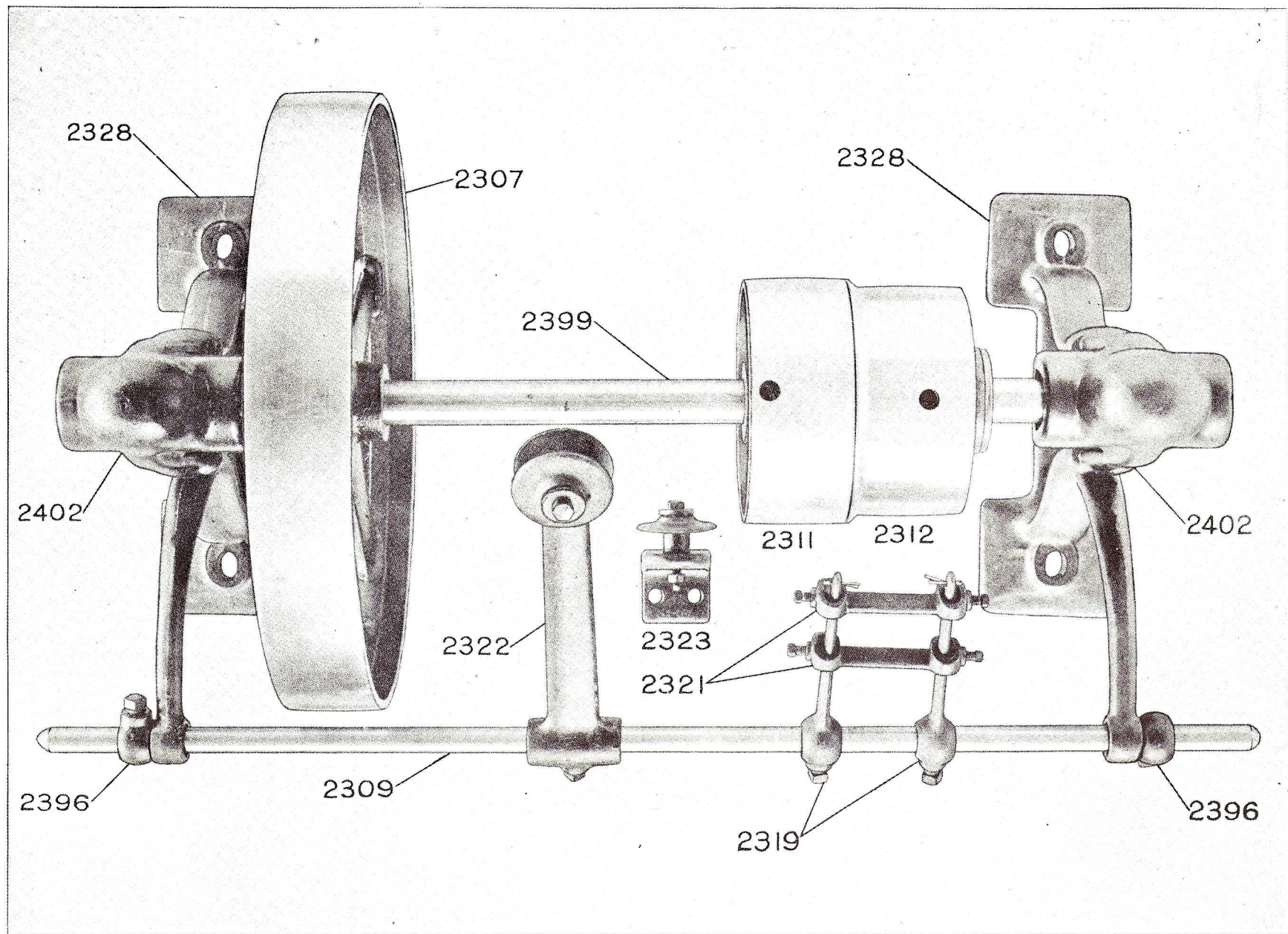
**When ordering parts, specify the style, size  
and serial number of machine.**

**Bed Top Plate Parts, Etc.**

- 39 Base Door Latch Spring
- 43 Base Door Knob
- 643 Table Dog
- 645 Table Dog Bolt Nut
- 716 Base Oil Pan
- 724 Base Door Latch
- 742 \*Bed Top Plate (For No. 2 Surface Grinding Machine  
only)
- 779 Bed Top Plate Oil Cover
- 781 Bed Top Plate Cover
- 838 Table Dog Bolt
- 853 Bed Top Plate Sliding Cover, Small
- 854 Bed Top Plate Sliding Cover, Large
- 855 Bed Top Plate Sliding Cover, Medium

\*For Bed Top Plate for No. 2B Surface Grinding  
Machine (With Hand Feeds Only) order Part No.  
3838, which has one opening only and does not  
require Bed Top Plate Cover, Part No. 781 and  
Bed Top Plate Oil Cover, Part No. 779.





Overhead Works




**When ordering parts, specify the style, size  
and serial number of machine.**

**Overhead Works**

2307	Wheel Driving Pulley
2309	Shipper Rod
2311	Standard Tight Pulley
2312	Standard Loose Pulley
2319	Belt Guide
2321	Belt Guide Yoke
2322	Shipper Arm
2323	Shipper Bracket
2328	Countershaft Hanger
2396	Shipper Stop
2399	Countershaft
2402	Drip, Complete





Overhead Works Parts, Etc.

**When ordering parts, specify the style, size  
and serial number of machine.**

**Overhead Works Parts, Etc.**

567	Diamond Tool Holder
2031	Diamond Tool Bracket
2032	Diamond Tool Bracket Clamp Bolt
2033	Diamond Tool Bracket Clamp Bolt Nut
2035	Diamond Tool Bracket Clamp Bolt Handle
2270	Vise Bed
2271	Vise Slide
2272	Vise Screw
2274	Vise Screw Collar
2275	Vise Jaw, Loose
2277	Vise Jaw, Fixed
2279	Vise Strap
2281	Vise Crank
2282	Vise Clamp
2312	Standard Loose Pulley
2324	Standard Loose Pulley Bushing
2325	Loose Pulley Cap
2335	Wick
2337	Box, Complete
2338	Drip Cover Washer
2339	Drip Cover Washer Screw
2340	Drip Cover Screw Lock
2342	Hanger Bolt
2397	Drip
2398	Drip Cover



In ordering repair parts it is essential that the **Style, Size** and **Serial Number** of the machine be given in addition to the **Part Number** shown in this pamphlet. To facilitate immediate delivery this information is essential.