

REPAIR PARTS
for
BROWN & SHARPE

No. **2**
SURFACE GRINDING MACHINE
and

No. **2B**
SURFACE GRINDING MACHINE
WITH HAND FEEDS ONLY



THE parts are arranged in the illustrations so far as possible in the same relative positions as in the machine. This is to facilitate stripping and assembling as well as identifying the parts.


The parts are shown separated to make the construction of the machine more readily understood and to show each part to the best advantage. In some cases, when a particular part is ordered, not only that part but one or more supplementary parts also may be sent when, from our experience, this is known to be advisable for a more satisfactory repair job.

Repair parts, in some cases, will require fitting and therefore may need holes to be drilled, shoulders to be squared or similar machining in order to make them fit properly.

When ordering repair parts, it is essential that the size, style and serial number of the machine be stated in addition to the part number and name given in this booklet.

Please keep this booklet in the hands of the individual in your organization who is responsible for the *repair* of these machines.

BROWN & SHARPE MFG. CO.
PROVIDENCE, R. I., U. S. A.

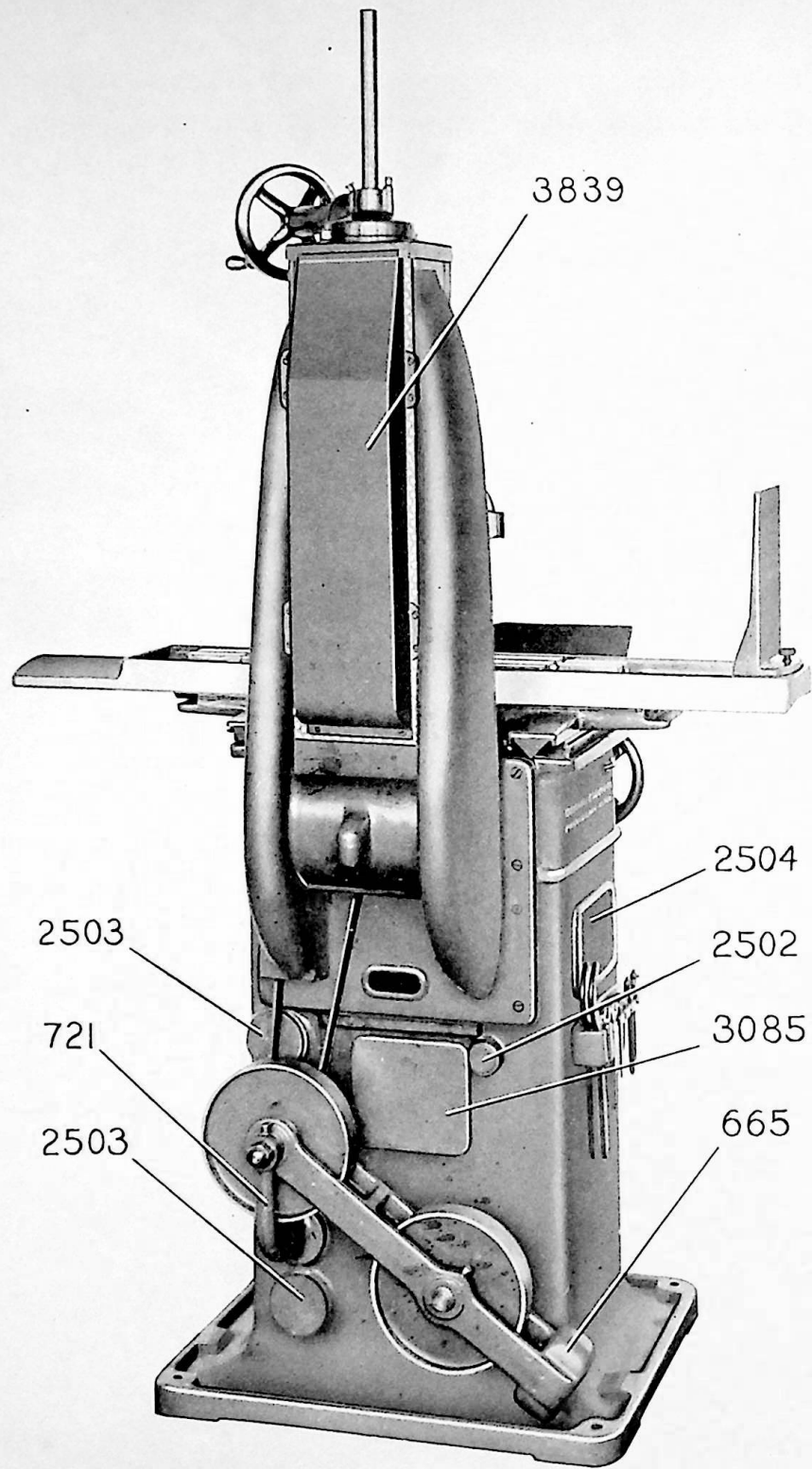


Front View
 (No. 2 Surface Grinding Machine Shown, Belt Guards Removed)

When ordering parts, specify the size, style and serial number of the machine in addition to the part number and name.

Front View

42	Base Door
56	Sliding Table
633	Head Elevating Screw Upper Guard
634	Head Elevating Screw Guard Guide, Right
635	Head Elevating Screw Guard Guide, Left
636	Head Elevating Screw Lower Guard
637	Spindle Head
639	Wheel Guard
640	Wheel Guard Cover
641	Dust Deflector
646	Carriage
704	Carriage Dust Guard
3828	Intermediate Dust Guard
3829	Dust Guard Guide, Lower Front
3830	Front Outer Dust Guard
3831	Front Inner Dust Guard
3833	Wrench Rack
3834	Sight Feed Oiler




Rear View
Overhead Driven Machines
(Belt Guards Removed)

When ordering parts, specify the size, style and serial number of the machine in addition to the part number and name.

Rear View

Overhead Driven Machines

665	Belt Tightener Frame
721	Belt Tightener Bracket
2502	Idler Pulley Stud Pad Cover
2503	Idler Pulley Bracket Pad Cover
2504	Oil Compartment Cover
3085	Motor Bearing Opening Cover
3839	Head Elevating Screw Guard, Rear




Rear View
 Motor Driven Machines
 (Belt Guards Removed)

When ordering parts, specify the size, style and serial number of the machine in addition to the part number and name.

Rear View

Motor Driven Machines

663	Idler Pulley
2151	Idler Pulley Bracket
2407	Belt Tightener Bracket
2504	Oil Compartment Cover
2527	Frame Pivot Stud Pad Cover
2528	Belt Tightener Frame
2529	Ball Bearing Idler Pulley
2747	Motor Pulley
3100	Belt Tightener Pulley
3839	Head Elevating Screw Guard, Rear
4835	Ball Bearing Idler Pulley Stud, Left
4836	Ball Bearing Idler Pulley Stud, Right




Wheel Spindle and Head Elevating Parts
 For Machines Beginning Serial No. 9501

When ordering parts, specify the size, style and serial number of the machine in addition to the part number and name.

Wheel Spindle and Head Elevating Parts

For Machines Beginning Serial No. 9501

1	Wheel Spindle
627	Elevating Screw Handwheel
628	Elevating Screw Handwheel Handle
630	Head Elevating Screw Gear Guard
631	Elevating Screw Index Finger
632	Head Elevating Screw Pinion
670	Upright Top Plate
672	Head Elevating Shaft
673	Head Elevating Shaft Clamp Screw
674	Head Elevating Screw Gear Washer
680	Head Elevating Screw Gear Nut
681	Head Elevating Screw Gear
682	Head Elevating Nut
683	Head Elevating Screw
684	Elevating Screw Clamp Nut
691	Front Box Nut
692	Front Box Check Nut
693	Spindle Pulley
695	Spindle Front Box
696	Wheel Sleeve Washer
697	Spindle Nut
698	Wheel Sleeve Nut
699	Wheel Sleeve
3810	Spindle Head Ball Bearings
3811	End Housing Bushing
3812	Spindle Rear Nut
3813	Spindle Rear Nut Spring
3814	End Housing
3815	End Housing Cap
3816	Spindle Front Box Cap
3840	Upright Top Plate Bushing
3841	Head Elevating Screw Thrust Washer
3842	Head Elevating Shaft Thrust Washer




Wheel Spindle and Head Elevating Parts
 For Machines Prior to Serial No. 9501

When ordering parts, specify the size, style and serial number of the machine in addition to the part number and name.

Wheel Spindle and Head Elevating Parts

For Machines Prior to Serial No. 9501

1	Wheel Spindle
625	Head Elevating Screw Guard Cap
626	Head Elevating Screw Guard
627	Elevating Screw Handwheel
628	Elevating Screw Handwheel Handle
630	Head Elevating Screw Gear Guard
631	Elevating Screw Index Finger
632	Head Elevating Screw Pinion
670	Upright Top Plate
672	Head Elevating Shaft
673	Head Elevating Shaft Clamp Screw
674	Head Elevating Screw Gear Washer
680	Head Elevating Screw Gear Nut
681	Head Elevating Screw Gear
682	Head Elevating Nut
683	Head Elevating Screw
684	Elevating Screw Clamp Nut
688	Rear Box Check Nut
689	Rear Box Nut
690	Spindle Rear Box
691	Front Box Nut
692	Front Box Check Nut
693	Spindle Pulley
695	Spindle Front Box
696	Wheel Sleeve Washer
697	Spindle Nut
698	Wheel Sleeve Nut
699	Wheel Sleeve
701	Spindle End Thrust Check Nut
702	Spindle End Thrust Nut



Bed Front Plate
 No. 2 Surface Grinding Machine

When ordering parts, specify the size, style and serial number of the machine in addition to the part number and name.

Bed Front Plate

No. 2 Surface Grinding Machine

44	Bed Front Plate	766	Ratchet Wheel (Small) Pawl
45	Table Handwheel	768	Bed Front Plate Dial
115	Table Handwheel Handle	796	Table Handwheel Shaft Plunger
163	Rack Pinion	798	Table Handwheel Shaft Plunger Bushing
675	Rack Pinion Shaft Spring	809	Table Handwheel Shaft Sleeve
679	Rack Pinion Shaft Washer	863	Table Handwheel Shaft Plunger Spring
707	Rack Pinion Shaft	864	Table Handwheel Shaft Plunger Knob
708	Rack Pinion Shaft Bearing Bushing, Front	3844	Friction Plate, Outer
712	Rack Pinion Shaft Bushing	3845	Shock Absorber Gear
713	Rack Pinion Shaft Gear	3846	Shock Absorber Roller
714	Ratchet Wheel, Small	3847	Shock Absorber Cam
715	Friction Feed Disk	3848	Shock Absorber End Plate
728	Table Handwheel Shaft	3849	Shock Absorber Washer
747	Friction Feed Disk Stop	3850	Shock Absorber Oil Tube Bushing
748	Friction Feed Disk Stop Washer	3851	Shock Absorber Lever
749	Friction Feed Disk Stop Nut	3852	Shock Absorber Spring
750	Cross Feed Rack Fulcrum Screw	3854	Friction Release Knob
754	Friction Plate, Small	3855	Rack Pinion Shaft Bearing Bushing, Rear
758	Ratchet Wheel (Small) Pawl Friction Lever	4837	Power Feed Shaft
759	Ratchet Wheel (Small) Pawl Lever	4838	Power Feed Shaft Pinion
760	Friction Feed Disk Washer	4839	Table Handwheel Shaft Pinion
765	Ratchet Wheel (Small) Pawl Stud	4840	Table Handwheel Shaft Dust Guard



229



739




706



705



3853



658



751



3843




743



737



741



767



733



660



735



734




3843



730



769



49



106


Cross Feed Parts
No. 2 Surface Grinding Machine

When ordering parts, specify the size, style and serial number of the machine in addition to the part number and name.

Cross Feed Parts

No. 2 Surface Grinding Machine

49	Cross Feed Handwheel
106	Cross Feed Handwheel Handle
229	Table Rack
658	Ratchet Wheel (Large) Lever Sleeve
660	Ratchet Wheel (Large) Pawl
705	Rack Gear Stud
706	Intermediate Rack Gear
730	Ratchet Wheel, Large
733	Ratchet Wheel (Large) Pawl Stud
734	Ratchet Wheel (Large) Pawl Plunger Spring
735	Ratchet Wheel (Large) Pawl Plunger
737	Ratchet Wheel (Large) Lever
739	Cross Feed Screw Bushing
741	Cross Feed Screw
743	Cross Feed Nut
751	Cross Feed Rack
767	Ratchet Wheel (Large) Lever Sleeve Guard
769	Ratchet Wheel (Large) Lever Plate
3843	Cross Feed Screw Thrust Bearing
3853	Cross Feed Screw Guard




Bed Front Plate, Cross Feed Parts, etc.
 No. 2B Surface Grinding Machine (With Hand Feeds Only)

When ordering parts, specify the size, style and serial number of the machine in addition to the part number and name.

Bed Front Plate, Cross Feed Parts, etc.

No. 2B Surface Grinding Machine
With Hand Feeds Only

45	Table Handwheel
49	Cross Feed Handwheel
106	Cross Feed Handwheel Handle
115	Table Handwheel Handle
163	Rack Pinion
229	Table Rack
705	Rack Gear Stud
706	Intermediate Rack Gear
708	Rack Pinion Shaft Bearing Bushing
712	Rack Pinion Shaft Bushing
713	Rack Pinion Shaft Gear
739	Cross Feed Screw Bushing
741	Cross Feed Screw
743	Cross Feed Nut
807	Table Handwheel Shaft Pinion
809	Table Handwheel Shaft Sleeve
3817	Table Handwheel Shaft
3818	Plunger Case Cover
3819	Feed Shaft Bearing Cover
3820	Bed Front Plate
3821	Bed Hole Cover, Front
3822	Bed Hole Cover, Side
3823	Rack Pinion Shaft
3824	Cross Feed Screw Spacing Collar
3826	Cross Feed Handwheel Collar
3827	Cross Feed Handwheel Index Finger
3843	Cross Feed Screw Thrust Bearing




Stop Rod, Plunger Case, etc.

When ordering parts, specify the size, style and serial number of the machine in addition to the part number and name.

Stop Rod, Plunger Case, etc.

647	Dog Rod Bracket, Front
648	Dog Rod Bracket, Rear
649	Feed Dog
652	Feed Trip Pinion
654	Feed Trip Lever
655	Plunger Case
656	Feed Stop Rod Knob
661	Plunger Case Washer
663	Idler Pulley
664	Belt Tightener Pulley
668	Belt Tightener Pulley Stud
676	Belt Tightener Pulley Bushing
677	Idler Pulley Bushing
719	Belt Tightener Frame Pivot Stud
726	Feed Dog Rod
812	Feed Dog Plunger Spring
818	Spring Plunger Bushing
819	Spring Plunger Bushing Spring
820	Spring Stop Screw
821	Spring Plunger
823	Feed Stop Fork
826	Feed Dog Plunger
827	Feed Stop Rod
828	Stop Rod Knob Spring
829	Feed Stop Spring Case
830	Feed Trip Plunger




Clutch Shaft Bracket

When ordering parts, specify the size, style and serial number of the machine in addition to the part number and name.

Clutch Shaft Bracket

657	Clutch Shaft Bracket Screw
666	Clutch Shaft Bracket Dowel Pin
709	Feed Shaft Bearing
710	Feed Pulley
771	Reversing Lever
774	Reversing Lever Fork
777	Reversing Rod
780	Rocker Shaft Lever
784	Rocker Shaft
785	Plunger Roll Fork
786	Clutch Fork
787	Feed Shaft Collar
788	Feed Shaft
789	Clutch Shaft Bracket
790	Clutch Gear Driving Pinion
792	Clutch Block Screw
793	Clutch Block
797	Reversing Lever Stud Bushing, Middle
799	Plunger Roll Fork Dowel Pin
804	Clutch Shaft Pinion
806	Clutch Shaft
813	Clutch Fork Screw
815	Clutch Gear, Right
816	Clutch Gear, Left
817	Plunger Roll
822	Clutch Fork Extension
824	Clutch Shaft Bracket Bushing
831	Plunger Roll Stud
834	Reversing Lever Stud
835	Reversing Lever Handle
836	Reversing Lever Stud Spring
842	Feed Shaft Bearing Bushing
843	Clutch Face
844	Clutch
847	Clutch Gear Bushing
861	Reversing Lever Stud Bushing, Front
862	Reversing Lever Stud Bushing, Rear

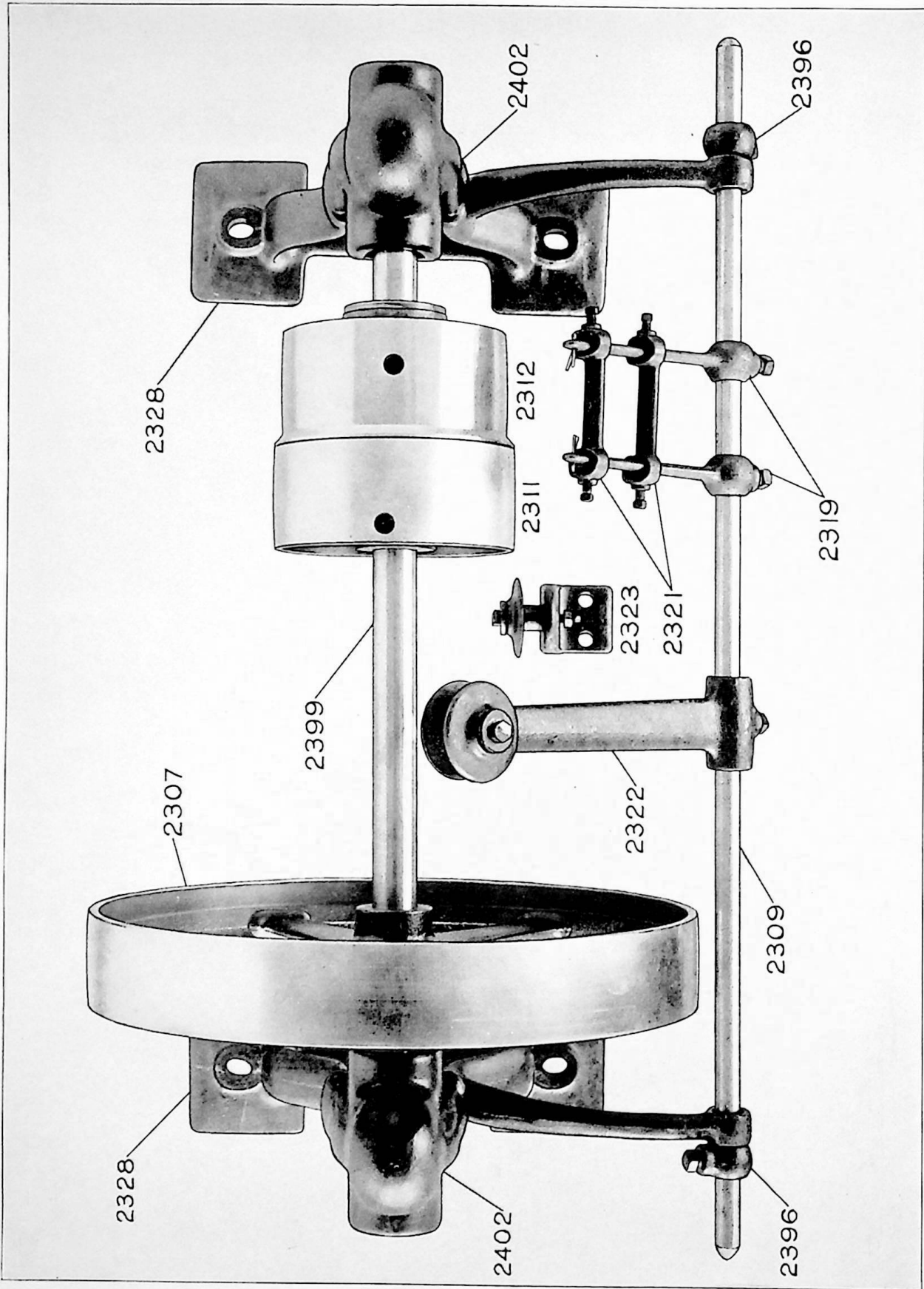


Bed Top Plate, etc.

When ordering parts, specify the size, style and serial number of the machine in addition to the part number and name.

Bed Top Plate, etc.

39	Base Door Latch Spring
43	Base Door Knob
643	Table Dog
645	Table Dog Bolt Nut
716	Base Oil Pan
724	Base Door Latch
742	Bed Top Plate
779	Bed Top Plate Oil Cover
781	Bed Top Plate Cover
838	Table Dog Bolt
853	Bed Top Plate Sliding Cover, Small
854	Bed Top Plate Sliding Cover, Large
855	Bed Top Plate Sliding Cover, Medium
4841	Table Stop
4842	Table Stop Dog




Countershaft

When ordering parts, specify the size, style and serial number of the machine in addition to the part number and name.

Countershaft

2307	Wheel Driving Pulley
2309	Shipper Rod
2311	Standard Tight Pulley
2312	Standard Loose Pulley
2319	Belt Guide
2321	Belt Guide Yoke
2322	Shipper Arm
2323	Shipper Bracket
2328	Countershaft Hanger
2396	Shipper Stop
2399	Countershaft
2402	Drip, Complete



Countershaft Parts, etc.

When ordering parts, specify the size, style and serial number of the machine in addition to the part number and name.

Countershaft Parts, etc.

567	Diamond Tool Holder
2031	Wheel Truing Fixture
2032	Wheel Truing Fixture Clamp Bolt
2033	Truing Fixture Clamp Bolt Nut
2035	Truing Fixture Clamp Bolt Nut Handle
2270	Vise Bed
2271	Vise Slide
2272	Vise Screw
2274	Vise Screw Collar
2275	Vise Jaw, Loose
2277	Vise Jaw, Fixed
2279	Vise Strap
2281	Vise Crank
2282	Vise Clamp
2312	Standard Loose Pulley
2324	Standard Loose Pulley Bushing
2325	Loose Pulley Cap
2335	Wick
2337	Box, Complete
2338	Drip Cover Washer
2339	Drip Cover Washer Screw
2340	Drip Cover Screw Lock
2342	Hanger Bolt
2397	Drip
2398	Drip Cover

