

0001.9083
P16
no. 6
n. d.

PARKER VISES AND RATCHET DRILLS


CATALOG NUMBER 6.

THE CHARLES PARKER COMPANY,

Established 1832.

Salesrooms, 25 Murray Street, New York.

HOME OFFICE AND FACTORIES, MERIDEN, CONNECTICUT, U. S. A.



PARKER

VICES



The Charles Parker Co.
Meriden, Conn. U.S.A.



PARKER VISES
AND
RATCHET DRILLS


CATALOG NUMBER 6.

THE CHARLES PARKER COMPANY,

Established 1832.

Salesrooms, 25 Murray Street, New York.

HOME OFFICE AND FACTORIES, MERIDEN, CONNECTICUT, U. S. A.




HOME OFFICE AND FACTORIES
OF
THE CHARLES PARKER COMPANY
MERIDEN, CONN. U. S. A.

CG21,9085

P16

no. 6, n.d.

TO THE TRADE.

N presenting to the trade this, our latest catalog covering the line of Parker Vises, we call your attention to the numerous improvements and changes shown throughout the catalog.

The Parker "Superior" Vise represents "Our Very Best" and is entirely in a class by itself. It has no equal. With semi-steel castings, patented steel bar slide strengtheners, milled, fitted and renewable tool steel jaws with a patented positive locking swivel, we offer the strongest and best vise in the world.

The Parker "X" Vise of earlier design with Parker quality has been known for many years and is in the hands of the leading artisans throughout the world.

The Parker "Victor" Vise with all the original features of the "Superior" vise has in addition a swivel back jaw adapted to hold any taper or irregular shapes.

The Parker Eclipse Vise.

To meet the demand for a medium priced vise comparable with the very best offered by other makers, we offer Parker's Eclipse series, equipped with distinctly Parker features.

The Parker Ratchet Drills with the best grade of material and workmanship are well known for their wearever quality, and have stood the test for many years.

All vise and ratchet Repairs will be found in the back of the catalog.

Please destroy all former catalogs and lists.

Yours truly,

THE CHAS. PARKER CO.

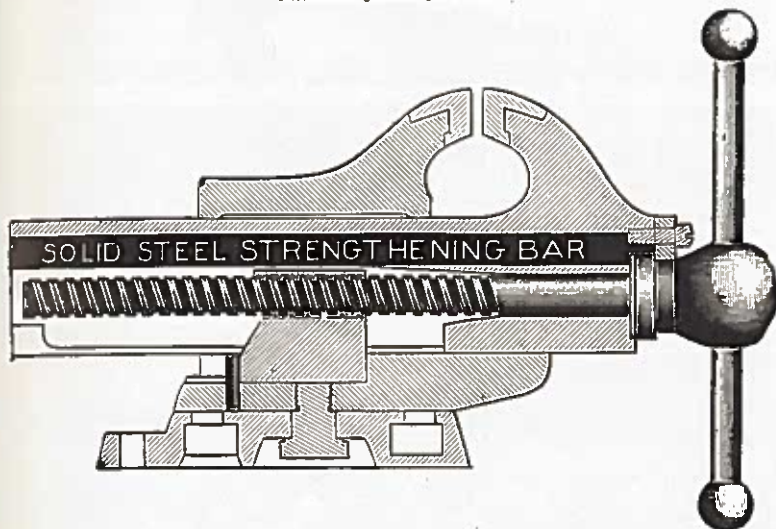
OUR GUARANTEE.

The reputation of The Parker Vise is built on nearly ninety years of experience. The name of "Parker" on a vise is a guarantee of unfailing service and dependability, a result of advanced mechanical efficiency.

We guarantee against breakage caused from any defects in manufacture or materials.

SOLID STEEL BAR SLIDE STRENGTHENER.

Patented January 2, 1906



Not in many years has a patent been granted applying to Vise manufacturing that assures the strength in a Vise made possible by the solid steel bar slide strengthener shown above.

A Solid Steel Bar is inserted through the entire length of a semi-steel casting which renders the slide practically unbreakable.

This patented improvement is used only on our "Superior" Vises illustrated on pages numbered, 8, 9, 14, 20, 21, 22, 23, 24, 25, 32, 33.

Parker's Patent Vise Swivel.

Illustration on opposite page shows working parts of Parker's Swivel Vise Base, patented November 22, 1910.

As will be noted from illustration, base "A", is designed with recess to receive expansion ring "B", also has hole in center to receive bolt "D", which is screwed into threaded hole "G", in center of vise flange. The duty of this bolt is to hold base to vise.


The expansion ring "B", is split at one side with wedge shape opening to receive steel wedge "C", and on the other side, has a stud "E", perpendicular to face of ring; this stud serving the double duty of keeping the dirt out of recess in base and also centering the wedge "C", in position to receive draw bolt "F".

This bolt "F", is operated by small lever on top of vise flange, which turns bolt into wedge "C"; the wedge is drawn up expanding the ring "B", against the wall of the base "A", forming a positive grip.

This swivel can be operated either from the right or left side of vise by turning out the center bolt "D", lifting vise off base and turning the ring "B" around so that the stud "E" enters the hole on the opposite side of the hole "H", then put draw bolt "F" in hole "H", and turn bolt into wedge "C", after securing base to vise with center bolt "D".

Yours truly,

THE CHAS. PARKER CO.




PARKER'S SUPERIOR MACHINIST'S VISE.

29
39
49
59
69
79
79½

SEMI-STEEL.

Patented June 2, 1906.



STATIONARY BASE.

Parker "Superior" Vises are the best that time, money and many years of experience can produce, and have no equal for quality, strength and durability.

With castings of Semi-Steel, the slide strengthened with our patented solid Steel Bar, and an extra large cut screw and nut, we guarantee this to be the strongest Vise on the market.

The faces are of a special Tool Steel made for us and are milled and fitted to the Jaws. Treated by our own process of hardening, they are renewable at a small cost.

Our saddle and saddle screw means more strength to the slide as we close the opening at the head and secure constant quick action of the slide by the use of a washer where play appears.

A set screw and spring tension on the lever are placed at the head of the screw. This holds lever at any position desired and saves injuries caused by the dropping of the lever.

The Vise "Superior".

No.	Width Jaws, Inches.	Jaws Open, Inches.	Depth Opening, Inches.	Weight, Pounds.	List Price, Each.
29	3¼	4	2¾	32	\$11.50
39	3¾	6	2½	49	13.00
49	4¼	7	3	66	17.00
59	4¾	8	3¾	83	22.00
69	5½	9	3¾	125	30.00
79	6¼	9½	4¼	150	45.00
79½	7	10½	4¾	190	55.00


MERIDEN, CONN., U. S. A.

PARKER'S SUPERIOR MACHINIST'S VISE.

229
239
249
259
269
279
279½

SEMI-STEEL.

Patented June 2, 1906.



SWIVEL BASE.

The Parker Superior Swivel Base Vise has all the qualities, strength and patented features of the stationary base.

In addition it has the convenience of a swivel base which permits the vise to be turned to any position horizontal with the floor.

The locking device is absolutely positive, and can be placed on either side as desired.

All parts of the Superior Vise are interchangeable and renewable.

The Vise "Superior".


No.	Width Jaws, Inches.	Jaws Open, Inches.	Depth Opening, Inches.	Weight, Pounds.	List Price, Each.
229	3¼	4	2⅜	36	\$13.50
239	3¾	6	2½	56	17.00
249	4¼	7	3	78	21.00
259	4¾	8	3⅜	96	27.50
269	5½	9	3¾	148	38.50
279	6¼	9½	4¼	184	55.00
279½	7	10½	4¾	220	67.50

MERIDEN, CONN., U. S. A.

PARKER'S X MACHINIST'S VISE.

3/0X
1X
2X
3X
4X
5X
5½X

SEMI-STEEL.



STATIONARY BASE.

The Parker X Vise has stood the test for so many years that it needs no introduction to the trade.

Of an earlier design it only lacks the feature of the solid steel bar strengthener and has nearly all the strong points of the Superior Vise.

The Jaws are higher, the depth is greater and will take bigger work both horizontally and perpendicularly.

The Parker "X".


No.	Width Jaws, Inches.	Jaws Open, Inches.	Depth Opening, Inches.	Weight, Pounds.	List Price, Each.
3/0X	3¼	4	3¼	28	\$11.50
1X	3¾	5	3⅝	46	13.00
2X	4¼	6½	3⅞	61	17.00
3X	4¾	8	4⅜	75	22.00
4X	5½	9½	4¾	112	30.00
5X	6¼	9½	5⅜	152	45.00
5½X	7	10½	5⅜	187	55.00

MERIDEN, CONN., U. S. A.

PARKER'S X MACHINIST'S VISE.

21X
22X
23X
24X
25X
26X
26½X

SEMI-STEEL.



SWIVEL BASE.

The Parker X Swivel Base Vise has all the qualities of the X Stationary Base Vise.

Mechanics who at times are forced to put the vise to a severe test, will thoroughly appreciate the Parker patented Swivel Base with its positive locking device.

Like the Superior Vise, every part is finished to gauges which make them interchangeable in every way, and are renewable.

The Parker "X".


No.	Width Jaws, Inches.	Jaws Open, Inches.	Depth Opening, Inches.	Weight, Pounds.	List Price, Each.
21X	3¼	4	3¼	33	\$13.50
22X	3¾	5	3⅝	54	17.00
23X	4¼	6½	3⅞	74	21.00
24X	4¾	8	4⅜	89	27.50
25X	5½	9½	4¾	135	38.50
26X	6¼	9½	5⅜	180	55.00
26½X	7	10½	5⅝	218	67.50

MERIDEN, CONN., U. S. A.

PARKER'S HEAVY RAILWAY VISE.

60

SEMI-STEEL.



STATIONARY BASE.

For the special requirements of Railroad and Machine Shops, Ship Yards and factories where the vise is subjected to extreme hard usage, we offer the Parker Heavy Railway Vise. With semi-steel castings, our improved screw and nut and renewable steel faces of unusually large size, this vise was designed for this special work.

The Strongest Vise in the World.


No.	Width Jaws, Inches	Jaws Open, Inches.	Depth Opening, Inches.	Weight, Pounds	List Price, Each.
60	8 $\frac{1}{8}$	13 $\frac{3}{4}$	6 $\frac{3}{4}$	245	\$95.00

MERIDEN, CONN., U. S. A.

PARKER'S HEAVY RAILWAY VISE.

SEMI-STEEL.

260



SWIVEL BASE.

The Parker Patented Swivel base on the Heavy Railway Vise permits the operator to work on easy angles and does away with the annoyance of replacing the work. With all parts interchangeable and thoroughly inspected, we recommend the Parker Heavy Railway Vise as the strongest Vise on the market.

The Strongest Vise in the World.

No.	Width Jaws, Inches.	Jaws Open, Inches.	Depth Opening, Inches.	Weight, Pounds.	List Price, Each.
260	8 $\frac{1}{8}$	13 $\frac{3}{4}$	6 $\frac{1}{4}$	285	\$105.00


MERIDEN, CONN., U. S. A.

PARKER'S SUPERIOR DOUBLE SWIVEL VISE.

SEMI-STEEL.

429
439
449

Patented Jan. 2, 1906.



SWIVEL BASE.

Differing from all other vises of a double swivel nature, we claim as the most important feature, that both swivels can be operated independently, and independently of the screw thus saving the unpleasant operation of removing the work when a change of angle is desired in either swivel. The Parker Superior Double Swivel Vise includes all the strong features of the Superior Vise, viz:

Semi-Steel Castings.

Parker's patented solid steel bar slide strengthener.

Parker's swivel base with positive lock.

Renewable, milled and fitted tool steel faces.

Extra strong cut screw and nut.

Saddle and saddle screw to take up lost motion.

Set screw and spring tension on lever to hold same in position.

The Finest Vise in the World.


No.	Width Jaws, Inches.	Jaws Open, Inches.	Depth Opening, Inches.	Weight, Pounds.	List Price, Each.
429	3½	3½	2¾	47	\$27.00
439	4	6	2½	67	32.00
449	4½	7½	3	87	39.00

MERIDEN, CONN., U. S. A.

PARKER'S SUPERIOR ANVIL VISE.

19
20
21
22

SEMI-STEEL.



SWIVEL BASE.

For a vise to meet the requirements of general repair work, we offer Parker's Superior Anvil Vise.

With strictly Parker quality features together with the addition of a cast anvil, this vise is unusually attractive and is fully appreciated by mechanics at large.

The faces on No. 19 and No. 20 are of tool steel cast to the jaws while on the No. 21 and No. 22, they are renewable.

Both faces take accurate and positive grip and are finely tempered by our own process.

All other parts are interchangeable and renewable.

The Anvil Vise "Superior".


No.	Width Jaws, Inches.	Jaws Open, Inches.	Depth Opening, Inches.	Weight, Pounds.	List Price, Each.
19	2	1 $\frac{3}{4}$	2 $\frac{1}{8}$	8 $\frac{1}{2}$	\$9.50
20	2 $\frac{1}{2}$	1 $\frac{3}{4}$	2 $\frac{1}{8}$	9	11.00
21	3	3 $\frac{1}{2}$	3 $\frac{1}{4}$	28	14.00
22	3 $\frac{1}{2}$	4	3 $\frac{5}{8}$	43	16.00

MERIDEN, CONN., U. S. A.

PARKER'S SUPERIOR FILER'S VISE.

SEMI-STEEL.

42



STATIONARY BASE.

The jaws on the Parker Superior Filer's Vise meet the Filer's requirements.

Being built high and narrow with an unusually large opening and depth, these jaws so designed are thoroughly appreciated on small and fine work.

The jaws on this vise take a perfect grip and are faced with tool steel cast on.

The Filer's Vise "Superior".


No.	Width Jaws, Inches.	Jaws Open, Inches.	Depth Opening, Inches.	Weight, Pounds.	List Price, Each.
42	4	3	4	35	\$13.50

MERIDEN, CONN., U. S. A.

PARKER'S SUPERIOR FILER'S VISE.

SEMI-STEEL.

44



SWIVEL BASE.

The Parker Superior Filer's Swivel Base Vise is complete as the swiveling device can be locked at any point. The position of the vise can be changed without removing the work. The clean cut screw and nut aid the operator as they bring quick action and run smoothly.

The Filer's Vise "Superior".


No.	Width Jaws, Inches.	Jaws Open, Inches.	Depth Opening, Inches.	Weight, Pounds.	List Price, Each.
44	4	3	4	40	\$16.50

MERIDEN, CONN., U. S. A.

PARKER'S SUPERIOR
COACHMAKER'S VISE.

40½

SEMI-STEEL.



STATIONARY BASE.

Coachmaker's and Woodworker's require a vise with jaws that will hold firmly without marring or damaging pieces held.

The Coachmaker's Vise "Superior".

Discontinued


No.	Width Jaws, Inches.	Jaws Open, Inches.	Depth Opening, Inches.	Depth Face, Inches.	Weight, Pounds.	List Price, Each.
40½	4½	7½	4½	2¼	58	\$10.25

MERIDEN, CONN., U. S. A.

PARKER'S SUPERIOR
COACHMAKER'S VISE.

46 1/2

SEMI-STEEL.



SWIVEL BASE.

The Coachmaker's Vise "Superior".


Discontinued

No.	Width Jaws, Inches.	Jaws Open, Inches.	Depth Opening, Inches.	Depth Face, Inches.	Weight, Pounds.	List Price, Each.
46 1/2	4 1/2	7 1/2	4 1/2	2 1/4	72	\$12.50

MERIDEN, CONN., U. S. A.

PARKER'S VICTOR SWIVEL JAW MACHINIST'S WISE.

SEMI-STEEL.



STATIONARY BASE.

By removing the pin from the back jaw, it will swivel so that the jaws will grip firmly any taper or irregularly shaped piece.

These vises have all the Parker patented improvements.

The Victor Swivel Jaw Vise, "Superior".


No.	Width Jaw, Inches.	Jaws Open, Inches.	Depth Opening, Inches.	Weight, Pounds.	List Price, Each.
370	3	3½	3⅛	25	\$15.00
371	3½	5	3½	40	16.00
371½	4	5	3⅝	41	19.00
372	4½	6	3⅞	59	22.00
373	5	7	4⅛	73	28.00
374	5½	9	4½	99	35.00
375	6	9½	5	149	50.00
340	7	11	5½	189	65.00

MERIDEN, CONN., U. S. A.

PARKER'S VICTOR SWIVEL JAW MACHINIST'S VISE.

SEMI-STEEL.

270
271
271½
272
273
274
275
240



Patented Jun. 2. 1906.

SWIVEL BASE.

The Parker patented swivel with its positive locking device adds completeness to the Victor Vise. These vises have semi-steel castings, Solid Steel Bar Reinforced Slide, finely tempered tool steel renewable faces, strong clean cut screw and nut, saddle and saddle screw features, set screw and spring tension on lever. All parts interchangeable and renewable.

The Victor Swivel Jaw Vise, "Superior".

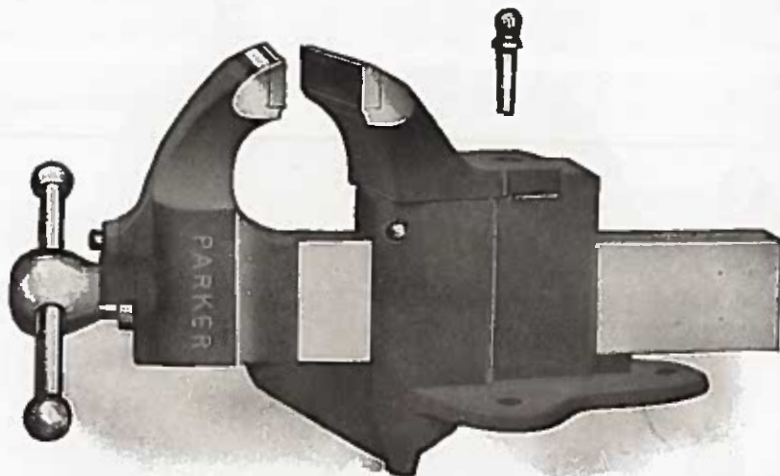
No.	Width Jaws, Inches.	Jaws Open, Inches.	Depth Opening, Inches.	Weight, Pounds.	List Price, Each.
270	3	3½	3¼	33	\$17.50
271	3½	5	3½	51	20.00
271½	4	5	3⅝	52	24.00
272	4½	6	3⅞	70½	28.00
273	5	7	4⅛	85	35.00
274	5½	9	4½	123	44.00
275	6	9½	5	174	60.00
240	7	11	5½	222	75.00

MERIDEN, CONN., U. S. A.

PARKER'S VICTOR SWIVEL JAW FILER'S VISE.

378

SEMI-STEEL



STATIONARY BASE.

Thorough and rigid inspection of all parts, the daily test of our semi-steel castings, our long years of experience, and ambition to produce the Best, have created the Parker Superior line of vises which are recognized as the Best the World over.

The design of the Victor Filer's, together with the swivel jaw that will grip firmly any taper or irregular piece, has no equal on the market.

The Victor Swivel Jaw Filer's Vise, "Superior".


No.	Width Jaws, Inches.	Jaws Open, Inches.	Depth Opening, Inches.	Weight, Pounds.	List Price, Each.
378	4	5 $\frac{1}{4}$	4 $\frac{1}{4}$	42	\$20.00

MERIDEN, CONN., U. S. A.

PARKER'S VICTOR SWIVEL JAW FILER'S VISE.

SEMI-STEEL.

278



SWIVEL BASE.

With the most complete vise factory in the world, equipped with our own special designed machinery, together with a large foundry, we are able to keep the Parker Superior line of vises in the lead.

The Victor Filer's Vise with our patented swivel base is complete. The specially treated tool steel faces are cast to the jaws.

The Victor Swivel Jaw Filer's Vise, "Superior".


No.	Width Jaws, Inches.	Jaws Open, Inches.	Depth Opening, Inches.	Weight, Pounds.	List Price, Each.
278	4	5 $\frac{1}{4}$	4 $\frac{1}{4}$	52	\$24.00

MERIDEN, CONN., U. S. A.

PARKER'S VICTOR SWIVEL JAW COACHMAKER'S VISE.

376
377

SEMI-STEEL.



STATIONARY BASE.

The Parker Victor Vise means additional strength and durability. With special designed jaws, deep and perfectly true, together with the swivel back jaw which permits the taking of taper and irregular work, it satisfies the most exacting for an ideal coachmaker's vise. The tool steel faces milled perfectly smooth are cast to the jaws of the vise.

The Victor Swivel Jaw Coachmaker's Vise, "Superior".

Discontinued

• 80 711

No.	Width Jaws, Inches.	Jaws Open, Inches.	Depth Opening, Inches.	Depth Face, Inches.	Weight, Pounds.	List Price, Each.
376	4	7	4 ¹ / ₈	2 ¹ / ₄	43	\$8.00
377	4 ¹ / ₂	8 ¹ / ₂	4 ¹ / ₄	2 ¹ / ₄	63	11.00


MERIDEN, CONN., U. S. A.

PARKER'S VICTOR SWIVEL JAW COACHMAKER'S VISE.

276

277

SEMI-STEEL.



SWIVEL BASE.

This vise is fitted with the Parker Patented Swivel Base and positive locking device which allows you to swing the vise at any angle with the bench and lock it in any position.

The solid steel bar reinforced slide adds strength and gives long life. All parts are made to limit gauges.

The Victor Swivel Jaw Coachmaker's Vise, "Superior".


Discontinued

No.	Width Jaws, Inches.	Jaws Open, Inches.	Depth Opening, Inches.	Depth Face, Inches.	Weight, Pounds.	List Price, Each.
276	4	7	4 $\frac{1}{8}$	2 $\frac{1}{4}$	53	\$9.50
277	4 $\frac{1}{2}$	8 $\frac{1}{2}$	4 $\frac{1}{4}$	2 $\frac{3}{4}$	75	13.00

MERIDEN, CONN., U. S. A.

PARKER'S ECLIPSE MACHINIST'S VISE.

100-2
101
102
103
104
105
106
106½
107



STATIONARY BASE.

Parker's Eclipse series is offered in competition with the very best produced by other makers. Our many years experience and complete factory equipment provide stronger castings, better distribution of material in the design. In addition the Eclipse series has renewable high grade steel faces, milled and fitted to the jaws. A cut thread, screw and nut—the saddle, saddle screw and tension spring in the lever—important features of our "Superior" series.


The Parker Eclipse Vise.

No.	Width Jaws, Inches.	Jaws Open, Inches.	Depth Opening, Inches.	Weight, Pounds.	List Price, Each.
100-2	2	3½	3	13½	\$8.25
101	2½	3½	3	14	9.00
102	3	4½	3¼	22	10.00
103	3½	5½	3⅝	35	11.25
104	4	6½	3¾	43	12.75
105	4½	7	4¼	61	15.50
106	5	8	4¾	83	20.00
106½	5½	9	5⅛	105	30.00
107	6	10½	5½	132	39.00

MERIDEN, CONN., U. S. A.

PARKER'S ECLIPSE MACHINIST'S VISE.

200-2
201
202
203
204
205
206
206½
207



SWIVEL BASE.

The Eclipse Vise with our patented positive locking swivel base offers a decided improvement over the swivels of other makers.

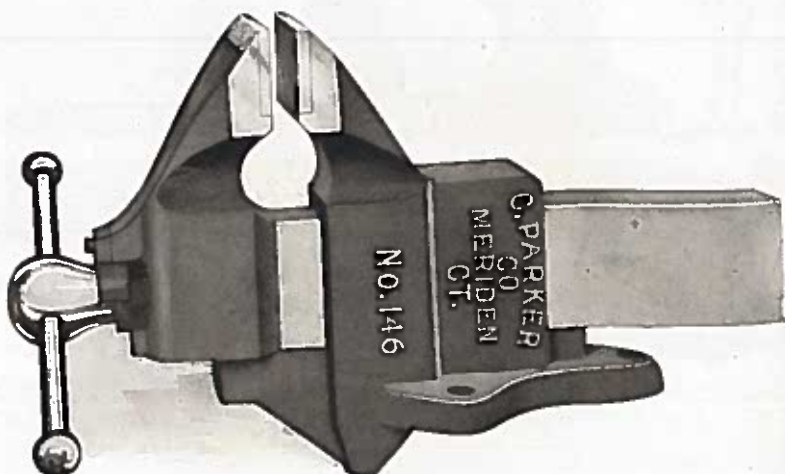
These vises with Parker inspection and Parker guarantee are meeting with popular success, are stronger, better finished and have more improvements than any other medium-priced vise. All parts are interchangeable.

The Parker Eclipse Vise.

No.	Width Jaws, Inches.	Jaws Open, Inches.	Depth Opening, Inches.	Weight, Pounds.	List Price, Each.
200-2	2	3½	3	16	\$10.50
201	2½	3½	3	16½	12.00
202	3	4½	3¼	25	13.00
203	3½	5½	3⅝	41	15.00
204	4	6½	3¾	57	17.00
205	4½	7	4¼	75	20.00
206	5	8	4¾	104	30.00
206½	5½	9	5⅛	125	38.00
207	6	10½	5½	157	52.00

PARKER'S ECLIPSE COACHMAKER'S VISE.

146



STATIONARY BASE.

It has all the commendable features of the machinist type.

The Eclipse Coachmaker's vise is a new offering in this series.

The jaws were designed to hold firmly all the work of the coachmaker's and woodworker's requirements, are deeply faced with high grade steel cast to the jaws.


The Parker Eclipse Vise.

No.	Width Jaws, Inches.	Jaws Open, Inches.	Depth Opening, Inches.	Depth Face, Inches.	Weight, Pounds.	List Price, Each.
146	4½	7	5	2¼	64	\$17.50

MERIDEN, CONN., U. S. A.

PARKER'S ECLIPSE COACHMAKER'S VISE.

246



SWIVEL BASE.

To change the vise to all angles of the bench, we have fitted this tool with our patented Swivel Base with its positive locking device. Quick and easy to operate, the binder bolt can be placed either right or left of the vise as desired. Wear will not effect the efficiency of any part of the swivel.

The Parker Eclipse Vise.


No.	Width Jaws, Inches.	Jaws Open, Inches.	Depth Opening, Inches.	Depth Face, Inches.	Weight, Pounds.	List Price, Each.
246	4½	7	5	2¼	77	\$22.50

M E R I D E N , C O N N . , U . S . A .

90
92
94
98

PARKER'S IMPROVED QUICK ACTION SWIVEL VISE.

SEMI-STEEL.



These Vises are the most convenient and quickest working ever devised. The only Vises that grasp any size piece of work by one motion of the hand and which can be used with either right or left hand with equal facility. They are manufactured with great care, by the use of improved machinery, and all parts are interchangeable.

The faces are of tool steel cast to the Jaws, finely fitted to grip accurately. The Parker Patented Swivel Base gives a decided improvement with its positive Locking Device.

In order to open the Jaws, lift the handle to a horizontal position, or as high as it will go, and draw towards you. In this way the sliding Jaw can be moved instantly to any position. In order to grip the work, push in the sliding Jaw until it presses against the work; then depress the handle, which causes the Jaws to securely grip the work.

Discontinued


No.	Width Jaws, Inches.	Jaws Open, Inches.	Depth Opening, Inches.	Weight, Pounds.	List Price, Each.
90	2	1 $\frac{7}{8}$	1 $\frac{3}{4}$	8	\$5.00
92	3	3	2 $\frac{3}{4}$	25	8.50
94	4	4 $\frac{1}{2}$	3 $\frac{5}{8}$	49	12.50
98	4	4 $\frac{1}{2}$	4 $\frac{3}{4}$	53	14.00

Number 98 Vise has Coachmakers' Jaws, 2 $\frac{1}{2}$ inch Faces.

MERIDEN, CONN., U. S. A.

PARKER'S OVAL SLIDE VISE.

030
30
31
32
34
35



The Parker Oval Slide Vises have stood the test for many years. Because of their perfect design and finish, they have been recognized by the trade as the Best on the market.

The jaws are faced with high grade steel cast on.

All parts are renewable.

The Parker Oval Slide Vise.


No.	Width Jaws, Inches.	Jaws Open, Inches.	Depth Opening, Inches.	Weight, Pounds.	List Price, Each.
030	2	2 $\frac{3}{4}$	2	7 $\frac{1}{2}$	\$1.65
30	2 $\frac{1}{2}$	3	2	8	2.00
31	3	3 $\frac{1}{2}$	2 $\frac{1}{4}$	13 $\frac{1}{2}$	2.35
32	3 $\frac{1}{2}$	4	2 $\frac{5}{8}$	19 $\frac{1}{2}$	2.95
34	4	4$\frac{1}{4}$	3$\frac{1}{8}$	29	4.25
35	4$\frac{1}{2}$	4$\frac{1}{2}$	3$\frac{5}{8}$	30$\frac{1}{2}$	6.40

MERIDEN, CONN., U. S. A.

PARKER'S SUPERIOR COMBINATION PIPE VISE.

SEMI-STEEL.

88½
89½



STATIONARY BASE.

We have improved this vise by adding all of our late patents including the Solid Steel Bar Slide Strengthener which adds great strength.

The pipe jaws are milled from tool steel and like the tool steel faces are finely tempered by our own process.

All parts are interchangeable and renewable.

Parker's Combination Pipe Vise "Superior".

Discontinued


No.	Width Jaws, Inches.	Jaws Open, Inches.	Holds Pipe, Inches.	Weight, Pounds.	List Price, Each.
88½	5	6	4	105	\$32.00
89½	6	9½	6	160	45.00

MERIDEN, CONN., U. S. A.

PARKER'S SUPERIOR COMBINATION PIPE VISE.

87
88
288½
289½

SEMI-STEEL.



SWIVEL BASE.

The Parker patented swivel base with its positive locking device gives additional strength.

It adds support and stability over the old style swivel and is a decided improvement to this vise.

With extra strong clean cut thread screws and nuts, saddle and saddle screw.


We are justified in stating that for strength, quality, and finish they have no comparison on the market.

Parker's Combination Pipe Vise, "Superior".

No.	Width Jaws, Inches.	Jaws Open, Inches.	Holds Pipe, Inches.	Weight, Pounds.	List Price, Each.
87	3½	3	2	47	\$16.00
88	4½	5	3	71	22.00
288½	5	6	4	118	32.00
289½	6	9½	6	185	45.00

MERIDEN, CONN., U. S. A.

PARKER'S BRASS AND COPPER FINISHING CAPS FOR VISE JAWS.



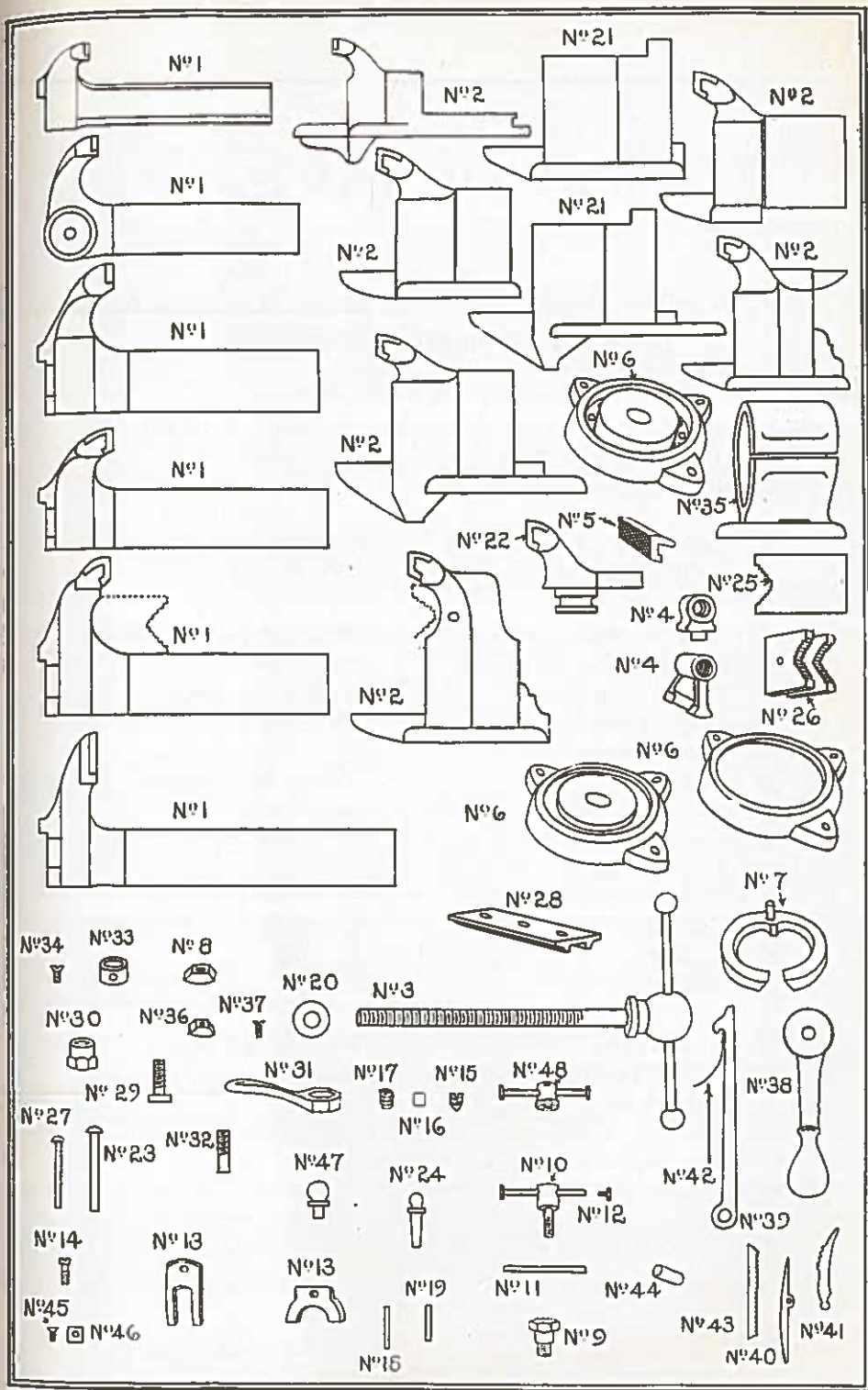
These Caps are made to cover rough jaw faces. When ordering Caps for Vise Jaws, give size of Jaw and number of Vise.

These Caps are highly polished.

Length of Caps to Fit Vise Jaws.					Brass, Per Pair.	Copper, Per Pair.
2"	2 ¹ / ₈ "	3 ¹ / ₈ "	2 ¹ / ₄ "	2 ⁵ / ₈ "	\$0.95	\$1.10
3"		3 ⁵ / ₈ "	3 ¹ / ₄ "		1.10	1.20
3 ¹ / ₂ "		4 ¹ / ₈ "	4 ¹ / ₄ "		1.20	1.50
4"		4 ⁵ / ₈ "	4 ³ / ₄ "		1.35	1.60
4 ¹ / ₂ "		5 ¹ / ₈ "	5 ³ / ₈ "		1.90	2.15
5"		5 ¹ / ₂ "			2.00	2.65
		6 ¹ / ₈ "	6 ¹ / ₄ "		2.70	3.50
6"		6 ¹ / ₂ "			3.15	4.00
					3.65	4.65

MERIDEN, CONN., U. S. A.

LINE DRAWINGS OF PARTS—Repairs.



LIST OF PARTS.

WHEN ORDERING PARTS, GIVE NUMBER OF VISE,
NAME AND NUMBER OF PARTS.

- | | | | |
|--------|------------------------|---------|-------------------------------|
| No. 1. | Slide. | No. 25. | Male or Single Pipe
Jaw. |
| 2. | Back Jaw. | 26. | Female or Double
Pipe Jaw. |
| 3. | Screw with Handle. | 27. | Pipe Jaw Pin. |
| 4. | Nut. | 28. | Base Plate. |
| 5. | Steel Jaw. | 29. | Side Bolt. |
| 6. | Swivel Base. | 30. | Cap Nut Trojan. |
| 7. | Expansion Ring. | 31. | Side Wrench. |
| 8. | Steel Wedge. | 32. | Center Stud. |
| 9. | Center Bolt. | 33. | Collar. |
| 10. | Binder Bolt. | 34. | Collar Screw. |
| 11. | Side Lever | 35. | Outside Barrel. |
| 12. | Side Lever Screws. | 36. | Nut Wedge. |
| 13. | Saddle. | 37. | Nut Wedge Screw. |
| 14. | Saddle Screw. | 38. | Handle. |
| 15. | Handle Set Screw. | 39. | Lever. |
| 16. | Handle Plug. | 40. | Lifter. |
| 17. | Handle Tension Spring. | 41. | Top Rack. |
| 18. | Steel Jaw Pin. | 42. | Top Rack Spring. |
| 19. | Nut Pin. | 43. | Bottom Rack. |
| 20. | Washer. | 44. | Lever Pin. |
| 21. | Back. | 45. | Wedge Screw. |
| 22. | Swivel Jaw. | 46. | Rack Wedge. |
| 23. | Swivel Jaw Pin. | 47. | Swivel Base Pin. |
| 24. | Taper Pin. | 48. | Cap Nut. |

THE CHARLES PARKER COMPANY

PARKER VISES.
PRICE LIST OF REPAIRS.

Number of Vise.	Slide	Back Jaw	Screw with Handle	Nut	Steel Jaw Each	Swivel Base	Expansion Ring	Steel Wedge	Center Bolt	Binder Bolt	Slide Lever	Side Lever Screw Each	Saddle	Saddle Screw	Set Screw Plug Spring Set	Steel Jaw Pin Pair	Nut Pin	Washer
	Part No. 1	Part No. 2	Part No. 3	Part No. 4	Part No. 5	Part No. 6	Part No. 7	Part No. 8	Part No. 9	Part No. 10	Part No. 11	Part No. 12	Part No. 13	Part No. 14	Part No. 15 16 17	Part No. 18	Part No. 19	Part No. 20
29	\$4.25	\$3.75	\$1.75	\$0.60	\$0.85	\$1.00	\$0.40	\$0.25	\$0.50	\$0.50	\$0.30	\$0.10	\$0.10	\$0.05	\$0.15	\$0.05	\$0.05	\$0.05
229	4.75	4.25	2.00	.75	1.00	1.25	.50	.30	.60	.60	.30	.10	.10	.05	.15	.05	.05	.05
39	6.00	5.50	2.25	.85	1.25	1.50	.60	.35	.70	.70	.35	.10	.15	.10	.15	.05	.05	.05
249	7.75	7.00	2.50	1.00	1.50	1.75	.65	.40	.80	.80	.40	.10	.15	.10	.20	.05	.05	.10
59	11.00	10.00	3.25	1.15	1.75	2.00	.70	.45	.90	.90	.45	.10	.15	.10	.20	.05	.05	.10
269	17.00	15.50	3.75	1.25	2.00	3.50	1.00	.50	1.00	1.00	.50	.10	.20	.10	.20	.05	.05	.10
79	21.00	18.50	4.50	1.50	2.50	4.00	1.25	.50	1.25	1.25	.60	.10	.20	.10	.20	.05	.05	.10
279 1/2	4.25	3.75	1.75	.60	.85	1.00	.40	.25	.50	.50	.30	.10	.10	.05	.15	.05	.05	.05
279 1/2	4.75	4.25	2.00	.75	1.00	1.25	.50	.30	.60	.60	.30	.10	.10	.05	.15	.05	.05	.05
2X	6.00	5.50	2.25	.85	1.25	1.50	.60	.35	.70	.70	.35	.10	.15	.10	.15	.05	.05	.10
3X	7.75	7.00	2.50	1.00	1.50	1.75	.65	.40	.80	.80	.40	.10	.15	.10	.20	.05	.05	.10
24X	11.00	10.00	3.25	1.15	1.75	2.00	.70	.45	.90	.90	.45	.10	.15	.10	.20	.05	.05	.10
4X	17.00	15.50	3.75	1.25	2.00	3.50	1.00	.50	1.00	1.00	.50	.10	.20	.10	.20	.05	.05	.10
5X	21.00	18.50	4.50	1.50	2.50	4.00	1.25	.50	1.25	1.25	.60	.10	.20	.10	.20	.05	.05	.10
26 1/2 X																		
26 1/2 X																		

THE CHARLES PARKER COMPANY

PARKER VISES.

PRICE LIST OF REPAIRS—Continued.

Number of Vise.	Slide	Back Jaw	Screw with Handle	Nut	Steel Jaw Each	Swivel Base	Expansion Ring	Steel Wedge	Center Bolt	Binder Bolt	Side Lever	Side Lever Screw Each	Saddle	Saddle Screw	Set Screw Plug Spring Set	Steel Jaw Pin Pair	Nut Pin	Washer
	Part No. 1	Part No. 2	Part No. 3	Part No. 4	Part No. 5	Part No. 6	Part No. 7	Part No. 8	Part No. 9	Part No. 10	Part No. 11	Part No. 12	Part No. 13	Part No. 14	Part No. 15 16 17	Part No. 18	Part No. 19	Part No. 20
60	\$32.00	\$32.00	\$10.00	\$2.00	\$3.00	\$5.00	\$1.50	\$0.75	\$1.50	\$1.50	\$0.75	\$0.10	\$0.25	\$0.15	\$0.25	\$0.10	\$0.05	\$0.15
260	2.25	2.75	1.00	.3550	.15	.15	.25	.25	.15	.05	.10	.05	.15	.05	.05	.05
19	2.50	3.00	1.15	.3560	.15	.15	.35	.35	.20	.05	.10	.05	.15	.05	.05	.05
20	3.00	3.50	1.25	.50	.75	.75	.30	.25	.40	.40	.20	.10	.10	.05	.15	.05	.05	.05
21	3.50	4.25	1.50	.60	.85	1.00	.40	.25	.50	.50	.30	.10	.10	.05	.15	.05	.05	.05
22	4.25	4.25	2.00	.75	. . .	1.25	.50	.30	.60	.60	.30	.10	.10	.05	.15	.05	.05	.05
42	6.25	6.25	2.50	.85	. . .	1.50	.60	.35	.70	.70	.35	.10	.10	.05	.15	.05	.05	.05
44	2.50	2.50	1.00	.35	.50	.60	.25	.20	.35	.35	.20	.10	.10	.05	.15	.05	.05	.05
40 1/2	2.75	2.75	1.25	.35	.60	.60	.25	.20	.35	.35	.20	.10	.10	.05	.15	.05	.05	.05
46 1/2	3.00	3.00	1.50	.50	.75	.75	.30	.25	.40	.40	.20	.10	.10	.05	.15	.05	.05	.05
100-2	3.50	3.50	1.75	.60	.85	1.00	.40	.25	.50	.50	.30	.10	.10	.05	.15	.05	.05	.05
200-2	4.50	4.50	2.00	.75	1.00	1.25	.50	.30	.60	.60	.30	.10	.10	.05	.15	.05	.05	.05
101																		
201																		
102																		
202																		
103																		
203																		
104																		
204																		

When ordering Parts give number of Vise, name and number of Part. On Slides and Back Jaws give width of Jaw and depth from top of Jaw or top of Slide.

PARKER VISES.
PRICE LIST OF REPAIRS—Continued.

Number of Vise.	Slide	Back Jaw	Screw with Handle	Nut	Steel Jaw Each	Swivel Base	Expansion Ring	Steel Wedge	Center Bolt	Binder Bolt	Side Lever	Side Lever Screw Each	Saddle	Saddle Screw	Set, Screw Plug, Spring Set	Steel Jaw Pin Pair	Nut Pin	Washer
	Part No. 1	Part No. 2	Part No. 3	Part No. 4	Part No. 5	Part No. 6	Part No. 7	Part No. 8	Part No. 9	Part No. 10	Part No. 11	Part No. 12	Part No. 13	Part No. 14	Part No. 15 16 17	Part No. 18	Part No. 19	Part No. 20
105	\$5.25	\$5.25	\$2.25	\$0.85	\$1.25	\$1.50	\$0.60	\$0.35	\$0.70	\$0.70	\$0.35	\$0.10	\$0.10	\$0.05	\$0.15	\$0.05	\$0.05	\$0.05
205	7.00	7.00	2.50	1.00	1.50	1.75	.65	.40	.80	.80	.40	.10	.15	.10	.15	.05	.05	.10
106	10.00	10.00	3.00	1.15	1.75	2.00	.70	.45	.90	.90	.45	.10	.15	.10	.15	.05	.05	.10
206 1/2	13.50	13.50	3.50	1.25	2.00	3.00	1.00	.50	1.00	1.00	.50	.10	.15	.10	.20	.05	.05	.10
107	4.75	4.75	2.50	.85	. . .	1.25	.50	.30	.60	.60	.30	.10	.10	.05	.15	.05	.05	.05
146																		
246																		

When ordering Parts give number of Vise, name and number of Part. On Slides and Back Jaws give width of Jaw and depth from top of Jaw to top of Slide.

PARKER VISES.
PRICE LIST OF REPAIRS—Continued.

Number of Vise.	Slide	Back Jaw	Screw with Handle	Nut	Steel Jaw Each	Swivel Base	Expansion Ring	Steel Wedge	Center Bolt	Binder Bolt	Slide Lever	Side Lever Screw Each	Saddle Screw	Saddle Screw	Set. Screw Plug Springs Set	Steel Jaw Pin	Nut Pin	Male or Single Pipe Jaw	Female or Double Pipe Jaw	Pipe Jaw Pin	Washer
	Part No. 1	Part No. 2	Part No. 3	Part No. 4	Part No. 5	Part No. 6	Part No. 7	Part No. 8	Part No. 9	Part No. 10	Part No. 11	Part No. 12	Part No. 13	Part No. 14	Part No. 15 16 17	Part No. 18	Part No. 19	Part No. 25	Part No. 26	Part No. 27	Part No. 20
87	\$5.50	\$5.00	\$1.75	\$0.60	\$0.85	\$1.00	\$0.40	\$0.25	\$0.50	\$0.50	\$0.30	\$0.10	\$0.10	\$0.05	\$0.15	\$0.05	\$0.05	\$0.90	\$1.10	\$0.10	\$0.05
88	7.50	7.00	2.25	.85	1.25	1.50	.60	.35	.70	.70	.35	.10	.10	.05	.15	.05	.05	1.10	1.40	.15	.05
88 1/2	11.00	10.00	2.50	1.00	1.50	1.75	.65	.40	.80	.80	.40	.10	.15	.10	.15	.05	.05	1.25	1.75	.20	.10
89 1/2	15.50	14.50	3.50	1.25	2.00	3.00	1.00	.50	1.00	1.00	.50	.10	.15	.10	.20	.05	.05	1.75	2.25	.25	.10
030	.60	.80	.50	.2010	.0505
30	.70	.90	.60	.2510	.0505
31	.80	1.00	.75	.3010	.0505
32	1.00	1.25	.85	.3510	.0505
34	1.70	2.00	1.00	.4010	.0505
35	2.50	3.00	1.50	.4510	.0505

When ordering Parts give number of Vise, name and number of Part. On Slides and Back Jaws give width of Jaw and depth from top of Jaw to top of Slide.

THE CHARLES PARKER COMPANY

PARKER VISES.
PRICE LIST OF REPAIRS—Continued.

Number of Vise.	Slide	Back Jaw	Screw with Handle	Nut	Steel Jaw Each	Out-side Barrel	Swivel Base	Center Bolt	Side Bolt	Cap Nut	Binder Bolt	Side Lever	Side Lever Screw Each	Nut Wedge	Nut Wedge Screw	Saddle Screw	Saddle Spring Set	Steel Jaw Pair	Washer	Swivel Base Pin	
	Part No.	Part No.	Part No.	Part No.	Part No.	Part No.	Part No.	Part No.	Part No.	Part No.	Part No.	Part No.	Part No.	Part No.	Part No.	Part No.	Part No.	Part No.	Part No.	Part No.	Part No.
429	\$5.00	\$5.50	\$2.25	\$0.60	\$0.75	\$5.00	\$1.25	\$0.35	\$0.25	\$0.50	\$0.50	\$0.25	\$0.10	\$0.10	\$0.05	\$0.10	\$0.15	\$0.05	\$0.05	\$0.20	
439	6.00	6.50	2.50	.75	1.00	6.00	1.50	.50	.25	.60	.60	.35	.10	.15	.05	.10	.15	.05	.05	.25	
449	7.50	8.00	2.75	.85	1.25	7.50	2.00	.75	.25	.70	.70	.35	.10	.20	.05	.15	.15	.05	.05	.30	
Number of Vise.	Slide	Back Jaw	Handle	Lever	Lifter	Top Rack	Bottom Rack	Lever Pin	Swivel Base	Expansion Ring	Steel Wedge	Center Bolt	Binder Bolt	Side Lever	Side Lever Screw Each	Saddle	Saddle Screw	Top Rack Spring	Wedge Screw	Rack Wedge	
	Part No.	Part No.	Part No.	Part No.	Part No.	Part No.	Part No.	Part No.	Part No.	Part No.	Part No.	Part No.	Part No.	Part No.	Part No.	Part No.	Part No.	Part No.	Part No.	Part No.	Part No.
90	\$1.50	\$2.00	\$0.60	\$0.60	\$0.45	\$0.50	\$0.40	\$0.05	\$0.60	\$0.25	\$0.20	\$0.35	\$0.35	\$0.20	\$0.10	\$0.15	\$0.10	\$0.15	\$0.10	\$0.15	
92	3.00	4.00	1.00	.60	.60	.75	.60	.05	.75	.30	.25	.40	.40	.20	.10	.20	.10	.15	.10	.15	
94	5.00	6.00	1.50	.75	.75	1.00	.75	.05	1.25	.50	.30	.60	.60	.30	.10	.25	.15	.15	.10	.15	
98	6.00	7.00	1.50	.75	.75	1.00	.75	.05	1.25	.50	.30	.60	.60	.30	.10	.25	.15	.15	.10	.15	

When ordering Parts give number of Vise, name and number of Part. On Slides and Back Jaws give width of Jaw and depth from top of Jaw to top of Slide.

THE CHARLES PARKER COMPANY

PARKER VISES. PRICE LIST OF REPAIRS—Continued.

Number of Vise.	Slide	Back Without Swivel Jaw	Screw with Handle	Nut	Steel Jaw Each	Swivel Base	Expansion Ring	Steel Wedge	Center Bolt	Binder Bolt	Slide Lever	Side Lever Screw Each	Swivel Jaw	Swivel Jaw Pin	Taper Pin	Saddle	Saddle Screw	Set Screw Plug Spring Set	Steel Jaw Pin Pair	Nut Pin	Washer
	Part No. 1	Part No. 21	Part No. 3	Part No. 4	Part No. 5	Part No. 6	Part No. 7	Part No. 8	Part No. 9	Part No. 10	Part No. 11	Part No. 12	Part No. 22	Part No. 23	Part No. 24	Part No. 13	Part No. 14	Part No. 15 16 17	Part No. 18	Part No. 19	Part No. 20
270	\$3.50	\$3.00	\$1.50	\$0.50	\$0.75	\$0.75	\$0.30	\$0.25	\$0.40	\$0.40	\$0.20	\$0.10	\$2.00	\$0.15	\$0.25	\$0.10	\$0.05	\$0.15	\$0.05	\$0.05	\$0.05
370																					
271	3.75	3.25	1.75	.60	.85	1.00	.40	.25	.50	.50	.30	.10	2.25	.15	.30	.10	.05	.15	.05	.05	.05
371																					
271½	5.00	4.50	2.00	.75	1.00	1.25	.50	.30	.60	.60	.30	.10	2.50	.15	.35	.10	.05	.15	.05	.05	.05
371½																					
272	6.00	5.50	2.25	.85	1.25	1.50	.60	.35	.70	.70	.35	.10	2.75	.20	.40	.10	.05	.15	.05	.05	.05
372																					
273	8.25	7.50	2.50	1.00	1.50	1.75	.65	.40	.80	.80	.40	.10	3.50	.25	.45	.15	.10	.15	.05	.05	.10
373																					
274	10.50	9.50	3.00	1.15	1.75	2.00	.70	.45	.90	.90	.50	.10	4.00	.25	.50	.15	.10	.15	.05	.05	.10
374																					
275	16.00	14.00	3.50	1.25	2.00	3.00	1.00	.50	1.00	1.00	.50	.10	5.00	.25	.55	.15	.10	.20	.05	.05	.10
375																					
240	21.00	18.00	4.00	1.50	2.50	4.00	1.25	.50	1.25	1.25	.60	.10	7.00	.25	.60	.20	.10	.20	.05	.05	.10
340																					
278	4.50	3.75	2.00	.75	. .	1.25	.50	.30	.60	.60	.30	.10	2.50	.15	.35	.10	.05	.15	.05	.05	.05
378																					
276	4.50	3.75	2.25	.75	. .	1.25	.50	.30	.60	.60	.30	.10	2.50	.15	.35	.10	.05	.15	.05	.05	.05
376																					
277	6.75	6.00	2.50	.85	. .	1.50	.60	.35	.70	.70	.35	.10	2.75	.20	.40	.10	.05	.15	.05	.05	.05
377																					

When ordering Parts give number of Vise, name and number of Part. On Slides and Back Jaws give width of Jaw and depth from top of Jaw to top of Slide. Backs only will be shipped on the Swivel Jaw Vises unless otherwise ordered. See illustration on this Part.

THE CHARLES PARKER COMPANY

PARKER VISES.
PRICE LIST OF REPAIRS—Continued.

Number of Vise.	Slide	Back Jaw	Screw with Handle	Nut	Swivel Base	Base Plate	Side Bolt Each	Cap Nut Each	Side Wrench	Center Stud	Collar	Collar Screw	Male or Single Pipe Jaw	Female or Double Pipe Jaw	Pipe Jaw Pin	Washer
	Part No. 1	Part No. 2	Part No. 3	Part No. 4	Part No. 6	Part No. 28	Part No. 29	Part No. 30	Part No. 31	Part No. 32	Part No. 33	Part No. 34	Part No. 25	Part No. 26	Part No. 27	Part No. 20
700	\$2.00	\$2.00	\$0.75	\$0.35	\$0.40	\$0.20	\$0.15	\$0.15	\$0.15	\$0.15	\$0.15	\$0.05	\$0.05
720	2.10	2.10	.90	.35	.50	.25	.15	.15	.15	.15	.15	.0505
701	2.35	2.35	1.00	.50	.60	.30	.15	.20	.20	.15	.15	.0505
702	2.70	2.70	1.25	.60	.75	.40	.20	.20	.20	.20	.15	.0505
703	3.10	3.10	1.50	.75	.90	.45	.25	.25	.25	.25	.15	.0505
704	3.90	3.90	1.75	.85	1.00	.50	.30	.25	.25	.30	.20	.0505
705	5.25	5.25	2.00	1.00	1.25	.65	.35	.35	.35	.30	.20	.0510
706	8.00	8.00	2.25	1.15	1.50	.75	.40	.35	.35	.35	.20	.0510
707	11.25	11.25	2.50	1.25	2.00	1.00	.45	.40	.40	.40	.20	.0510
708	3.00	3.00	1.25	.60	.75	.40	.20	.20	.20	.20	.15	.05	\$0.70	\$0.80	\$0.10	.05
728	4.00	4.00	1.50	.75	.90	.45	.25	.25	.25	.25	.15	.05	.90	1.10	.15	.05
8	7.00	7.00	2.00	1.00	1.25	.65	.35	.35	.30	.30	.20	.05	1.20	1.30	.20	.10
8 1/2	11.25	11.25	2.50	1.25	2.00	1.00	.45	.40	.40	.40	.20	.05	1.50	1.75	.25	.10
9 1/2																