

INSTALLING 34-868 SPLITTER ASSEMBLY

INTRODUCTION

IMPORTANT: The following instructions for installing the splitter are shown on a Delta 10" right-tilting arbor Unisaw.

ASSEMBLY

1. Locate the following components shown in Fig.1, for the splitter assembly.

- A. Splitter
- B. 5/16 - 18 x 5/8" button head screws (2)

⚠ WARNING DISCONNECT MACHINE FROM POWER SOURCE.

2. Remove the saw blade from the saw arbor and remove the standard splitter assembly, including mounting brackets, from the saw as shown in Fig. 2.

⚠ WARNING DO NOT USE THIS MACHINE WITHOUT A BLADE GUARD. AN OVERARM TYPE GUARD SYSTEM IS RECOMMEND TO BE USED WITH THIS SPLITTER ASSEMBLY.

3. Assemble the splitter (A) Fig. 3, to the inside of rear trunnion using two button head screws (B), and hex wrench (C). **NOTE:** Do not completely tighten the button head screws at this time.

4. Using a straight edge (S) Fig. 4, align the splitter (A) to saw arbor (B) as shown. Then tighten two screws assembled in **step 3**.

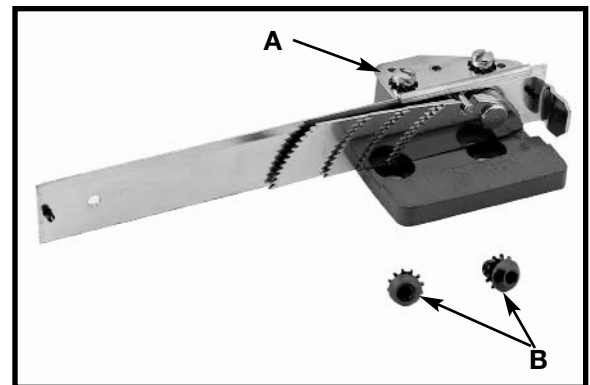


Fig. 1



Fig. 2




Fig. 4




Fig. 3

5. To position the splitter for use, lift up on the slide bar as shown in (B) Fig. 5, and then release.




Fig. 5

⚠ WARNING DO NOT USE THIS MACHINE WITHOUT A BLADE GUARD. AN OVERARM TYPE GUARD SYSTEM IS RECOMMEND TO BE USED WITH THIS SPLITTER ASSEMBLY. SOME TYPES OF OVERARM BLADE GUARD SYSTEMS ARE SHOWN BELOW AND ARE AVAILABLE FROM DELTA. OTHER BRANDS SIMILAR TO THESE CAN ALSO BE USED.

BLADE GUARD ACCESSORIES

Deluxe Uniguard® Blade Guard

The Delta Model 34-976 Uniguard Blade Guard Fig. 6, is an accessory that can be used in place of the standard blade guard. The Delta Model 34-976 Uniguard Blade Guard can be mounted with a UniRip or Unifence, fence systems.

78-953 Uniguard Strap Kit. Kit replaces the rear angle rail of Biesemeyer 30" and 50" Commercial Fence Systems and Home Shop Fence Systems up to 52" for mounting the No. 34-976 Delta Uniguard Blade Guard.



Fig. 6

Biesemeyer® T-Square® Table Saw Blade Guard System

The Biesemeyer Model 78-960 T-Square Table Saw Blade Guard System Fig. 7, is an accessory that can be used in place of the standard blade guard.

78-960 10" System for Home Shop 52" and Commercial 50" Fence Systems.

78-955 10" System for Home Shop 28", 40" and Commercial 26", 30" and 38" Fence Systems. Same as 78-960 except for fence systems 40" and under.




Fig. 7