

The NEW

**DELTA SHOP***The Only Natural Tool Combination***DELTA**  
**MILWAUKEE**

SOLD BY

**Homecraft**

# THE DELTASHOP...

*...the perfect unit for "Do It Yourself" home maintenance and improvement jobs!*

This is a combination unit specifically designed for the man who wants to "do it himself"—yet equally adaptable to the hobbyist who has limited workshop space.

It includes the complete tools necessary to do money-saving jobs around the house . . . jobs such as home repairs, building cabinets, shelves, screens, storm doors and windows, and building and repairing furniture.

It is the perfect power tool to finish the attic into extra bedrooms and the basement into a recreational area.

*At last, here is an appliance for the man of the house . . . just as important as other work-saving appliances that are a part of every home. It's the appliance to help you fix things and make things you've wanted but put off because of high costs.*

## **NEVER BEFORE A COMBINATION OF TOOLS LIKE THIS...**

- the only combination tool shop built around a circular saw whose blade tilts instead of the table—safe, easier to use, more accurate.
- an engineered combination of high


quality, big capacity Delta Homecraft Tools — not a collection of loose attachments.

- the only combination tool with a true jointer — when you saw, the next natural step is always to plane an edge!
- does 95 per cent of all home-shop operations.
- occupies only a 3 foot square floor space.
- the only combination unit you can separate into individual tools if you wish . . . later, as your interests and your shop grow. The only combination tool, too, that you can build tool by tool if your initial budget is limited.
- built-in accuracy, lifetime durability, outstanding safety features — you don't have to be a machinist or woodworking expert to use the DELTASHOP.

*For Biggest Value*  
**BUY DELTA**



**Save Space, Time, Money...with This Compact, One-Motor Combination of the Most Used Power Tools ...not a group of attachments — requires no time-wasting adjustments**

# The Right Combination of Basic Power Tools



IT'S A Saw  
no time-wasting adjustments

IT'S A Drill Press  
in one, easy swing



IT'S A Disc Sander  
by adding pulley and belt

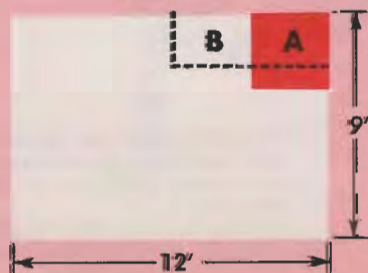


IT'S A Jointer  
always ready when you need it



See how little space it takes up in a small 9' x 12' room as compared to other combination tools.

**A—DELTASHOP**  
**B—Other ordinary combination tools**



## APARTMENT or HOUSE

The DELTASHOP takes up a 3 foot square. Roll it to any room you desire. Store room, utility room or the corner of basement or garage are ample room for this compact shop of famous DELTA HOMECRAFT TOOLS.

# A complete **DELTA** tilting arbor


## 8" CIRCULAR SAW — *always ready!*

Basically, the DELTASHOP is a big-capacity, top-quality, tilting arbor circular saw on which you can do every sawing operation . . . cross-cut, rip, bevel-cut, angle-cut, compound-cut: quickly, easily, accurately.

The circular saw is your most-used tool: number one for any well planned shop, the "hub" of all operations . . . you start every job with it—you keep coming back to it. That's why, on the DELTASHOP it's a heavy-duty, always-ready-to-use-machine . . . not a light attachment.

More . . . with Delta's many low-cost accessories you can do scores of extra jobs: make beautiful mouldings, tenons, dado grooves and many other fascinating cuts.

Beginner or veteran, you get the most out of this saw. You don't have to attach it, then adjust it. All blade settings are made by accurate controls. The skill is "built right in".



The blade tilts—not the table. Easier, safer to use! Blade is always exactly centered in the slot—you never have to adjust table for any operation.



Big capacity—cut to center of 48" panel, cuts stock 2 1/4" thick. Working area of 11 1/4" in front of blade.



Make countless attractive mouldings by means of the moulding cutterhead attachment—make your own designs.



With a single pass over the dado head, you make a groove 1 3/16" wide—capacity to spare.



**DELTA'SHOP  
UNITS ARE  
COMPLETE TOOLS  
... NOT ATTACHMENTS**

**SAW SPECIFICATIONS:** Blade diameter 8"; arbor diameter 5/8"; thickness of cut 2 1/4"; thickness of cut with blade set at 45°, 1 3/16"; maximum rip capacity to center of 48" panel; table size, 15" x 22"; fence 24 3/8" x 2"; sealed, lubricated-for-life ball bearings.

Machine furnished with No. 864 auto-set miter gage, No. 325 8" combination blade, No. 34-961 Standard table insert, arbor pulley and motor cord.

# WITH THE **DELTA SHOP** YOU MOVE THE WORK

## DIRECTLY FROM THE SAW TO THE **JOINTER**

A jointer is the natural companion tool to the saw. Your first, rough cut is made on the saw—then you must plane a true, square edge so that all subsequent cuts will be square. In any accurate job you do, you'll go from sawing to jointing to sawing again and again. That's why, on the DELTASHOP, these two machines are designed to work together.

This is a husky jointer with Delta accuracy "built in". The 20" x 3" fence—larger than most—locks firmly at any angle to 45°; and has a positive stop at 90°. Accurate setting is easy. For utmost precision, the two tables are ground in one operation; they are individually adjustable, too, to allow you to do taper planing and other needed jobs.

The jointer planes surfaces 4" wide, does perfect accurate work. It's the only way you can make completely invisible joints—a "must" for any shop.



Cuts a true, square finish edge for a perfect invisible joint. Also planes surfaces up to 4" wide.



Taper cuts are easy: simply adjust the two table-sections to provide the wanted degree of taper.



Cuts a bevel edge—simply set the fence at the angle you want and make one pass.



A rabbet cut for drawers, shelves, etc.—true smooth, in one quick pass. Saves countless hours and hard labor.

**JOINTER SPECIFICATIONS:** Capacity 4" wide; rabbets 1/4" deep; fence tilts right or left 45°; adjustable stop at 90°; fence 20" long, 3" high; 3-knife cutterhead; rear and front table adjustments; dimensions—28 1/4" long, 8 1/8" high, 9 3/4" wide; sealed lubricated-for-life ball bearings.



# Swing the **DRILL PRESS** into place, adjust the belt and start drilling

In seconds, your DELTASHOP becomes a standard Delta 11" Drill Press, known to a generation of home shop owners as the tool that does more jobs per dollar than any other in the shop.

You get all the advantages of a complete drill press—big capacity (up to  $\frac{1}{2}$ " hole drilling capacity in cast iron), four speeds, free floating spindle drive with a spindle travel of  $3\frac{5}{8}$  inches, a  $\frac{1}{2}$ " capacity Jacobs chuck—plus many other features.

With the wide selection of low cost Delta accessories you can do scores of extra jobs in addition to drilling—not only the "shop" operations in wood, plastics and light metals—but many handy household chores such as polishing silver, mixing ingredients, etc.

This drill press is a rugged tool, built for lasting accuracy.



Easy to swing drill press into position—no heavy motor to lift. Tool is perfectly balanced.




Make picture frames, shaped table edges, ornamental moldings and the like, with shaper attachment.



Mix foods, salad dressings, meringues, paints and similar things with your drill press.



One of many types of jobs women will appreciate.



**DRILL PRESS SPECIFICATIONS:** Table 8" x 8"; column diameter 1 $\frac{7}{8}$ "; spindle to table, 11"; spindle to base, 14 $\frac{3}{4}$ "; spindle travel 3 $\frac{5}{8}$ "; capacity, in cast iron  $\frac{1}{2}$ "; dimensions—33 $\frac{1}{2}$ " high, 11 $\frac{3}{4}$ " wide, 19 $\frac{1}{4}$ " deep. Furnished complete with No. 972,  $\frac{1}{2}$ " capacity Jacobs chuck spindle, No. 49-179 belt, and 49-189, 2 $\frac{1}{4}$ " saw arbor pulley for speeds of 3975, 2475, 1725, 1350 RPM. Pulleys are dynamically balanced. Spindles are interchangeable—easy to install "right" spindle for the job.

# SAND, GRIND, BUFF,—DO HOUSEHOLD JOBS WITH THIS MANY-PURPOSE

## SANDER

Every job ends with a finishing operation—and in seconds your DELTASHOP is an accurate, easy-to-use disc sander. It is equipped with a calibrated quick-locking tilting table and a handy slot for a miter gage. With it, you can sand curved, bevel or plane surfaces—of wood, plastics or non-ferrous metals; or mount special sanding drums on the spindle to finish hard-to-reach curved surfaces.

A chuck mounted on the spindle enables you to do horizontal drilling. Grinding and buffing wheels, wire and fiber brushes for heavy or general cleaning, can also be mounted on the spindle—to broaden the usefulness of an already versatile tool.



Put a smooth finish on curved and irregular surfaces—accurately, easily and fast.



Wire brush does heavy cleaning, removes rust and scale. Two brushes—coarse and fine.



Shine 'em up with a buffing wheel—shoes, golf clubs, stainless ware or other metal items.



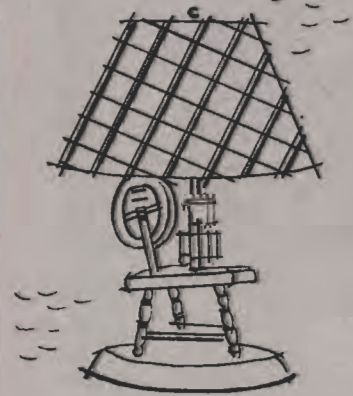

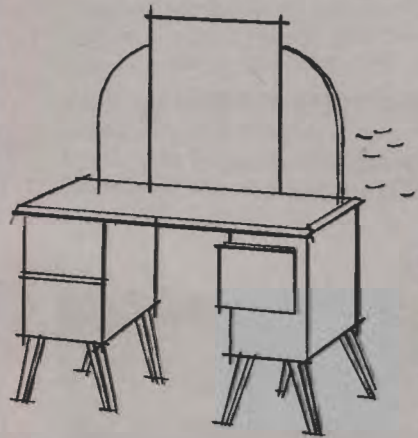
Grinding Wheel sharpens cutlery, does numerous similar home jobs as well as shop operations.

**DELTA'SHOP UNITS  
ARE COMPLETE TOOLS  
...NOT  
ATTACHMENTS**

**SPECIFICATIONS:** Disk diameter 8½"; dimensions—11½" wide, 8¾" high, 10" deep (with base attached—12" wide, 9¾" high, 10½" deep); table 4½" x 9¾"; miter gauge groove ¾" x ½"; table tilts to front 45°, to rear 35°; arbor diameter ½".

# Only with the **DELTA SHOP**


DELTASHOP is the perfect combination of the necessary power tools for work-a-day home repair and maintenance—for hobby relaxation, too. The tools you use most are *always* ready. Handy low-cost accessories are easy to install when wanted. Your evening isn't "shot" setting up for this and that operation—no fussing with adjustments and alignment. In addition to being the means of doing all these jobs—*DELTASHOP gives you the time to do them.*



Box joints with a dado head



Cove cutting for unique edging and trim.



Making a table edge with the moulding cutter-head on the circular saw.





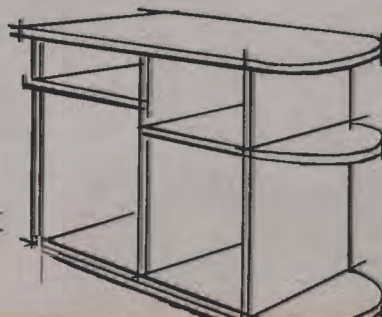
Horizontal drilling—among hundreds of other operations.



Not only woodworking, but light metal work, too.



Cut your own plugs and dowels.



**DELTA SHOP** Units

# Can You Do All These Jobs



Making a perfect miter for invisible joints. The accuracy is in the DELTA-SHOP.



"Drilling" a hole in glass. Handy for hanging mirrors.



Cutting two angles at one time—compound mitering. The table is level and easy to work on.



Cutting a tenon joint with a dado head. One of several methods with Deltashop.




Drill square holes. This mortising operation is needed for door and screen construction and repair.



Make beautiful patterns and designs on the drill press using a router bit.



This can save a sore arm and tired back.



Power sanding the smallest, hard-to-reach areas.



You can do intricate carving—quickly, easily.



Shaping a beautiful intricate edge on the drill press.



Accurate planing of boards up to 4" wide is done easily and quickly.



Smooth, round surfaces with a horizontal sanding drum.



**Are Complete Tools.. Not Attachments**

# With These Inexpensive **DELTA** You Can Do Even More.....

## SAW AND JOINTER ACCESSORIES

### FOR DELTASHOP 8" TILTING ARBOR SAW

Safety Belt Guard. Wt., 8 lbs.  
Cat. No. 34-965..... \$5.70

**A** Splitter Mounted Guard. With anti-kickback fingers. Wt., 10 lbs.  
Cat. No. 34-966..... \$6.25

Super-Safe Blade Guard and Splitter. With anti-kickback fingers. Wt., 10 lbs.  
Cat. No. 34-967..... \$12.75

Standard Saw Table Insert. (Note: This is included with basic machine.) Wt., 2 lbs.  
Cat. No. 34-961..... \$1.50

**B** Auto-Set Miter Gauge. (Note: This is included with basic machine.) Swings 60° either way. Individually adjustable index stops. Heavy  $\frac{3}{8}$ " x  $\frac{3}{4}$ " bar, 17" long—full  $\frac{3}{8}$ " dia. stop rods with two clamps. Wt., 4 lbs.  
Cat. No. 864..... \$6.50

**C** Clamp Attachment for Miter Gauge. Allows you to clamp work tightly and securely. Screws onto the miter gauge. Easily installed, removed. Wt.,  $2\frac{1}{4}$  lbs.  
Cat. No. 865..... \$3.45

Extra Clamp Screws and block for clamp attachment. Wt., 1 lb.  
Cat. No. 873..... \$ .65

### USE TENONER FOR ACCURACY—PERFECT GLUE JOINTS

**D** Tenoner. Work is fed to saw with one hand, far removed from revolving blade. Takes stock up to  $2\frac{3}{4}$ " thick, any width within the capacity of saw, and will cut tenons to full capacity. Complete with base plate. Wt., 31 lbs.  
Cat. No. 1172..... \$25.00

Blade Spacing Collar Set for Tenoner. One  $\frac{1}{4}$ " and one  $\frac{3}{8}$ " collar. Wt., 1 lb.  
Cat. No. 1171..... \$2.25

### USE THE RIGHT SAW BLADE FOR BEST RESULTS

These blades are made of the finest steel, with properly shaped teeth, correctly tempered—real production blades that will give you a lot of service. They're made to cut exceptionally well and clean—the same type of blades used in factories. All are 8" diameter, have  $\frac{1}{8}$ " arbor hole.

Combination Rip and Cross-Cut Blade.  
Cat. No. 325..... \$3.15

**E** Novelty Blade. Bar ground with 4 cutting teeth to each rake tooth. Cat. No. 34-803..... \$2.50



**F**



**G**



**H**



**F** Rip Blade.  
Cat. No. 334..... \$3.15

**G** Cross-Cut Blade.  
Cat. No. 335..... \$3.15

Hollow Ground Blade.  
Cat. No. 326..... \$5.25

### USE MOULDING CUTTER-HEAD ACCESSORIES TO MAKE BEAUTIFUL MOULDINGS

**H** Moulding Cutter Set. Consists of heavy duty steel head, 4 sets of 3 knives each, and special wrench. Knives lock into head. (Note: Be sure to order the proper table insert Cat. No. 34-962.)  
Cat. No. 34-813..... \$21.20

Heavy Duty Steel Cutterhead Only. Fits  $\frac{1}{8}$ " arbor.  
Cat. No. 265..... \$5.95

Wrench.  
Cat. No. 1521..... \$ .30

Special table insert for use with moulding cutter head. Wt., 2 lbs.  
Cat. No. 34-962..... \$1.50

### USE DADO HEAD ACCESSORIES TO CUT ACCURATE GROOVES

The Dado Head is a circular saw attachment for which you will find a lot of use because with it you cut grooves varying in width from  $\frac{1}{8}$ " to  $1\frac{1}{4}$ " and up to  $1\frac{1}{4}$ " deep. The dado replaces the blade in your circular saw. By a combination of outside blades and center rakes, any width groove can be cut of one pass over the table.

**J** Dado Head Set. Consists of two blades and five rakes. Made of steel,  $\frac{1}{8}$ " arbor hole. (Note: Be sure to order proper table insert. Cat. No. 34-963.)  
Cat. No. 34-334..... \$17.50

Special table insert for use with dado head. Wt., 2 lbs.  
Cat. No. 34-963..... \$1.50

### FOR DELTA 4" JOINTER

Jointer Cutterhead. (Included with basic machine; can be ordered separately.) Complete with high speed steel knives and lubricated-for-life ball bearings.  
Cat. No. 37-806..... \$17.75

Extra Set of 3 High-Speed Knives. (Note: Included with basic machine; can be ordered separately.) Wt.,  $\frac{1}{2}$  lb.  
Cat. No. 37-802..... \$3.90

## SANDER ACCESSORIES

Miter Gauge. Precision built—makes accurate sanding easy.  
Cat. No. 31-804..... \$2.95

### ACCESSORIES FOR DISK SANDING

Garnet Paper Sanding Disks. Coarse, No. 1  $\frac{1}{2}$  grade (1 doz.).  
Cat. No. 46-815..... \$2.30

Garnet Paper Sanding Disks. Fine, No. 0 grade (1 doz.).  
Cat. No. 46-817..... \$1.70

Disk Adhesive. (1 lb. bar.)  
Cat. No. 49-503..... \$ .85

### ACCESSORIES FOR DRUM SANDING

3" x 3" Sanding Drum. Wt., 2 lbs.  
Cat. No. 830..... \$4.75

1  $\frac{1}{4}$ " dia. x 2" Drum. Wt.,  $1\frac{1}{4}$  lb.  
Cat. No. 835..... \$3.1

Sleeves: (in packages of 6.)  
3" x 3" coarse garnet.  
Cat. No. 831..... \$1.25

3" x 3" medium garnet.  
Cat. No. 832..... \$1.25

3" x 3" aluminum oxide (for metal).  
Cat. No. 833..... \$1.85

1  $\frac{1}{4}$ " x 2" medium garnet.  
Cat. No. 836..... \$1.00

1  $\frac{1}{4}$ " x 2" fine garnet.  
Cat. No. 837..... \$1.00

1  $\frac{1}{4}$ " x 2" aluminum oxide (for metal).  
Cat. No. 838..... \$1.15

### ACCESSORIES FOR DRILLING

Keyless Chuck.  $\frac{1}{2}$ " capacity. Fits any  $\frac{1}{2}$ " shaft.  
Cat. No. 120..... \$3.75

Machine Auger Bits. (Same as used on 11" drill press) 5" long,  $\frac{1}{4}$ " shank. Set of 7.  
Cat. No. 11-821..... \$11.50

### ACCESSORIES FOR GRINDING, BUFFING, BRUSHING

Arbor. Needed to adapt  $\frac{1}{8}$ " shaft to grinding wheels, buffing wheels, wire wheels. Right hand threads only.  
Cat. No. 42-118..... \$1.70

Wire Wheel. Coarse, 6" diameter.  
Cat. No. 3113..... \$2.00

Wire Wheel. Fine, 6" diameter.  
Cat. No. 3114..... \$2.85

Tampico Fiber Wheel. 6" diameter.  
Cat. No. 3115..... \$2.50

Grinding Wheel. 50 grit, 6" diameter,  $\frac{1}{2}$ " wide,  $\frac{1}{8}$ " hole. (Do not operate over 1725 r.p.m.)  
Cat. No. 3101..... \$2.00

Grinding Wheel. 60 grit, 6" diameter,  $\frac{1}{2}$ " wide,  $\frac{1}{8}$ " hole. (Do not operate over 1725 r.p.m.)  
Cat. No. 3102..... \$2.00

Grinding Wheel. 80 grit, 6" diameter,  $\frac{1}{2}$ " wide,  $\frac{1}{8}$ " hole.  
Cat. No. 4005..... \$1.15

Buffing Compounds. 4 different types in a box.  
Cat. No. 4004..... \$1.00

Buffing Compounds and Wheel, 4 different types compounds plus full  $\frac{1}{2}$ " buffing wheel.  
Cat. No. 4003..... \$2.00

# SHOP ACCESSORIES

You don't need special accessories to do any of the basic woodworking jobs you'll want to do—because the DELTASHOP combines the *most used* tools in any Shop.

But because the DELTASHOP consists of *individual* tools engineered to work together, DELTA accessories can expand the usefulness of each one many times. Because they are used on all Delta Homecraft tools they are produced in heavy volume . . . you enjoy the resulting low prices . . . can add to your shop as you wish at a very low investment.

Delta Homecraft accessories are interchangeable from model to model of the same power tool—even from one type of machine to another. For example the moulding cutterhead used on the DELTASHOP circular saw can also be used on the large 10" tilting arbor saw, or those same moulding cutterhead knives can be used on the shaper. Thus if you ever decide to expand to a larger shop of bigger tools for hobby or business—your accessory investment is still *safe*!

## DRILL PRESS ACCESSORIES



**A** Lamp Attachment. With shade, socket and cord, flat links, bolts and attachment bracket. Wt., 1 1/2 lbs.

Cat. No. 882.....\$3.40

**B** Spindle. With Jacobs Chuck and key. No. 60—1/2" cap. (Included with machine.) Wt., 3 1/2 lbs.

Cat. No. 972.....\$13.75

**C** Spindle. With 1/2" hole. For routing, mortising, shaping and sanding. Wt., 2 1/2 lbs.

Cat. No. 974.....\$3.40

### FOR DRILLING AND SIMILAR OPERATIONS

[These cutting tools are used on the No. 972 spindle furnished with your Deltashop Drill Press.]

**D** Set of 7 Auger Bits. 1/4", 3/8", 1/2", 5/8", 3/4", 7/8" and 1"—with 1/2" shaft. (Can be ordered separately.)

Cat. No. 11-821.....\$11.50

**E** Set of 8 Machine Spur Bits. 1/4", 5/16", 3/8", 1/2", 5/8", 3/4", 7/8" and 1"—all with 1/2" shank. (Can be ordered separately.) These bits are of highest quality steel—for long life, accurate work.

Cat. No. 818.....\$19.25

**F** Set of 5 Plug Cutters. 3/8", 1/2", 5/8", 3/4" and 1". (Can be ordered separately.)

Cat. No. 822.....\$27.50

**G** Set of 5 Router Bits. 1/4", 3/8", 1/2", 5/8", 3/4". (Can be ordered separately.)

Cat. No. 480.....\$8.25

### FOR YOUR SANDING OPERATIONS

**Auxiliary Shaft.** 1/2" x 2 1/2".

Cat. No. 11-834.....\$ .70

#### Sanding Drums:

**H** 3" dia. x 3", with one sleeve. (Fits No. 974 spindle when used with No. 11-834 auxiliary shaft.)

Cat. No. 830.....\$4.75

**I** 1 3/4" dia. x 2", with one sleeve. (Fits No. 974 spindle when used with No. 11-834 auxiliary shaft.)

Cat. No. 835.....\$3.70

**J** 1 1/2" dia. x 2 1/2", with one sleeve. (Has 1/2" shank for fit hollow spindle or chuck; fits 974 spindle.)

Cat. No. 840.....\$11.65

**K** 1 1/2" dia. x 1", 3/8" shank; with one sleeve. (Fits No. 972 spindle.)

Cat. No. 679.....\$11.50

**L** 2 3/8" dia. x 1", 3/8" shank; with one sleeve. (Fits No. 972 spindle.)

Cat. No. 680.....\$11.65

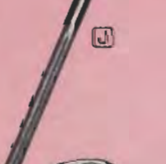
**M** 3" dia. x 1", 3/8" shank; with one sleeve. (Fits No. 972 spindle.)

Cat. No. 681.....\$11.85

**Sleeves for Sanding Drums:**

For 3" dia. x 3" drum. No. 1 1/2" grit, coarse garnet. 1/2 doz. Wt., 1/2 lb.

Cat. No. 831.....\$11.25



For 3" dia. x 3" drum. No. 1-50 grit medium garnet. 1/2 doz. Wt., 1/4 lb.

Cat. No. 832.....\$1.25

For 3" dia. x 3" drum. No. 1-50 grit Al. Oxide (for metal). 1/2 doz. Wt., 1/4 lb.

Cat. No. 833.....\$1.85

For 1 3/4" dia. x 2" drum. No. 1-50 grit medium garnet. 1/2 doz. Wt., 1/4 lb.

Cat. No. 836.....\$1.00

For 1 3/4" dia. x 2" drum. No. 1-50 grit fine garnet. 1/2 doz. Wt., 1/4 lb.

Cat. No. 837.....\$1.15

For 1 3/4" dia. x 2" drum. No. 1-50 grit Al. Oxide (for metal). Wt., 1/4 lb.

Cat. No. 838.....\$1.00

For 1 1/2" dia. x 2 1/2" drum. No. 1-50 grit medium garnet. Wt., 1/2 lb.

Cat. No. 841.....\$1.00

For 1 1/2" dia. x 2 1/2" drum. No. 1-50 grit fine garnet. 1/2 doz. Wt., 1/4 lb.

Cat. No. 842.....\$1.00

For 1 1/2" dia. x 2 1/2" drum. No. 50 grit Al. Oxide (for metal). 1/2 doz. Wt., 1/4 lb.

Cat. No. 847.....\$1.15

For 1 1/2" dia. x 1" drum. No. 40 grit Al. Oxide. 1/2 doz. Wt., 1/4 lb.

Cat. No. 682.....\$ .85

For 1 1/2" dia. x 1" drum. No. 80 grit Al. Oxide. 1/2 doz. Wt., 1/4 lb.

Cat. No. 683.....\$ .85

For 2 3/8" dia. x 1" drum. No. 40 grit Al. Oxide. 1/2 doz. Wt., 1/4 lb.

Cat. No. 684.....\$ .85

For 2 3/8" dia. x 1" drum. No. 80 grit Al. Oxide. 1/2 doz. Wt., 1/4 lb.

Cat. No. 685.....\$ .85

For 3" dia. x 1" drum. No. 40 grit Al. Oxide. 1/2 doz. Wt., 1/4 lb.

Cat. No. 686.....\$1.00

For 3" dia. x 1" drum. No. 80 grit Al. Oxide. 1/2 doz. Wt., 1/4 lb.

Cat. No. 687.....\$1.00

### FOR SURFACE GRINDING, TOOL GRINDING AND POLISHING

**Q** Spindle. For cup grinding wheels. Wt., 2 lbs.

Cat. No. 991.....\$3.40

**R** Cup Wheel: Extremely useful for grinding on the drill press. Furnished 3 1/2" dia., 1 1/2" wide, with 1/2" arbor hole to fit No. 991 spindle. No. 60 grit. Wt., 1 lb.

Cat. No. 992.....\$3.85

### FOR MORTISING (CUTTING SQUARE HOLES)

With the addition of the No. 976 Mortising Attachment and the No. 974 Spindle, the Homecraft Drill Press may be converted into an accurate mortising machine. 4 1/2" thick capacity under tool down. Capacity from ends of hooked rods to fence, 2 3/4" thick.



**L** Mortising Attachment Complete. With heavy fence, hold-down bracket, hold-down and rod, chisel holder, curved arms and bolts. Without spindle. Wt., 7 lbs.

Cat. No. 976.....\$7.95

#### Chisels:

**M** 1/4" Mortising Chisel.

Cat. No. 634.....\$4.00

3/8" Mortising Chisel.

Cat. No. 636.....\$4.25

1/2" Mortising Chisel.

Cat. No. 638.....\$4.50

#### Bits:

**N** 1/4" Mortising Bit.

Cat. No. 514.....\$2.10

3/8" Mortising Bit.

Cat. No. 516.....\$2.10

1/2" Mortising Bit.

Cat. No. 518.....\$2.10

#### Bushings:

**O** 3/16". For 1/4" bit.

Cat. No. 524.....\$ .60

1/8". For 3/8" and 1/2" bits.

Cat. No. 526.....\$ .60

### USE THIS SHAPING ATTACHMENT TO MAKE BEAUTIFUL MOULDINGS

These three-tip cutters provide hundreds of moulding shapes. In addition, a blank cutter is provided for grinding your own shapes. Made of special steel and hardened in oil, these cutters can be resharpened again and again by merely grinding across the face of the cutting tips.

**P** Set of 24 Shaper Cutters. With 978 adapter and 6 collars in a box. (Note: Each cutter as well as collars sets and adapter can be ordered separately.) Wt., 2 lbs.

Cat. No. 980.....\$34.50

**R** Plywood Shaper Table. Made of plywood and drilled for easy fastening to top of regular drill press table. Provides large working surface and firm support. 17 1/2" x 23 1/2", 3/4" thick.

Cat. No. 11-806.....\$11.50

**S** Shaper Fence. Fully adjustable; both halves independent of each other. Adjustable and wide so opening may be made as small as possible to fit the work—a good safety feature. Wt., 12 lbs.

Cat. No. 982.....\$12.95


**T** Spring Hold Down. Hold work against fence and table. Can be used on either end of the fence. Provided with universal brackets and long flexible springs that accommodate work up to 3 1/2" thick. With straight and bent posts, two springs, two spring brackets, and one post bracket. Wt., 2 lbs.

Cat. No. 983.....\$4.50

Prices subject to change without notice.

Prices slightly higher west of the Rockies.

# Here's How to Order Your Economical **DELTA SHOP...**



You can order the complete Deltashop and enjoy its full benefits now, or you can order on the revolutionary new Deltashop TOOL AT A TIME plan. This special plan enables you to start with the basic saw and stand and add the remaining tools as your budget permits. Order by the catalog numbers.

## The Complete DELTA SHOP

Catalog listing: Deltashop, consisting of No. 34-500 8" Tilting Arbor Saw, No. 37-110 4" Jointer, No. 37-113 Jointer Raising Block, No. 11-130 11" Drill Press (complete with No. 49-179 Belt), No. 49-189 Saw Arbor Pulley, No. 31-200 Disk Sander, No. 31-201 Sander Base (with No. 281 Belt), and No. 50-308 Steel Stand,

CATALOG NO. 34-530.....\$229.50

Also order the motor belt and pulley group for use with the No. 62-253  $\frac{3}{4}$  HP Motor. (Includes No. 5225 Saw Pulley, No. 49-152 Saw Belt, No. 49-182 Jointer Pulley and No. 410 Jointer Belt.)

CATALOG NO. 49-188.....\$4.50

## The DELTA SHOP Tool At A Time Plan

All parts required for assembly are included in each of the following "packages":

Package #1.....	The Saw and Stand*	CATALOG NO. 34-532.....	\$109.80
Package #2.....	The Jointer*	CATALOG NO. 37-114.....	\$ 49.15
Package #3.....	The Drill Press	CATALOG NO. 11-130.....	\$ 57.50
Package #4.....	The Sander	CATALOG NO. 31-202.....	\$ 17.50

\*The necessary motor belt and pulley groups are included.

## You Can Mount Your Drill Press Separately

As your workshop grows you may wish to mount your Deltashop Drill Press so that it is always available under its own power. Special conversion kits are available for this purpose.

KIT #1 For mounting the Drill Press on the edge of a bench—includes motor mounting bracket, 4 speed pulley and belt.

CATALOG NO. 49-190....\$2.85

KIT #2 For permanent mounting on bench or stand—Bench Type Base with 6" x 7 $\frac{3}{4}$ " of ground table and parallel slots for jigs and fixtures.

CATALOG NO. 49-191....\$7.25

(For motors, stands, etc., see your Dealer)

## The DELTA SHOP Motor

The proper motor for your Deltashop should be ordered with the complete Deltashop or with Package #1 on the tool at a time plan. Ask your Dealer for the Heavy Duty,  $\frac{3}{4}$  HP, 115 Volt, 60 Cycle, 3450 r.p.m., sealed for life ball bearing motor. This is the motor for which the belt and pulley groups are designed.

CATALOG NO. 62-253.....\$44.95

Whether You Order The DELTASHOP Complete or on the Tool At A Time Plan... Ask Your Dealer About EASY PAYMENT TERMS.

## DELTA —The World's Most Complete Line of Power Tools!



SHAPER



LATHE



BAND SAW



SCROLL SAW

For descriptions and specifications on the complete line of DELTA HOMECRAFT TOOLS ask your dealer or write to DELTA POWER TOOL DIVISION, ROCKWELL MANUFACTURING COMPANY for the new HOMECRAFT CATALOG. Just off the press, this fully illustrated catalog will give you the whole story on DELTA HOMECRAFT POWER TOOLS—the finest home workshop tools you can buy.



DELTA HOMECRAFT power tools are built by

**Rockwell** MANUFACTURING COMPANY

400 NORTH LEXINGTON AVENUE, PITTSBURGH 8, PA.

Printed in U.S.A. 9/53