


Your No. 43-110 HOMECRAFT* SHAPER for All Types of SHAPING IN THE HOME WORKSHOP



**No. 43-110
Shaper
\$49.95**

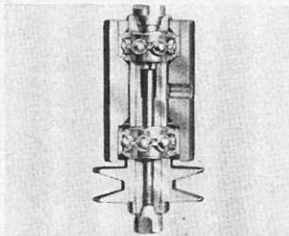
If it's a moulding or any shaped edging, you can make it quicker — easier — safer on the Homecraft Shaper

HERE is a production machine built for your home workshop. This Homecraft shaper has all the features a home crafter requires whether he be experienced or just a beginner.


The fence is 25¼" long when fully extended. It is completely adjustable front, back and sidewise. Both sides adjust independently. The 15½"x 18" table is big and is finish ground for accuracy. Has a ⅜" by ¾" groove for Sliding Jig and Miter Gage. The heavy ribbing on the underside of the table provides added rigidity and firmness. Interchangeable spindles 5/16" and ½" diameter run in sealed-for-life ball bearings. Conveniently located controls raise and lower the spindle. Spindle travel is ⅞". Shaper is reversible and runs at 9000 r.p.m. for smooth, clean work.

With this Homecraft Shaper you can shape, form or mould almost any type of work that can be done on a large shaper. You can make cope and reverse mouldings, sash mouldings, door mouldings, brick moulds, base moulds, edges for cabinet work, etc. Its thorough guarding of belt and pulley, exceptionally low cost, and wide range of work are but a few of the reasons why the Homecraft Shaper is the best shaper for your home workshop—see it at your dealer today!

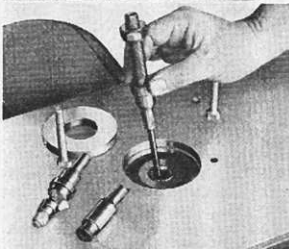
Short, strong spindle and very closely spaced bearings, eliminates whip and produces chatterless work. Requires no lubrication.




The spindle height adjustment under front of table makes accurate height adjustment easy; locks quickly in place with convenient lock handle to the right.



Interchangeable spindles permit use of wide variety of cutters, also stub spindle for cope cuts on sash and door and cabinet work.



Both halves of fence adjustable through one control. Endwise adjustment permits cutter opening to be made small as possible an added safety feature.



SPECIFICATIONS

Overall: Height	7½"
Overall: Width	25¼"
Overall: Depth	24"
Table Size	15½" x 18"
Fence Length (each side)	11½"
Speed	9000 r.p.m.
Spindle Travel	⅞"
Spindle carried in Double-sealed Ball Bearings.	
Spindle Height Lock.	
Tapered Starting Pin.	
Legs drilled for mounting reversing switch.	

CATALOG LISTING

No. 43-110 Ball-bearing Reversible HOMECRAFT Shaper complete with Fence, 5/16" and ½" Spindles, Table Insert, Starting Pin, Belt and Pulley Guards, Motor Bracket, Spindle Pulley and Wrenches, without Motor or Switch. 88 lbs..... **\$49.95**

No. 982—Shaper Fence complete with Wood Facings, bolts and wing nuts. 12 lbs.... **9.25**

No. 864—Miter Gage. 4 lbs. **4.80**

No. 43-803—5⅜" Motor Pulley with Set Screws; ½" bore

1.95

No. 43-804—5⅜" Motor Pulley with Key and Set Screws; ¾" bore

1.95

No. 49-105—V-Belt, 30" Out. Cir., for 6" Frame Motor. ½ lb.....

.95

No. 49-106—V-Belt, 32" Out. Cir., for 8½" Frame Motor. ½ lb.....

.95

No. 49-305—Steel Stand (Top 12-7/16"x16-7/16"x26½" high. 51 lbs.....

12.50

No. 132—Switch Box, Power Cord, Plug and Motor Lead Wire and Connectors... **3.50**

No. 1116 Reversing Switch with connected 4-wire cord for any standard, split-phase or capacitor motor


5.25

No. 62-210—½ H.P. Ball-bearing Capacitor Motor, 115 V., 60 cycle, A.C., 3450 r.p.m., ½" double shaft, 6" frame, complete with cord, plug and toggle switch.....

48.50

No. 85-080—1 H.P. Ball-bearing Repulsion-Induction Motor 115/230 V., 60 cycle, A.C., 3450 r.p.m., ¾" single shaft, 8½" frame, complete with reversing handle.....

83.50



LEFT—Motor and Belt Guard Completely Covers Belt and Motor Pulley for added protection.

RIGHT—Spindle Pulley covered by Spindle Pulley Guard which completely protects operator.

DELTA MANUFACTURING DIVISION

Rockwell Manufacturing Company

600 E. Vienna Ave., Milwaukee 1, Wis.




Accessories That Add To The Usefulness Of Your Shaper

Three Lip Cutters And Collars



These three lip cutters offer unlimited possibilities in making hundreds of moulding shapes. Made of special steel and hardened in oil they may be honed. They have involute

relief and honing the face does not change the shape. The collars for use with the cutters are ground to size, not merely rough turned, so that they run perfectly true and will not score the work.



STANDARD CUTTER SETS

- No. 1182**—Standard Cutter Set consisting of cutters D-100 to D-109 inclusive and collars D-142 to D-149 inclusive. Packed in wood box. 3½ lbs. **\$20.90**
- No. 1178**—Cove and Bead Cutter Set consisting of D-129, D-135 to D-139 Cutters inclusive; D-132 and D-134 Collars. Packed with No. 1190 Stub Spindle Assembly and Wrench in wood box. 2 lbs. **\$12.80**
- No. 1184**—Sash and Cabinet Cutter Set consisting of D-108, D-120, D-121, D-123 to D-128 inclusive and D-130 Cutters. D-140, D-141, D-150 and D-151 Collars. Packed with No. 1190 Stub Spindle Assembly and Wrench in wood box. 3 lbs. **\$20.00**
- No. 1190**—Stub Spindle with screw and Allen wrench for 3 Lip Cutters. **\$2.10**


SHAPER COLLAR SETS

- No. 1210**—Set of 7 collars from ¾" to 1½" diameter, D-142, D-143, D-144, D-145, D-171, D-172 and D-173. ¾ lbs. **\$1.50**
- No. 1211**—Set of 6 collars from 1-3/16" to 1½" diameter, D-141, D-146, D-147, D-148, D-174 and D-175. 1 lb. **\$1.75**
- No. 1212**—Set of 6 collars from 1-9/16" to 1¾" diameter, D-149, D-176, D-177, D-178, D-179 and D-180. 1½ lbs. **\$2.00**
- No. 1191**—Set of 4 collars for sash cutters, D-140, D-141, D-150 and D-151. ½ lb. **\$1.25**
- No. 1198**—Set of Table Inserts with Guide Shoulers SR-253 and SR-254. ½ lb. ... **\$.85**

3 - LIP CUTTERS WITH 5/16" HOLE

- No. 980**—Set of 24 Edge Cutters D-1 to D-80 including D-69 blank cutter with No. 978 Adapter and 6 Collars in wood box. 2 lbs.. **\$25.00**

3-KNIFE SAFETY CUTTER HEAD



Made of special high speed steel. Has ¾" hole with ½" bushing and wrench. Fits either ½" or ¾" spindles. Uses moulding cutter knives. Furnished without knives.

- No. 1343**—3 Knife Cutter Head. 1½ lbs. **\$4.75**

Extra Sets of Cutter Knives

Come in sets of three matched blades. Per set **\$3.00**

No.	Type	No.	Type
247	Cove	257	Glue Joint
250	Bead	258	O-G Curve
251	Bead	259	Straight
252	Crown Mould	261	Flute Bead
253	Panel Strip	263	Flute and Cove
254	Glass Stop	264	Flute and Cove
255	Screen Mould	269	Flute and Cove
256	Drawer Joint		

SAFETY RING GUARD

Protects User on Curved and Circular Work



While no more thoroughly guarded shaper than the No. 43-110 is available today with its complete Belt Guards and Safety Fence, the fence cannot be used for curved or circular work. For this the No. 43-817 Safety Ring Guard should be used.

Fully adjustable and easily removed this ring guard not only protects operator from the knives but also acts as an efficient hold down.

- No. 43-817**—Safety Ring Guard. 8 lbs.. **\$5.00**

SHAPED CUTTERS — ½" Hole

No.	Description	Price
D-100	As Shown	\$2.00
D-101	As Shown	2.00
D-102	As Shown	2.00
D-103	As Shown	2.00
D-106	45 Degree	1.90
D-109	Round Nose	1.25
D-110	Drawer Joint	2.00
D-120	Ogee	1.90
D-121	Female Sash	1.90
D-123	Cab. R.H. Male	1.60
D-124	Cab. L.H. Male	1.60
D-125	Cab. R.H. Female	1.90
D-126	Cab. L.H. Female	1.90
D-128	Male Sash	1.90
D-131	Glue Joint	2.25
D-135	Cove and Bd. L.H.	1.90
D-136	Cove and Bd. R.H.	1.90
D-137	Cope R.H.	1.90
D-138	Cope L.H.	1.90

STRAIGHT CUTTERS — ½" Hole


D-104	1" x 17/8" Dia.	\$2.00
D-105	1½" x 17/8" Dia.	2.40
D-107	½" x 13/8" Dia.	1.25
D-108	¾" x 11/8" Dia.	1.25
D-127	3/8" x 1 1/8" Dia.	1.60
D-129	3/8" x 2 3/8" Dia.	1.60
D-130	¾" x 17/8" Dia.	1.90
D-139	¾" x 2 3/8" Dia.	1.60

*For Sash Work.

SPACING COLLARS for Shaper Cutters

No.	Thick	Out. Dia.	Hole	Price
D-132	3/8"	1 1/8"	1/2"	\$.25
D-134	1/4"	1 1/8"	1/2"	.25
D-140	1/4"	1 1/8"	1/2"	.25
D-141	3/8"	1 1/8"	1/2"	.25
D-142	3/8"	3/4"	1/2"	.25
D-143	3/8"	7/8"	1/2"	.25
D-144	3/8"	1"	1/2"	.25
D-145	3/8"	1 1/8"	1/2"	.25
D-146	3/8"	1 1/4"	1/2"	.25
D-147	3/8"	1 3/8"	1/2"	.35
D-148	3/8"	1 1/2"	1/2"	.35
D-149	3/8"	1 3/4"	1/2"	.40
D-150	3/8"	1 3/8"	1/2"	.30
D-151	1/4"	1 7/8"	1/2"	.45
D-155	1/4"	3/4"	1/2"	.20
D-171	3/8"	1 1/8"	1/2"	.25
D-172	3/8"	1 1/4"	1/2"	.25
D-173	3/8"	1 1/2"	1/2"	.25
D-174	3/8"	1 3/4"	1/2"	.30
D-175	3/8"	1 7/8"	1/2"	.30
D-176	3/8"	1 1/2"	1/2"	.30
D-177	3/8"	1 5/8"	1/2"	.35
D-178	3/8"	1 11/8"	1/2"	.40
D-179	3/8"	1 1 1/8"	1/2"	.35
D-180	3/8"	1 7/8"	1/2"	.40
D-215	1/4"	1 1/8"	1/2"	.25
D-217	1/4"	1 3/8"	1/2"	.25


SAFETY CUTTER HEAD WITH BLANK KNIVES



For special mouldings that cannot be made with standard shaper cutters, special cope cuts, etc. Head is accurately machined so as to eliminate vibration: grooves are carefully milled to close tolerances to insure both knives being clamped with the same pressure and a spherical equalizing washer is used under the head. When a setup has been made it can be kept for future use, as the whole head may be removed from the machine. Head is bored for ½" or ¾" spindle as listed. Blank knives are 2½" long, self-hardening and sand-blasted so that cutter design may be drawn directly on them. Cutter head furnished without knives.

- No. 1192**—Cutter head for ½" spindle, with tightening block **\$4.75**
- No. 1193**—Two ½" knives **\$3.25**
- No. 1194**—Two ¾" knives **\$3.25**
- No. 1195**—Two 1" knives **\$3.50**
- No. 1196**—Two 1½" knives **\$4.50**

SLIDING SHAPER JIG



Shaping of short and narrow pieces is now a safe operation with the sliding shaper jig. The hands never come close to the cutters, and the work cannot slip. This means perfect safety and more accurate work.

- No. 1186**—Sliding Shaper Jig, with ground base plate, fitted with miter-gage head and swinging stop link, four clamp rail posts, four clamp rails and two clamp screws. 13½ lbs.. **\$14.50**

Tenoner is an additional safety feature.

Work can be fed with one hand, far from cutting head of shaper.

- No. 1170**—Tenoner for use with No. 1186 Sliding Jig on Shaper and Circular Saw. 21 lbs.. **\$9.25**

SPRING HOLD DOWNS



Holds work firmly against fence and table ... used on either end of fence and are provided with universal brackets and long flexible springs that accommodate work up to 3½" thick.

- No. 983**—Set of Spring Hold Downs with straight and bent posts, two springs, two spring brackets and one post bracket. 2 lbs. **\$3.00**

Foreign distribution, except territories of the U. S. A., Canada and the Philippine Islands, is through Tauto Export Corporation, 38 Pearl St., New York 4, New York.



DELTA MANUFACTURING DIVISION

ROCKWELL MANUFACTURING COMPANY

General Sales Office: 6 N. Michigan Ave., Chicago 2, Ill.

MILWAUKEE 1, WISCONSIN